

# **2019 Crime and Arrest Statistics**



**Los Angeles County Sheriff's Department**

# Table of Contents

## 1 Introduction

- 3 Core Values • Our Mission Statement • Our Creed
- 4 Statistical Introduction
- 6 Changes Affecting LASD Statistics

## 7 Department Overview

- 9 LASD Patrol Divisions - Patrol Area Map
- 10 LASD Organizational Chart
- 11 Budget for the Fiscal Year 2018-2019
- 12 Budgeted Positions for the Fiscal Year 2019-2020
- 14 Personnel Strength
- 15 Part I Crime Clock
- 16 Synopsis
- 17 Incident and Arrest Summary
- 18 Part I Actual Offenses Cleared
- 19 Field Operations Services Summary
- 20 Population and Geographic Data
- 22 Arrests by Charge and Gender - Adults
- 23 Arrests by Charge and Gender - Juveniles
- 24 Adult Arrests by Charge and Disposition - Felony
- 25 Adult Arrests by Charge and Disposition - Misdemeanor/Noncriminal
- 26 Juvenile Arrests by Charge, Sex, and Disposition
- 27 Male Adult Arrests by Age
- 29 Female Adults Arrests by Age
- 31 Male Juvenile Arrests by Age
- 32 Female Juvenile Arrests by Age
- 33 Domestic Violence

## 35 North Patrol Division

- 36 Patrol Area Map
- 37 Synopsis
- 38 Incident and Arrest Summary
- 39 Part I Actual Offenses Cleared
- 40 Male Adult Arrests by Age
- 42 Male Juvenile Arrests by Age
- 43 Female Adult Arrests by Age
- 45 Female Juvenile Arrests by Age

## 46 Lancaster Sheriff's Station

- 46 Patrol Area Map
- 47 Synopsis
- 48 Incident and Arrest Summary
- 49 Part I Actual Offenses Cleared
- 50 Comparison of Incidents by City/Area
- 51 Comparison of Arrests by City/Area
- 52 Comparison of Adult Arrests by City/Area
- 53 Comparison of Juvenile Arrests by City/Area
- 54 Male Adult Arrests by Age
- 56 Male Juvenile Arrests by Age
- 57 Female Adult Arrests by Age
- 59 Female Juvenile Arrests by Age
- 60 Unincorporated Area Incident and Arrest Summary
- 61 City of Lancaster Incident and Arrest Summary
- 62 Other Incident and Arrest Summary

### **63 Malibu/Lost Hills Sheriff's Station**

63	Patrol Area Map	
64	Synopsis	
65	Incident and Arrest Summary	
66	Part I Actual Offenses Cleared	
67	Comparison of Incidents by City/Area	
68	Comparison of Arrests by City/Area	
69	Comparison of Adult Arrests by City/Area	
70	Comparison of Juvenile Arrests by City/Area	
71	Male Adult Arrests by Age	
73	Male Juvenile Arrests by Age	
74	Female Adult Arrests by Age	
76	Female Juvenile Arrests by Age	
77	Unincorporated Area	Incident and Arrest Summary
78	City of Agoura Hills	Incident and Arrest Summary
79	City of Calabasas	Incident and Arrest Summary
80	City of Hidden Hills	Incident and Arrest Summary
81	City of Malibu	Incident and Arrest Summary
82	City of Westlake Village	Incident and Arrest Summary
83	Other	Incident and Arrest Summary

### **84 Palmdale Sheriff's Station**

84	Patrol Area Map	
85	Synopsis	
86	Incident and Arrest Summary	
87	Part I Actual Offenses Cleared	
88	Comparison of Incidents by City/Area	
89	Comparison of Arrests by City/Area	
90	Comparison of Adult Arrests by City/Area	
91	Comparison of Juvenile Arrests by City/Area	
92	Male Adult Arrests by Age	
94	Male Juvenile Arrests by Age	
95	Female Adult Arrests by Age	
97	Female Juvenile Arrests by Age	
98	Unincorporated Area	Incident and Arrest Summary
99	City of Palmdale	Incident and Arrest Summary
100	Other	Incident and Arrest Summary

### **101 Santa Clarita Valley Sheriff's Station**

101	Patrol Area Map	
102	Synopsis	
103	Incident and Arrest Summary	
104	Part I Actual Offenses Cleared	
105	Comparison of Incidents by City/Area	
106	Comparison of Arrests by City/Area	
107	Comparison of Adult Arrests by City/Area	
108	Comparison of Juvenile Arrests by City/Area	
109	Male Adult Arrests by Age	
111	Male Juvenile Arrests by Age	
112	Female Adult Arrests by Age	
114	Female Juvenile Arrests by Age	
115	Unincorporated Area	Incident and Arrest Summary
116	City of Santa Clarita	Incident and Arrest Summary
117	Other	Incident and Arrest Summary

### **118 West Hollywood Sheriff's Station**

118	Patrol Area Map	
119	Synopsis	
120	Incident and Arrest Summary	
121	Part I Actual Offenses Cleared	
122	Comparison of Incidents by City/Area	
123	Comparison of Arrests by City/Area	
124	Comparison of Adult Arrests by City/Area	
125	Comparison of Juvenile Arrests by City/Area	
126	Male Adult Arrests by Age	
128	Male Juvenile Arrests by Age	
129	Female Adult Arrests by Age	
131	Female Juvenile Arrests by Age	
132	Unincorporated Area	Incident and Arrest Summary
133	City of West Hollywood	Incident and Arrest Summary
134	Other	Incident and Arrest Summary

### **135 Central Patrol Division**

136	Patrol Area Map
137	Synopsis
138	Incident and Arrest Summary
139	Part I Actual Offenses Cleared
140	Male Adult Arrests by Age
142	Male Juvenile Arrests by Age
143	Female Adult Arrests by Age
145	Female Juvenile Arrests by Age

### **146 Avalon Sheriff's Station**

146	Patrol Area Map	
147	Synopsis	
148	Incident and Arrest Summary	
149	Part I Actual Offenses Cleared	
150	Comparison of Incidents by City/Area	
151	Comparison of Arrests by City/Area	
152	Comparison of Adult Arrests by City/Area	
153	Comparison of Juvenile Arrests by City/Area	
154	Male Adult Arrests by Age	
156	Male Juvenile Arrests by Age	
157	Female Adult Arrests by Age	
159	Female Juvenile Arrests by Age	
160	Unincorporated Area	Incident and Arrest Summary
161	City of Avalon	Incident and Arrest Summary
162	Other	Incident and Arrest Summary



**163 Century Sheriff's Station**

163	Patrol Area Map	
164	Synopsis	
165	Incident and Arrest Summary	
166	Part I Actual Offenses Cleared	
167	Comparison of Incidents by City/Area	
168	Comparison of Arrests by City/Area	
169	Comparison of Adult Arrests by City/Area	
170	Comparison of Juvenile Arrests by City/Area	
171	Male Adult Arrests by Age	
173	Male Juvenile Arrests by Age	
174	Female Adult Arrests by Age	
176	Female Juvenile Arrests by Age	
177	Unincorporated Area	Incident and Arrest Summary
178	City of Lynwood	Incident and Arrest Summary
179	Other	Incident and Arrest Summary

**180 Compton Sheriff's Station**

180	Patrol Area Map	
181	Synopsis	
182	Incident and Arrest Summary	
183	Part I Actual Offenses Cleared	
184	Comparison of Incidents by City/Area	
185	Comparison of Arrests by City/Area	
186	Comparison of Adult Arrests by City/Area	
187	Comparison of Juvenile Arrests by City/Area	
188	Male Adult Arrests by Age	
190	Male Juvenile Arrests by Age	
191	Female Adult Arrests by Age	
193	Female Juvenile Arrests by Age	
194	Unincorporated Area	Incident and Arrest Summary
195	City of Compton	Incident and Arrest Summary
196	Other	Incident and Arrest Summary

**197 East Los Angeles Sheriff's Station**

197	Patrol Area Map	
198	Synopsis	
199	Incident and Arrest Summary	
200	Part I Actual Offenses Cleared	
201	Comparison of Incidents by City/Area	
202	Comparison of Arrests by City/Area	
203	Comparison of Adult Arrests by City/Area	
204	Comparison of Juvenile Arrests by City/Area	
205	Male Adult Arrests by Age	
207	Male Juvenile Arrests by Age	
208	Female Adult Arrests by Age	
210	Female Juvenile Arrests by Age	
211	Unincorporated Area	Incident and Arrest Summary
212	City of Commerce	Incident and Arrest Summary
213	City of Cudahy	Incident and Arrest Summary
214	City of Maywood	Incident and Arrest Summary
215	Other	Incident and Arrest Summary

**216 Marina del Rey Sheriff's Station**

216	Patrol Area Map	
217	Synopsis	
218	Incident and Arrest Summary	
219	Part I Actual Offenses Cleared	
220	Comparison of Incidents by City/Area	
221	Comparison of Arrests by City/Area	
222	Comparison of Adult Arrests by City/Area	
223	Comparison of Juvenile Arrests by City/Area	
224	Male Adult Arrests by Age	
226	Male Juvenile Arrests by Age	
227	Female Adult Arrests by Age	
229	Female Juvenile Arrests by Age	
230	Unincorporated Area	Incident and Arrest Summary
231	Other	Incident and Arrest Summary

**232 South Los Angeles Sheriff's Station**

232	Patrol Area Map	
233	Synopsis	
234	Incident and Arrest Summary	
235	Part I Actual Offenses Cleared	
236	Comparison of Incidents by City/Area	
237	Comparison of Arrests by City/Area	
238	Comparison of Adult Arrests by City/Area	
239	Comparison of Juvenile Arrests by City/Area	
240	Male Adult Arrests by Age	
242	Male Juvenile Arrests by Age	
243	Female Adult Arrests by Age	
245	Female Juvenile Arrests by Age	
246	Unincorporated Area	Incident and Arrest Summary
247	City of Lawndale	Incident and Arrest Summary
248	Other	Incident and Arrest Summary

**249 South Patrol Division**

250	Patrol Area Map	
251	Synopsis	
252	Incident and Arrest Summary	
253	Part I Actual Offenses Cleared	
254	Male Adult Arrests by Age	
256	Male Juvenile Arrests by Age	
257	Female Adult Arrests by Age	
259	Female Juvenile Arrests by Age	

**260 Carson Sheriff's Station**

260	Patrol Area Map	
261	Synopsis	
262	Incident and Arrest Summary	
263	Part I Actual Offenses Cleared	
264	Comparison of Incidents by City/Area	
265	Comparison of Arrests by City/Area	
266	Comparison of Adult Arrests by City/Area	
267	Comparison of Juvenile Arrests by City/Area	
268	Male Adult Arrests by Age	
270	Male Juvenile Arrests by Age	
271	Female Adult Arrests by Age	
273	Female Juvenile Arrests by Age	
274	Unincorporated Area	Incident and Arrest Summary
275	City of Carson	Incident and Arrest Summary
276	Other	Incident and Arrest Summary

**277 Cerritos Sheriff's Station**

277	Patrol Area Map	
278	Synopsis	
279	Incident and Arrest Summary	
280	Part I Actual Offenses Cleared	
281	Comparison of Incidents by City/Area	
282	Comparison of Arrests by City/Area	
283	Comparison of Adult Arrests by City/Area	
284	Comparison of Juvenile Arrests by City/Area	
285	Male Adult Arrests by Age	
287	Male Juvenile Arrests by Age	
288	Female Adult Arrests by Age	
290	Female Juvenile Arrests by Age	
291	City of Cerritos	Incident and Arrest Summary
292	Other	Incident and Arrest Summary

**293 Lakewood Sheriff's Station**

293	Patrol Area Map	
294	Synopsis	
295	Incident and Arrest Summary	
296	Part I Actual Offenses Cleared	
297	Comparison of Incidents by City/Area	
298	Comparison of Arrests by City/Area	
299	Comparison of Adult Arrests by City/Area	
300	Comparison of Juvenile Arrests by City/Area	
301	Male Adult Arrests by Age	
303	Male Juvenile Arrests by Age	
304	Female Adult Arrests by Age	
306	Female Juvenile Arrests by Age	
307	Unincorporated Area	Incident and Arrest Summary
308	City of Artesia	Incident and Arrest Summary
309	City of Bellflower	Incident and Arrest Summary
310	City of Hawaiian Gardens	Incident and Arrest Summary
311	City of Lakewood	Incident and Arrest Summary
312	City of Paramount	Incident and Arrest Summary
313	Other	Incident and Arrest Summary

### **314 Lomita Sheriff's Station**

314	Patrol Area Map	
315	Synopsis	
316	Incident and Arrest Summary	
317	Part I Actual Offenses Cleared	
318	Comparison of Incidents by City/Area	
319	Comparison of Arrests by City/Area	
320	Comparison of Adult Arrests by City/Area	
321	Comparison of Juvenile Arrests by City/Area	
322	Male Adult Arrests by Age	
324	Male Juvenile Arrests by Age	
325	Female Adult Arrests by Age	
327	Female Juvenile Arrests by Age	
328	Unincorporated Area	Incident and Arrest Summary
329	City of Lomita	Incident and Arrest Summary
330	City of Rolling Hills	Incident and Arrest Summary
331	City of Rolling Hills Estates	Incident and Arrest Summary
332	City of Rancho Palos Verdes	Incident and Arrest Summary
333	Other	Incident and Arrest Summary

### **334 Norwalk Sheriff's Station**

334	Patrol Area Map	
335	Synopsis	
336	Incident and Arrest Summary	
337	Part I Actual Offenses Cleared	
338	Comparison of Incidents by City/Area	
339	Comparison of Arrests by City/Area	
340	Comparison of Adult Arrests by City/Area	
341	Comparison of Juvenile Arrests by City/Area	
342	Male Adult Arrests by Age	
344	Male Juvenile Arrests by Age	
355	Female Adult Arrests by Age	
347	Female Juvenile Arrests by Age	
348	Unincorporated Area	Incident and Arrest Summary
349	City of La Mirada	Incident and Arrest Summary
350	City of Norwalk	Incident and Arrest Summary
351	Other	Incident and Arrest Summary

### **352 Pico Rivera Sheriff's Station**

352	Patrol Area Map	
353	Synopsis	
354	Incident and Arrest Summary	
355	Part I Actual Offenses Cleared	
356	Comparison of Incidents by City/Area	
357	Comparison of Arrests by City/Area	
358	Comparison of Adult Arrests by City/Area	
359	Comparison of Juvenile Arrests by City/Area	
360	Male Adult Arrests by Age	
362	Male Juvenile Arrests by Age	
363	Female Adult Arrests by Age	
365	Female Juvenile Arrests by Age	
366	Unincorporated Area	Incident and Arrest Summary
367	City of Pico Rivera	Incident and Arrest Summary
368	Other	Incident and Arrest Summary

### **369 East Patrol Division**

- 370 Patrol Area Map
- 371 Synopsis
- 372 Incident and Arrest Summary
- 373 Part I Actual Offenses Cleared
- 374 Male Adult Arrests by Age
- 376 Male Juvenile Arrests by Age
- 377 Female Adult Arrests by Age
- 379 Female Juvenile Arrests by Age

### **380 Altadena Sheriff's Station**

- 380 Patrol Area Map
- 381 Synopsis
- 382 Incident and Arrest Summary
- 383 Part I Actual Offenses Cleared
- 384 Comparison of Incidents by City/Area
- 385 Comparison of Arrests by City/Area
- 386 Comparison of Adult Arrests by City/Area
- 387 Comparison of Juvenile Arrests by City/Area
- 388 Male Adult Arrests by Age
- 390 Male Juvenile Arrests by Age
- 391 Female Adult Arrests by Age
- 393 Female Juvenile Arrests by Age
- 394 Unincorporated Area
- 395 Other

Incident and Arrest Summary  
Incident and Arrest Summary

### **396 Crescenta Valley Sheriff's Station**

- 396 Patrol Area Map
- 397 Synopsis
- 398 Incident and Arrest Summary
- 399 Part I Actual Offenses Cleared
- 400 Comparison of Incidents by City/Area
- 401 Comparison of Arrests by City/Area
- 402 Comparison of Adult Arrests by City/Area
- 403 Comparison of Juvenile Arrests by City/Area
- 404 Male Adult Arrests by Age
- 406 Male Juvenile Arrests by Age
- 407 Female Adult Arrests by Age
- 409 Female Juvenile Arrests by Age
- 410 Unincorporated Area
- 411 City of Lacanada/Flintridge
- 412 Other

Incident and Arrest Summary  
Incident and Arrest Summary  
Incident and Arrest Summary

#### **413 Industry Sheriff's Station**

413	Patrol Area Map	
414	Synopsis	
415	Incident and Arrest Summary	
416	Part I Actual Offenses Cleared	
417	Comparison of Incidents by City/Area	
418	Comparison of Arrests by City/Area	
419	Comparison of Adult Arrests by City/Area	
420	Comparison of Juvenile Arrests by City/Area	
421	Male Adult Arrests by Age	
423	Male Juvenile Arrests by Age	
424	Female Adult Arrests by Age	
426	Female Juvenile Arrests by Age	
427	Unincorporated Area	Incident and Arrest Summary
428	City of Industry	Incident and Arrest Summary
429	City of La Habra Heights	Incident and Arrest Summary
430	City of La Puente	Incident and Arrest Summary
431	Other	Incident and Arrest Summary

#### **432 San Dimas Sheriff's Station**

432	Patrol Area Map	
433	Synopsis	
434	Incident and Arrest Summary	
435	Part I Actual Offenses Cleared	
436	Comparison of Incidents by City/Area	
437	Comparison of Arrests by City/Area	
438	Comparison of Adult Arrests by City/Area	
439	Comparison of Juvenile Arrests by City/Area	
440	Male Adult Arrests by Age	
442	Male Juvenile Arrests by Age	
443	Female Adult Arrests by Age	
445	Female Juvenile Arrests by Age	
446	Unincorporated Area	Incident and Arrest Summary
447	City of San Dimas	Incident and Arrest Summary
448	Other	Incident and Arrest Summary

#### **449 Temple Sheriff's Station**

449	Patrol Area Map	
450	Synopsis	
451	Incident and Arrest Summary	
452	Part I Actual Offenses Cleared	
453	Comparison of Incidents by City/Area	
454	Comparison of Arrests by City/Area	
455	Comparison of Adult Arrests by City/Area	
456	Comparison of Juvenile Arrests by City/Area	
457	Male Adult Arrests by Age	
459	Male Juvenile Arrests by Age	
460	Female Adult Arrests by Age	
462	Female Juvenile Arrests by Age	
463	Unincorporated Area	Incident and Arrest Summary
464	City of Bradbury	Incident and Arrest Summary
465	City of Duarte	Incident and Arrest Summary
466	City of Rosemead	Incident and Arrest Summary
467	City of South El Monte	Incident and Arrest Summary
468	City of Temple City	Incident and Arrest Summary
469	Other	Incident and Arrest Summary



**470 Walnut/Diamond Bar Sheriff's Station**

470	Patrol Area Map	
471	Synopsis	
472	Incident and Arrest Summary	
473	Part I Actual Offenses Cleared	
474	Comparison of Incidents by City/Area	
475	Comparison of Arrests by City/Area	
476	Comparison of Adult Arrests by City/Area	
477	Comparison of Juvenile Arrests by City/Area	
478	Male Adult Arrests by Age	
480	Male Juvenile Arrests by Age	
481	Female Adult Arrests by Age	
483	Female Juvenile Arrests by Age	
484	Unincorporated Area	Incident and Arrest Summary
485	City of Diamond Bar	Incident and Arrest Summary
486	City of Walnut	Incident and Arrest Summary
487	Other	Incident and Arrest Summary

**489 Countywide Services Division**

490	Patrol Area Map	Community College Bureau
491	Patrol Area Map	County Services Bureau
492	Patrol Area Map	Parks Bureau
493	Incident and Arrest Summary	

**494 Community College Bureau**

494	Patrol Area Map	
495	Synopsis	
496	Incident and Arrest Summary	
497	Comparison of Incidents by College	
499	Comparison of Arrests by College	
501	Comparison of Adult Arrests by College	
503	Comparison of Juvenile Arrests by College	
505	Male Adult Arrests by Age	
507	Male Juvenile Arrests by Age	
508	Female Adult Arrests by Age	
510	Female Juvenile Arrests by Age	

**511 Countywide Services Bureau**

511	Patrol Area Map	
512	Incident and Arrest Summary	

**513 Parks Bureau**

513	Patrol Area Map	
514	Incident and Arrest Summary	

## **515 Special Operations Division**

### **Special Operations Division**

516	Patrol Area Map	
517	Synopsis	
518	Incident and Arrest Summary	
519	Part I Actual Offenses Cleared	
520	Comparison of Incidents by Line	
521	Comparison of Arrests by Line	
522	Comparison of Adult Arrests by Line	
523	Comparison of Juvenile Arrests by Line	
524	Male Adult Arrests by Age	
526	Male Juvenile Arrests by Age	
527	Female Adult Arrests by Age	
529	Female Juvenile Arrests by Age	
530	Transit Services Bureau	Incident and Arrest Summary
531	Metrolink Bureau	Incident and Arrest Summary

## **533 Miscellaneous**

534	Incident and Arrest Summary	
535	Male Adult Arrests by Age	
537	Male Juvenile Arrests by Age	
538	Female Adult Arrests by Age	
540	Female Juvenile Arrests by Age	





# INTRODUCTION





# *Los Angeles County* **Sheriff's Department**

## CORE VALUES

LEAD WITH COMPASSION,  
SERVE WITH HUMILITY  
AND COURAGEOUSLY  
SEEK JUSTICE FOR ALL.

## OUR MISSION STATEMENT

THE MISSION OF THE  
LOS ANGELES COUNTY SHERIFF'S DEPARTMENT  
IS TO PARTNER WITH THE COMMUNITY  
TO PROACTIVELY PREVENT CRIME,  
ENFORCE THE LAW FAIRLY AND  
ENHANCE THE PUBLIC'S TRUST THROUGH  
TRANSPARENCY AND ACCOUNTABILITY.

## OUR CREED

MY GOALS ARE SIMPLE,  
I WILL ALWAYS BE PAINFULLY HONEST,  
WORK AS HARD AS I CAN,  
LEARN AS MUCH AS I CAN AND  
HOPEFULLY MAKE A DIFFERENCE  
IN PEOPLE'S LIVES.

DEPUTY DAVID W. MARCH EOW APRIL 29, 2002



# LOS ANGELES COUNTY SHERIFF'S DEPARTMENT

## STATISTICAL INTRODUCTION

The Crime and Arrest Statistics Summary is issued by the Los Angeles County Sheriff's Department. This publication is a summary of reported crimes, arrests, and the calls for service occurring within the Department's jurisdiction. The information in this publication may vary from previously published figures. This is due to the continual updating of the records in the various automated data sources and efforts to present the most current data.

### CRIME RATES

**CRIME RATES IN THIS SUMMARY ARE BASED ON A POPULATION OF 10,000 RATHER THAN 100,000 AS IN THE STATE OF CALIFORNIA AND FEDERAL BUREAU OF INVESTIGATION REPORTS. THIS MAKES THE RATES MORE SIGNIFICANT IN VIEW OF THE POPULATION DISTRIBUTION IN THE VARIOUS STATION AND CONTRACT CITY AREAS.**

**THE CRIME RATE IS CALCULATED AS FOLLOWS:**

$$\frac{\text{NUMBER OF CRIMES IN AREA}}{\text{POPULATION IN AREA}} \times 10,000 = \text{CRIME RATE}$$

### COMPARISONS

Factors contributing to crime are numerous and vary from place to place. Readers are cautioned against drawing conclusions from direct comparisons of crime figures between individual communities of similar populations and size. In the Los Angeles County Sheriff's Department's jurisdiction, a population in excess of 2.9 million people, several factors affect the rate of crime.

The factors include:

- Crime reporting practices of citizens
- Economic factors
- Demographics of the population, including age, sex, race, and ethnicity
- Population density and community characteristics: commercial, educational, recreational, and economic
- Public attitude toward crime and law enforcement
- Number of police employees per unit of population
- Policies of prosecuting officials and courts

In evaluating percentage changes, consideration must be given to the dates during which changes took place, as well as the actual number of crimes upon which the percentage is based.

### POPULATION

2019 Unincorporated area and contract city population figures were obtained from the 2010 Census by the Los Angeles County Office of Urban Research among various other sources. Prior Crime and Arrest Statistical Summary Publication population figures were based on projections provided by Clarita's Corporation for the unincorporated areas, and projections provided by the California Department of Finance for the contract cities. Due to the 2010 Census, current figures may significantly differ with previously published population projections.

## **AREA**

The square mileage of contract cities and unincorporated areas have been calculated by the Los Angeles County Office of Urban Research, using the County's Geographic Information System.

## **PART I OFFENSES**

The Part I Offenses are used by law enforcement agencies in the United States to reveal the extent and trend of criminal activity. Any significant change from the anticipated pattern of the figures alerts law enforcement administrators to possible problem areas. The Part I Offenses are Criminal Homicide, Rape, Robbery, Aggravated Assault, Burglary, Larceny Theft, Grand Theft Auto, and Arson.

The Sheriff's Department tabulates Part I Offenses by Uniform Crime Report standards and maintains statistical files with regard to violations, locations of occurrences, arrests by age and sex of the offenders, and by disposition of incidents (cases). Only the most serious classification is tabulated from reports with multiple classifications. For example, if a suspect is charged with burglary and vandalism, only the burglary (the most serious crime) is counted. However, if several persons together commit one crime, each person is counted in "Adults Arrested," but only one crime is counted in "Reported Incidents." Thus, statistics maintained by each of the stations or bureaus may differ from those recorded in this summary.

## **INCIDENT COUNTS**

Homicides, rapes, aggravated assaults, and non-aggravated assaults are classified as crimes against persons and are counted by the number of victims.

All other incidents are classified as crimes against property and are counted once for each occurrence.

Community College Bureau crime incidents are reported separately to the Department of Justice per the CLERY Act, and are not included in Region or Department totals.

County Services Bureau and Parks Bureau crime incidents and arrests are officially reported under the Sheriff's station in which they occur. County Services Bureau and Parks Bureau incidents occurring outside the jurisdiction of our Sheriff's stations are not included in Department totals. The pages in this publication for County Services Bureau and Parks Bureau are for informational purposes only.

## **MISCELLANEOUS UNITS**

This section contains crime and arrest activity for all specialized units not affiliated with patrol stations in Patrol Operations Divisions (i.e., Detective Division).

## **PERCENTAGE COMPARISONS**

Whenever the availability of data permits, percentage changes are indicated. These percentages reflect increases or decreases in the total number of incidents.

## **STOLEN AND RECOVERED PROPERTY**

The monetary value of property stolen and recovered reflects only Part I offenses, as in past publications.

**LOS ANGELES COUNTY SHERIFF'S DEPARTMENT**  
**2019 CHANGES AFFECTING LASD STATISTICS**

<b>Effective Date</b>	<b>Change or Modification</b>	<b>Reason for Change or Modification</b>
1/1/19	Expire charges under Penal Code Section 288a, and activate charges under Penal Code Section 287.	Senate Bill 1494, Section 49, renumbered charges under Penal Code Section 288a to Penal Code Section 287.
1/24/19	Add Radio Code 415A - ATV or Off-Road Motorcycle/Vehicle.	To dispatch/initiate Calls for Service involving disturbances of all-terrain vehicles or off-road motorcycles/vehicles.
3/4/19	Add new County Service Bureau Reporting Districts 8669 and 8828. Change Patrol Area for Reporting District 8695 from 05 to 02.	Assign Reporting Districts to locations patrolled by County Services Bureau. Update the Patrol Area for Full Service Partnership, Department of Mental Health.
3/31/19	Update Department systems/applications to accept the 'X' value under gender classification for persons that request to be identified as nonbinary.	Senate Bill 179 allows a person to identify as male, female, or nonbinary on all state issued identification documents.
5/1/19	Expire/Deactivate Report Districts 1101 and 1147.	Update Reporting District data tables.
7/17/19	Rename Human Trafficking Bureau to Human Trafficking Task Force.	Human Trafficking Bureau was moved under the command of Special Victims Bureau due to a Department reorganization.
9/3/19	Reassign Reporting Districts 4153, East Los Angeles Superior Court, and 4126, Mental Health Court Department 95.	Department reorganization.
9/20/19	Assign Reporting District 0656, Castaic High School, located at 31575 Valley Creek Road, Castaic, CA, 91384.	New patrol responsibility at Castaic High School.
10/31/19	Assign Statistical Codes and Participant Disposition Code for the Juvenile Diversion Program.	To comply with Senate Bill 439 and to report efforts to the Los Angeles County Board of Supervisors.
11/6/19	Update Patrol Area for Reporting District 8656 from 14 to 19.	Update Patrol Area for the North Hollywood Health Clinic.
11/20/19	Add new Metrolink Bureau Reporting Districts 6236, Patrol Area 18, and 6164, Patrol Area 11.	New patrol responsibility at Metrolink Stations in San Bernardino Downtown and Burbank Airport.
12/10/19	Expire/Deactivate ORI CA0190039 and associated Reporting Districts and Law Enforcement Agency (LEA) codes.	Criminal Intelligence Bureau, ORI CA0190039, was disbanded due to a Department reorganization.

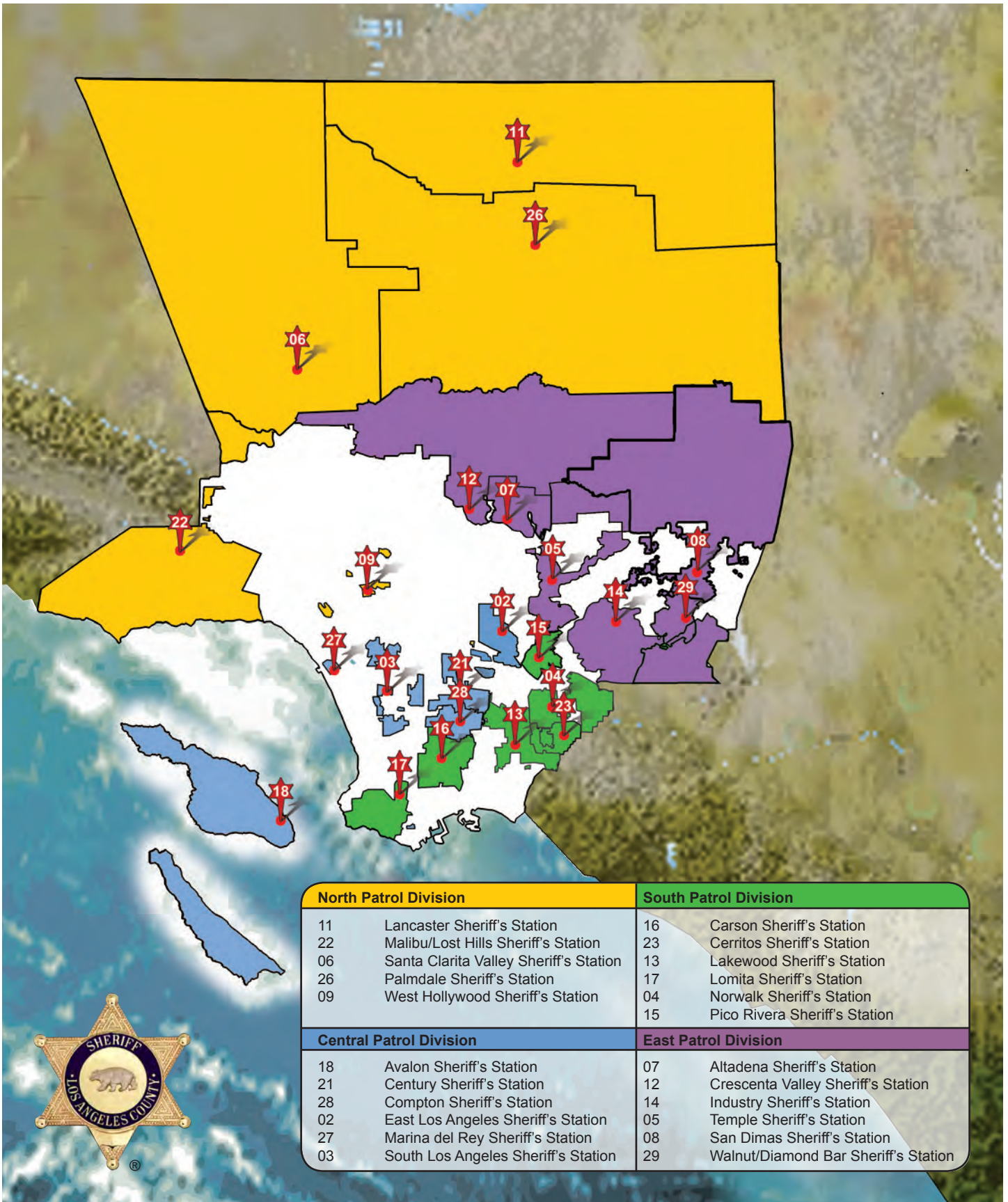


# DEPARTMENT OVERVIEW






**LOS ANGELES COUNTY SHERIFF'S DEPARTMENT  
2019 DEPARTMENT  
LASD PATROL DIVISIONS - PATROL AREA MAP**





**LOS ANGELES COUNTY SHERIFF'S DEPARTMENT  
2019 DEPARTMENT  
LASD ORGANIZATIONAL CHART\***



\* Effective: December 29, 2019.

**LOS ANGELES COUNTY SHERIFF'S DEPARTMENT  
2019 DEPARTMENT  
BUDGET FOR FISCAL YEAR 2018-2019**

	<b>Final Adopted Fiscal Year 2018-2019</b>	<b>Final Adopted Fiscal Year 2017-2018</b>	<b>Percent Change (%)</b>
Salaries and Employee Benefits	\$2,829,130,000	\$2,703,468,000	5
Services and Supplies	\$422,788,000	\$406,240,000	4
Other Charges	\$57,103,000	\$56,741,000	1
Capital Assets - Equipment	\$37,105,000	\$38,466,000	-4
Other Financing Uses	\$0	\$31,000	-100
<hr/>			
Gross Total	\$3,346,126,000	\$3,204,946,000	4
<hr/>			
Less Intrafund Transfers	\$103,852,000	\$87,668,000	19
<hr/>			
Net Total	\$3,242,274,000	\$3,117,278,000	4
<hr/>			
Revenue	\$1,639,144,000	\$1,596,526,000	3
<hr/>			
Net County Cost	\$1,603,130,000	\$1,520,752,000	5

**LOS ANGELES COUNTY SHERIFF'S DEPARTMENT**  
**2019 DEPARTMENT**  
**BUDGET POSITIONS\* FOR FISCAL YEAR 2019-2020**

Total Authorized	Fiscal Year 2019-2020	Fiscal Year 2018-2019	Percent Change (%)
<b>Rank</b>			
Sheriff	1	1	0
Undersheriff	1	1	0
Assistant Sheriff	4	3	33
Assistant Sheriff - Administration	N/A**	1	N/A
Division Chief	12	12	0
Area Commander	30	29	3.5
Captain	75	73	2.7
Lieutenant	418	412	1.5
Sergeant	1,508	1,496	0.8
Deputy Sheriff (Bonus II, I and Generalist)	8,834	8,761	0.8
<b>Total Sworn</b>	<b>10,883</b>	<b>10,789</b>	<b>0.9</b>
<b>Deputy Sheriff Trainee</b>	<b>175</b>	<b>175</b>	<b>0</b>
<b>Custody Assistant</b>	<b>1,430</b>	<b>1,407</b>	<b>1.6</b>
<b>Professional Staff</b>	<b>5,812</b>	<b>5,792</b>	<b>0.4</b>
<b>Total Professional Staff</b>	<b>7,417</b>	<b>7,374</b>	<b>0.6</b>
<b>Total Department</b>	<b>18,300</b>	<b>18,163</b>	<b>0.8</b>

\* Includes all Department Budgeted Positions for Fiscal Year July 2019-June 2020, reported by Administrative Services Division,

\*\* Not Available



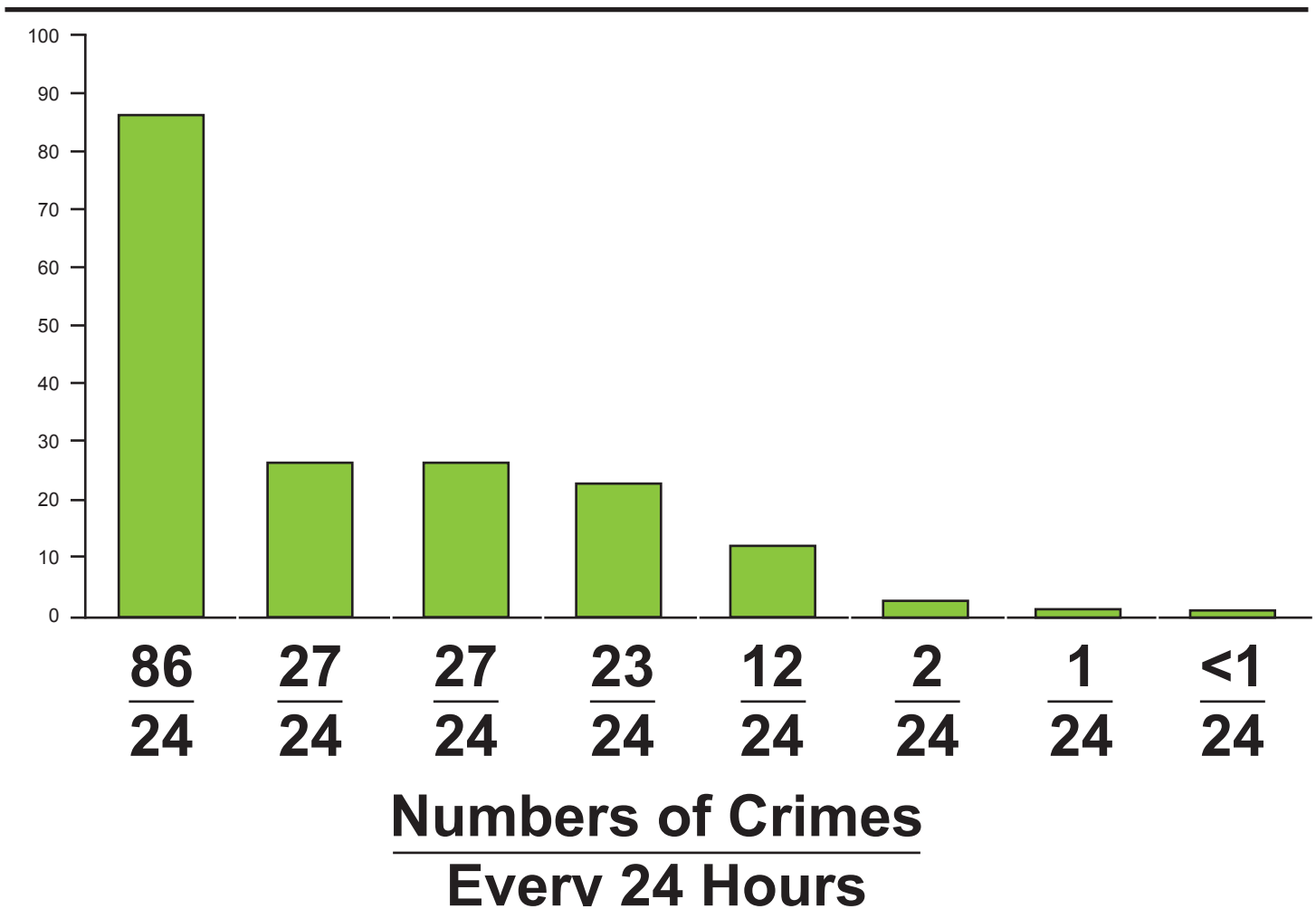
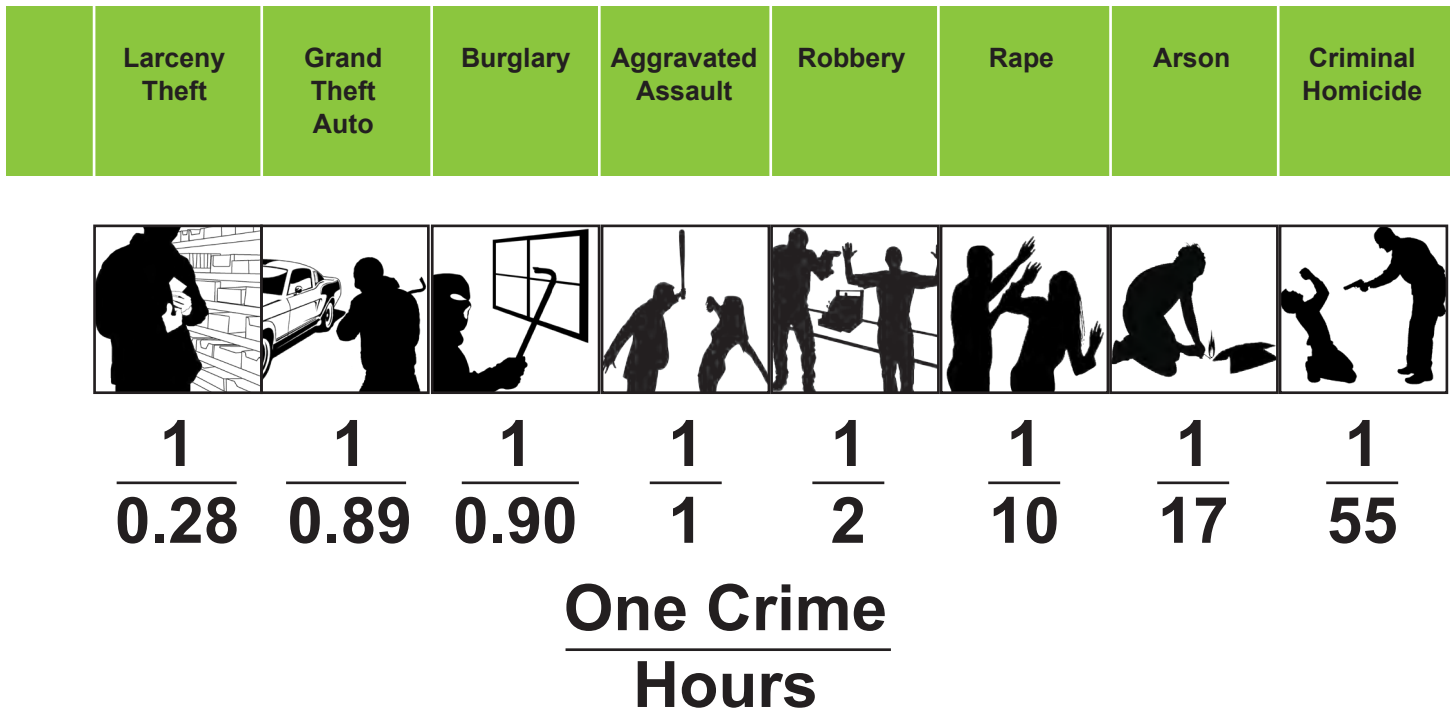
**LOS ANGELES COUNTY SHERIFF'S DEPARTMENT**  
**2019 DEPARTMENT**  
**PERSONNEL STRENGTH**

Rank	Total	Gender		Ethnicity							
		Male	Female	White	Black	Hispanic	American Indian	Asian	Filipino	Native Hawaiian or Other Pacific Islander	2 or More
Sheriff	1	1				1					
Undersheriff	1	1						1			
Assistant Sheriff	3	2	1	2		1					
Division Chief	10	9	1	6	2	2					
Commander	31	25	6	21	3	4	1	1			1
Captain	74	57	17	37	8	24		3	1		1
Lieutenant	371	310	61	184	40	116	1	22	5		3
Sergeant	1,171	970	201	531	128	423	4	57	22	2	4
Deputy	7,992	6,546	1,446	2,452	584	4,291	25	440	152	6	42
<b>Total Sworn</b>	<b>9,654</b>	<b>7,921</b>	<b>1,733</b>	<b>3,233</b>	<b>765</b>	<b>4,862</b>	<b>31</b>	<b>524</b>	<b>180</b>	<b>8</b>	<b>51</b>
<b>Percentage (%)</b>		<b>82.04</b>	<b>17.95</b>	<b>33.49</b>	<b>7.92</b>	<b>50.36</b>	<b>0.32</b>	<b>5.43</b>	<b>1.87</b>	<b>0.08</b>	<b>0.53</b>
<b>Deputy Sheriff Trainee</b>	<b>473</b>	<b>374</b>	<b>99</b>	<b>86</b>	<b>18</b>	<b>299</b>	<b>1</b>	<b>31</b>	<b>5</b>	<b>2</b>	<b>31</b>
<b>Professional Staff*</b>	<b>6,366</b>	<b>2,657</b>	<b>3,709</b>	<b>1,169</b>	<b>1,092</b>	<b>2,856</b>	<b>13</b>	<b>825</b>	<b>376</b>	<b>1</b>	<b>34</b>
<b>Total Professional Staff</b>	<b>6,839</b>	<b>3,031</b>	<b>3,808</b>	<b>1,255</b>	<b>1,100</b>	<b>3,155</b>	<b>14</b>	<b>856</b>	<b>381</b>	<b>3</b>	<b>65</b>
<b>Percentage (%)</b>		<b>44.32</b>	<b>55.68</b>	<b>18.35</b>	<b>16.08</b>	<b>46.13</b>	<b>0.20</b>	<b>12.52</b>	<b>5.57</b>	<b>0.04</b>	<b>0.95</b>
<b>Total Personnel</b>	<b>16,493</b>	<b>10,952</b>	<b>5,541</b>	<b>4,488</b>	<b>1,875</b>	<b>8,017</b>	<b>45</b>	<b>1,380</b>	<b>561</b>	<b>11</b>	<b>116</b>
<b>Percentage (%)</b>		<b>66.40</b>	<b>33.60</b>	<b>27.21</b>	<b>11.37</b>	<b>48.61</b>	<b>0.27</b>	<b>8.37</b>	<b>3.40</b>	<b>0.07</b>	<b>0.70</b>

\* Includes Custody Assistants.

The numbers are actual and the report does not include the 120-day employees, the Reservists Union Halls, student professional workers and student workers. Data Systems Bureau Report dated on 12/31/2019.

LOS ANGELES COUNTY SHERIFF'S DEPARTMENT  
2019 DEPARTMENT  
PART I CRIME CLOCK\*





**LOS ANGELES COUNTY SHERIFF'S DEPARTMENT**  
**2019 DEPARTMENT**  
**SYNOPSIS**

	Calendar Year 2019	Calendar Year 2019	Percent Change (%)	Crime Rate Per 10,000 Population	
				2018	2019

<b>TOTAL REPORTED INCIDENTS</b>	<b>314,758</b>	<b>316,742</b>	<b>1</b>		
---------------------------------	----------------	----------------	----------	--	--

<b>PART I CRIMES</b>	<b>69,632</b>	<b>65,269</b>	<b>-6</b>	<b>233.03</b>	<b>219.26</b>
Criminal Homicide	189	158	-16	0.63	0.53
Rape	889	909	2	2.98	3.05
Robbery	4,245	4,315	2	14.21	14.50
Aggravated Assault	8,740	8,440	-3	29.25	28.35
Burglary	11,399	9,733	-15	38.15	32.70
Larceny Theft	32,521	31,392	-3	108.84	105.45
Grand Theft Auto	11,141	9,817	-12	37.28	32.98
Arson	508	505	-1	1.70	1.70

<b>PART II CRIMES</b>	<b>98,494</b>	<b>104,115</b>	<b>6</b>	<b>329.61</b>	<b>349.75</b>
-----------------------	---------------	----------------	----------	---------------	---------------

<b>NONCRIMINAL INCIDENTS</b>	<b>146,632</b>	<b>147,358</b>	<b>0</b>		
------------------------------	----------------	----------------	----------	--	--

<b>TOTAL ARRESTS</b>	<b>98,767</b>	<b>112,703</b>	<b>14</b>		
Adult Arrests	96,169	109,776	14		
Juvenile Arrests	2,598	2,927	13		

**PART I CRIMES STOLEN AND  
RECOVERED PROPERTY  
AMOUNT**

Stolen Property*	\$-85,320,482	\$210,674,163	-347		
Recovered Property	\$79,775,851	\$77,095,757	-3		
Percent Recovered (%)	-94	37			

	Area in Square Miles 2019	Population 2019	Crime Rate Per 10,000 Population Part I Crimes		Percent Change (%)
			2018	2019	
<b>TOTAL AREA</b>	<b>3,158.92</b>	<b>2,976,829</b>	<b>233.03</b>	<b>219.26</b>	<b>-6</b>
Unincorporated	2,623.30	1,052,047	196.90	187.71	-5
Contract Cities	535.62	1,924,781	252.67	236.50	-6

\*Refer to Lomita Sheriff's Station about a case reported in 2018 with \$299,000,000 of stolen property which was determined to be unfounded in 2019.

**LOS ANGELES COUNTY SHERIFF'S DEPARTMENT**  
**2019 DEPARTMENT**  
**INCIDENT AND ARREST SUMMARY**

	Reported Incidents	Adults Arrested	Juveniles Arrested	Total Arrested
<b>PART I CRIMES</b>				
Criminal Homicide	158	105	8	113
Forcible Rape	909	125	3	128
Robbery	4,315	1,210	268	1,478
Aggravated Assault	8,440	5,457	265	5,722
Burglary	9,733	1,277	148	1,425
Larceny Theft	31,392	2,861	192	3,053
Grand Theft Auto	9,817	1,943	155	2,098
Arson	505	95	7	102
<b>SUBTOTAL</b>	<b>65,269</b>	<b>13,073</b>	<b>1,046</b>	<b>14,119</b>
<b>PART II CRIMES</b>				
Forgery	1,721	219	6	225
Fraud and NSF Checks	6,818	639	10	649
Sex Offense, Felony	1,619	496	24	520
Sex Offense, Misdemeanor	1,774	919	17	936
Non-aggravated Assault	17,197	3,682	421	4,103
Weapon	4,283	3,580	241	3,821
Offense Against Family	1,535	877	4	881
Narcotic	18,035	22,797	139	22,936
Liquor/Tobacco	1,388	237	12	249
Drunk - Alcohol/Drug	1,900	1,880	14	1,894
Disorderly Conduct	559	334	142	476
Vagrancy/Quality of Life	301	186	0	186
Gambling	27	48	3	51
Drunk Driving - Vehicle/Boat	2,342	4,777	7	4,784
Vehicle/Boating	20,149	9,981	129	10,110
Vandalism	10,150	1,136	174	1,310
Warrant	691	35,085	171	35,256
Receiving Stolen Property	211	417	7	424
Federal Offense Without Money	9	49	1	50
Federal Offense With Money	522	2	0	2
Felony, Miscellaneous	2,793	2,379	167	2,546
Misdemeanor, Miscellaneous	10,091	6,857	161	7,018
<b>SUBTOTAL</b>	<b>104,115</b>	<b>96,577</b>	<b>1,850</b>	<b>98,427</b>
<b>NONCRIMINAL INCIDENTS</b>				
Person Missing or Found	8,180	0	9	9
Juvenile, Noncriminal	7,904	1	13	14
Commitment	10	0	0	0
Miscellaneous, Noncriminal	104,317	125	9	134
Suicide and Attempt	893	0	0	0
Mentally Ill	6,868	0	0	0
Accident, Traffic - Vehicle/Boat	17,142	0	0	0
Accident, Miscellaneous	462	0	0	0
Person Dead	1,582	0	0	0
<b>SUBTOTAL</b>	<b>147,358</b>	<b>126</b>	<b>31</b>	<b>157</b>
<b>CALENDAR YEAR 2019</b>	<b>316,742</b>	<b>109,776</b>	<b>2,927</b>	<b>112,703</b>
<b>CALENDAR YEAR 2018</b>	<b>314,758</b>	<b>96,169</b>	<b>2,598</b>	<b>98,767</b>
<b>% CHANGE 2018 TO 2019</b>	<b>1</b>	<b>14</b>	<b>13</b>	<b>14</b>

**LOS ANGELES COUNTY SHERIFF'S DEPARTMENT**  
**2019 DEPARTMENT**  
**PART I ACTUAL OFFENSES\* CLEARED**

	Department Total	North Patrol Division	Central Patrol Division	South Patrol Division	East Patrol Division	Special Operations Division**	Misc. Units
<b>Criminal Homicide</b>	<b>145</b>	<b>30</b>	<b>71</b>	<b>27</b>	<b>17</b>	<b>0</b>	<b>0</b>
Number Cleared	59	17	23	12	7	0	0
Percent Cleared (%)	41	57	32	44	41	N/C	N/C
<b>Forcible Rape</b>	<b>881</b>	<b>322</b>	<b>199</b>	<b>201</b>	<b>144</b>	<b>7</b>	<b>8</b>
Number Cleared	677	244	155	181	88	4	5
Percent Cleared (%)	77	76	78	90	61	57	62
<b>Robbery</b>	<b>4,300</b>	<b>908</b>	<b>1,830</b>	<b>962</b>	<b>516</b>	<b>74</b>	<b>10</b>
Number Cleared	1,661	472	546	372	232	30	9
Percent Cleared (%)	39	52	30	39	45	41	90
<b>Aggravated Assault</b>	<b>8,408</b>	<b>1,817</b>	<b>2,953</b>	<b>1,724</b>	<b>981</b>	<b>72</b>	<b>861</b>
Number Cleared	5,989	1,365	1,827	1,216	760	55	766
Percent Cleared (%)	71	75	62	71	77	76	89
<b>Burglary</b>	<b>9,695</b>	<b>2,613</b>	<b>1,835</b>	<b>2,840</b>	<b>2,385</b>	<b>5</b>	<b>17</b>
Number Cleared	1,325	476	255	340	246	2	6
Percent Cleared (%)	14	18	14	12	10	40	35
<b>Larceny Theft</b>	<b>31,277</b>	<b>8,492</b>	<b>6,484</b>	<b>9,220</b>	<b>6,845</b>	<b>151</b>	<b>85</b>
Number Cleared	4,247	1,345	605	1,392	852	13	40
Percent Cleared (%)	14	16	9	15	12	9	47
<b>Grand Theft Auto</b>	<b>9,780</b>	<b>1,750</b>	<b>3,721</b>	<b>2,666</b>	<b>1,438</b>	<b>20</b>	<b>185</b>
Number Cleared	1,050	263	339	276	131	10	31
Percent Cleared (%)	11	15	9	10	9	50	17
<b>Arson</b>	<b>503</b>	<b>1146</b>	<b>192</b>	<b>98</b>	<b>63</b>	<b>1</b>	<b>3</b>
Number Cleared	126	43	38	18	24	0	3
Percent Cleared (%)	25	29	20	18	38	0	100
<b>TOTAL PART I OFFENSES</b>	<b>64,989</b>	<b>16,078</b>	<b>17,285</b>	<b>17,738</b>	<b>12,389</b>	<b>330</b>	<b>1,169</b>
Number Cleared	<b>15,134</b>	<b>4,225</b>	<b>3,788</b>	<b>3,807</b>	<b>2,340</b>	<b>114</b>	<b>860</b>
Percent Cleared (%)	<b>23</b>	<b>26</b>	<b>22</b>	<b>21</b>	<b>19</b>	<b>35</b>	<b>74</b>

\* Actual offenses (unfounded not included)

\*\* Special Operations Division includes only Transit Services Bureau's actual offenses.

County Services Bureau's actual offenses were counted at the Field Operations Regions level.

**LOS ANGELES COUNTY SHERIFF'S DEPARTMENT**  
**2019 DEPARTMENT**  
**FIELD OPERATIONS SERVICES SUMMARY**

	CALLS			OBSERVATIONS		
	2018	2019	Percent Change (%)	2018	2019	Percent Change (%)
<b>NORTH PATROL DIVISION</b>	<b>251,495</b>	<b>245,294</b>	<b>-2.5</b>	<b>295,099</b>	<b>280,260</b>	<b>-5.0</b>
Lancaster Sheriff's Station	83,196	81,763	-1.7	76,255	75,199	-1.4
Malibu/Lost Hills Sheriff's Station	27,505	26,505	-3.6	55,099	49,562	-10.0
Palmdale Sheriff's Station	66,130	63,683	-3.7	58,554	61,766	5.5
Santa Clarita Valley Sheriff's Station	49,705	49,367	-0.7	69,478	60,481	-12.9
West Hollywood Sheriff's Station	24,959	23,976	-3.9	35,713	33,252	-6.9
<b>CENTRAL PATROL DIVISION</b>	<b>208,049</b>	<b>202,598</b>	<b>-2.6</b>	<b>228,745</b>	<b>206,454</b>	<b>-9.7</b>
Avalon Sheriff's Station	1,840	1,680	-8.7	1,992	2,541	27.6
Century Sheriff's Station	55,947	56,651	1.3	56,167	52,976	-5.7
Compton Sheriff's Station	48,379	45,102	-6.8	49,001	43,505	-11.2
East Los Angeles Sheriff's Station	56,962	56,223	-1.3	75,650	62,581	-17.3
Marina del Rey Sheriff's Station	10,681	10,534	-1.4	19,801	17,472	-11.8
South Los Angeles Sheriff's Station	34,240	32,408	-5.4	26,134	27,379	4.8
<b>SOUTH PATROL DIVISION</b>	<b>252,512</b>	<b>245,228</b>	<b>-2.9</b>	<b>240,862</b>	<b>232,320</b>	<b>-3.5</b>
Carson Sheriff's Station	40,999	40,074	-2.3	37,405	37,540	0.4
Cerritos Sheriff's Station	17,961	17,080	-4.9	21,402	21,227	-0.8
Lakewood Sheriff's Station	84,669	83,765	-1.1	75,867	73,638	-2.9
Lomita Sheriff's Station	17,962	16,315	-9.2	25,305	25,180	-0.5
Norwalk Station	58,500	56,105	-4.1	51,154	45,341	-11.4
Pico Rivera Sheriff's Station	32,421	31,889	-1.6	29,729	29,394	-1.1
<b>EAST PATROL DIVISION</b>	<b>193,746</b>	<b>187,521</b>	<b>-3.2</b>	<b>208,215</b>	<b>214,289</b>	<b>2.9</b>
Altadena Sheriff's Station	16,165	14,740	-8.8	13,772	14,994	8.9
Crescenta Valley Sheriff's Station	9,910	10,023	1.1	21,856	22,985	5.2
Industry Sheriff's Station	52,680	51,745	-1.8	67,732	68,668	1.4
San Dimas Sheriff's Station	25,574	26,129	2.2	25,105	24,796	-1.2
Temple Sheriff's Station	59,366	56,179	-5.4	49,285	51,047	3.6
Walnut/Diamond Bar Sheriff's Station	30,051	28,705	-4.5	30,465	31,799	4.4
<b>COUNTYWIDE SERVICES DIVISION</b>	<b>32,874</b>	<b>36,525</b>	<b>11.1</b>	<b>134,316</b>	<b>131,513</b>	<b>-2.1</b>
Community College Bureau	69	51	-26.1	11,560	11,687	1.1
County Services Bureau	25,770	26,016	1.0	50,164	46,384	-7.5
Parks Bureau	5,606	5,363	-4.3	70,096	67,224	-4.1
Mental Evaluation Team	1,429	5,095	256.5	2,496	6,218	149.1
<b>SPECIAL OPERATIONS DIVISION</b>	<b>8,791</b>	<b>9,559</b>	<b>8.7</b>	<b>127,226</b>	<b>115,621</b>	<b>-9.1</b>
Special Operations Division	8,791	9,559	8.7	127,226	115,621	-9.1
<b>MISCELLANEOUS UNITS</b>	<b>166,218</b>	<b>164,284</b>	<b>-1.2</b>	<b>156,856</b>	<b>140,905</b>	<b>-10.2</b>
<b>DEPARTMENT TOTAL</b>	<b>1,113,685</b>	<b>1,091,009</b>	<b>-2.0</b>	<b>1,391,319</b>	<b>1,321,362</b>	<b>-5.0</b>

Numbers from RAPS\_410 Report  
Data for Mental Evaluation Team is only available for August through December 2019.

**LOS ANGELES COUNTY SHERIFF'S DEPARTMENT**  
**2019 DEPARTMENT**  
**POPULATION AND GEOGRAPHIC DATA**

	Area Population 2019*		Total Square Miles in Station Area
	Incorporated	Unincorporated	
<b>NORTH PATROL DIVISION</b>	<b>640,111</b>	<b>162,919</b>	<b>2,207.52</b>
Lancaster Sheriff's Station	161,904	32,106	600.69
Malibu/Lost Hills Sheriff's Station	67,257	23,000	178.87
Palmdale Sheriff's Station	158,257	45,189	775.44
Santa Clarita Valley Sheriff's Station	216,030	61,646	649.07
West Hollywood Sheriff's Station	36,663	978	3.45
<b>CENTRAL PATROL DIVISION</b>	<b>272,874</b>	<b>383,442</b>	<b>188.99</b>
Avalon Sheriff's Station	3,839	275	132.12
Century Sheriff's Station	71,326	120,771	12.99
Compton Sheriff's Station	98,740	22,374	12.69
East Los Angeles Sheriff's Station	65,538	124,794	16.32
Marina del Rey Sheriff's Station	N/A	28,529	6.32
South Los Angeles Sheriff's Station	33,431	86,700	8.53
<b>SOUTH PATROL DIVISION</b>	<b>685,579</b>	<b>132,992</b>	<b>116.71</b>
Carson Sheriff's Station	93,685	24,843	24.20
Cerritos Sheriff's Station	50,992	N/A	8.85
Lakewood Sheriff's Station	247,080	2,182	23.39
Lomita Sheriff's Station	73,446	4,059	22.87
Norwalk Sheriff's Station	156,427	70,232	24.03
Pico Rivera Sheriff's Station	63,950	31,677	13.36
<b>EAST PATROL DIVISION</b>	<b>326,216</b>	<b>372,693</b>	<b>645.70</b>
Altadena Sheriff's Station	N/A	45,805	25.65
Crescenta Valley Sheriff's Station	20,645	21,161	263.24
Industry Sheriff's Station	46,450	141,360	46.09
San Dimas Sheriff's Station	34,598	49,642	218.39
Temple Sheriff's Station	136,331	59,721	47.03
Walnut/Diamond Bar Sheriff's Station	88,192	55,005	45.29
<b>COUNTYWIDE SERVICES DIVISION</b>	<b>N/A</b>	<b>N/A</b>	<b>N/A</b>
Community College Bureau	N/A	N/A	N/A
County Services Bureau	N/A	N/A	N/A
Parks Bureau	N/A	N/A	N/A
<b>SPECIAL OPERATIONS DIVISION</b>	<b>N/A</b>	<b>N/A</b>	<b>N/A</b>
Transit Services Bureau	N/A	N/A	N/A
Metrolink Bureau	N/A	N/A	N/A
<b>MISCELLANEOUS UNITS</b>	<b>N/A</b>	<b>N/A</b>	<b>N/A</b>
<b>DEPARTMENT TOTAL</b>	<b>1,924,781</b>	<b>1,052,047</b>	<b>3,158.92</b>

\* Refer to Statistical Introduction for an explanation

**LOS ANGELES COUNTY SHERIFF'S DEPARTMENT**  
**2019 DEPARTMENT**  
**POPULATION AND GEOGRAPHIC DATA**

	Population Density per Square Mile	Part I Crime Rate per 10,000 Population	Personnel Complement	
			Professional Staff	Sworn
<b>NORTH PATROL DIVISION</b>	<b>363.77</b>	<b>201.66</b>	<b>256</b>	<b>931</b>
Lancaster Sheriff's Station	322.98	277.87	78	228
Malibu/Lost Hills Sheriff's Station	504.58	187.47	36	145
Palmdale Sheriff's Station	262.36	178.18	58	207
Santa Clarita Valley Sheriff's Station	427.81	112.58	45	209
West Hollywood Sheriff's Station	10,897.44	626.97	39	142
<b>CENTRAL PATROL DIVISION</b>	<b>3,472.84</b>	<b>264.16</b>	<b>226</b>	<b>927</b>
Avalon Sheriff's Station	31.14	126.40	7	19
Century Sheriff's Station	14,782.72	272.52	47	260
Compton Sheriff's Station	9,540.84	347.52	42	177
East Los Angeles Sheriff's Station	11,659.50	225.66	56	210
Marina del Rey Sheriff's Station	4,513.50	314.07	19	84
South Los Angeles Sheriff's Station	14,088.22	220.59	55	177
<b>SOUTH PATROL DIVISION</b>	<b>7,013.62</b>	<b>217.46</b>	<b>237</b>	<b>885</b>
Carson Sheriff's Station	4,897.38	279.26	39	184
Cerritos Sheriff's Station	5,759.91	345.54	19	66
Lakewood Sheriff's Station	10,656.49	248.98	62	236
Lomita Sheriff's Station	3,389.25	113.41	26	95
Norwalk Sheriff's Station	9,430.76	166.86	55	189
Pico Rivera Sheriff's Station	7,155.53	194.72	36	115
<b>EAST PATROL DIVISION</b>	<b>1,082.40</b>	<b>177.92</b>	<b>217</b>	<b>767</b>
Altadena Sheriff's Station	1,785.60	144.31	9	62
Crescenta Valley Sheriff's Station	158.81	131.32	29	71
Industry Sheriff's Station	4,074.57	203.61	51	212
San Dimas Sheriff's Station	385.73	194.68	37	103
Temple Sheriff's Station	4,168.71	164.14	49	196
Walnut/Diamond Bar Sheriff's Station	3,161.88	177.59	42	123
<b>COUNTYWIDE SERVICES DIVISION</b>	<b>N/A</b>	<b>N/A</b>	<b>544</b>	<b>s421</b>
Community College Bureau	N/A	N/A	112	60
County Services Bureau	N/A	N/A	380	209
Parks Bureau	N/A	N/A	52	152
<b>SPECIAL OPERATIONS DIVISION</b>	<b>N/A</b>	<b>N/A</b>	<b>36</b>	<b>303</b>
Transit Services Bureau	N/A	N/A	6	43
Metrolink Bureau	N/A	N/A	30	260
<b>MISCELLANEOUS UNITS</b>	<b>N/A</b>	<b>N/A</b>	<b>5,901</b>	<b>6,649</b>
<b>DEPARTMENT TOTAL</b>	<b>942.36</b>	<b>233.91</b>	<b>7,417</b>	<b>10,883</b>

**LOS ANGELES COUNTY SHERIFF'S DEPARTMENT**  
**2019 DEPARTMENT**  
**ARRESTS BY CHARGE AND GENDER - ADULTS**

	Felony			Misdemeanor/Noncriminal			Adults Total
	Male	Female	Total	Male	Female	Total	
<b>NORTH PATROL DIVISION</b>	<b>5,761</b>	<b>1,642</b>	<b>7,403</b>	<b>14,589</b>	<b>4,844</b>	<b>19,433</b>	<b>26,836</b>
Lancaster Sheriff's Station	2,232	762	2,994	4,096	1,622	5,718	8,712
Malibu/Lost Hills Sheriff's Station	360	91	451	1,878	525	2,403	2,854
Palmdale Sheriff's Station	1,544	395	1,939	3,853	1,328	5,181	7,120
Santa Clarita Valley Sheriff's Station	976	299	1,275	2,653	946	3,599	4,874
West Hollywood Sheriff's Station	649	95	744	2,109	423	2,532	3,276
<b>CENTRAL PATROL DIVISION</b>	<b>7,611</b>	<b>1,679</b>	<b>9,290</b>	<b>16,880</b>	<b>4,932</b>	<b>21,812</b>	<b>31,102</b>
Avalon Sheriff's Station	22	5	27	117	22	139	166
Century Sheriff's Station	2,658	582	3,240	5,681	1,627	7,308	10,548
Compton Sheriff's Station	1,633	431	2,064	3,188	1,385	4,573	6,637
East Los Angeles Sheriff's Station	1,591	299	1,890	4,147	944	5,091	6,981
Marina del Rey Sheriff's Station	177	37	214	780	206	986	1,200
South Los Angeles Sheriff's Station	1,530	325	1,855	2,967	748	3,715	5,570
<b>SOUTH PATROL DIVISION</b>	<b>4,712</b>	<b>1,183</b>	<b>5,895</b>	<b>14,562</b>	<b>4,368</b>	<b>18,930</b>	<b>24,825</b>
Carson Sheriff's Station	1,046	250	1,296	2,352	690	3,042	4,338
Cerritos Sheriff's Station	161	64	225	1,094	416	1,510	1,735
Lakewood Sheriff's Station	1,639	434	2,073	3,844	1,132	4,976	7,049
Lomita Sheriff's Station	285	70	355	837	255	1,092	1,447
Norwalk Sheriff's Station	981	233	1,214	3,678	1,001	4,679	5,893
Pico Rivera Sheriff's Station	600	132	732	2,757	874	3,631	4,363
<b>EAST PATROL DIVISION</b>	<b>3,213</b>	<b>766</b>	<b>3,979</b>	<b>13,135</b>	<b>4,006</b>	<b>17,141</b>	<b>21,120</b>
Altadena Sheriff's Station	145	41	186	658	173	831	1,017
Crescenta Valley Sheriff's Station	103	26	129	551	149	700	829
Industry Sheriff's Station	1,321	277	1,598	4,473	1,264	5,737	7,335
San Dimas Sheriff's Station	413	97	510	1,450	487	1,937	2,447
Temple Sheriff's Station	892	228	1,120	4,401	1,435	5,836	6,956
Walnut/Diamond Bar Sheriff's Station	339	97	436	1,602	498	2,100	2,536
<b>COUNTYWIDE SERVICES DIVISION</b>	<b>45</b>	<b>4</b>	<b>49</b>	<b>168</b>	<b>32</b>	<b>200</b>	<b>249</b>
Community College Bureau	13	2	15	31	3	34	49
County Services Bureau	25	1	26	61	10	71	97
Parks Bureau	7	1	8	76	19	95	103
<b>SPECIAL OPERATIONS DIVISION</b>	<b>288</b>	<b>32</b>	<b>320</b>	<b>1,851</b>	<b>379</b>	<b>2,230</b>	<b>2,550</b>
Special Operations Division	288	32	320	1,851	379	2,230	2,550
<b>MISCELLANEOUS UNITS</b>	<b>518</b>	<b>104</b>	<b>622</b>	<b>2,080</b>	<b>374</b>	<b>2,454</b>	<b>3,076</b>
<b>DEPARTMENT TOTAL</b>	<b>22,148</b>	<b>5,410</b>	<b>27,558</b>	<b>63,265</b>	<b>18,935</b>	<b>82,200</b>	<b>109,758</b>



**LOS ANGELES COUNTY SHERIFF'S DEPARTMENT**  
**2019 DEPARTMENT**  
**ARRESTS BY CHARGE AND GENDER - JUVENILES**

	Felony			Misdemeanor/Noncriminal			Juveniles Total
	Male	Female	Total	Male	Female	Total	
<b>NORTH PATROL DIVISION</b>	<b>482</b>	<b>100</b>	<b>582</b>	<b>451</b>	<b>259</b>	<b>710</b>	<b>1,292</b>
Lancaster Sheriff's Station	209	49	258	218	158	376	634
Malibu/Lost Hills Sheriff's Station	10	2	12	10	2	12	24
Palmdale Sheriff's Station	144	30	174	90	45	135	309
Santa Clarita Valley Sheriff's Station	117	14	131	123	48	171	302
West Hollywood Sheriff's Station	2	5	7	10	6	16	23
<b>CENTRAL PATROL DIVISION</b>	<b>394</b>	<b>82</b>	<b>476</b>	<b>99</b>	<b>52</b>	<b>151</b>	<b>627</b>
Avalon Sheriff's Station	1	1	2	7	0	7	9
Century Sheriff's Station	155	26	181	18	17	35	216
Compton Sheriff's Station	68	18	86	7	4	11	97
East Los Angeles Sheriff's Station	78	16	94	29	10	39	133
Marina del Rey Sheriff's Station	12	0	12	2	2	4	16
South Los Angeles Sheriff's Station	80	21	101	36	19	55	156
<b>SOUTH PATROL DIVISION</b>	<b>228</b>	<b>46</b>	<b>274</b>	<b>134</b>	<b>81</b>	<b>215</b>	<b>489</b>
Carson Sheriff's Station	32	4	36	11	9	20	56
Cerritos Sheriff's Station	12	4	16	23	17	40	56
Lakewood Sheriff's Station	98	20	118	33	13	46	164
Lomita Sheriff's Station	11	4	15	1	4	5	20
Norwalk Sheriff's Station	61	9	70	63	29	92	162
Pico Rivera Sheriff's Station	14	5	19	3	9	12	31
<b>EAST PATROL DIVISION</b>	<b>192</b>	<b>33</b>	<b>225</b>	<b>196</b>	<b>72</b>	<b>268</b>	<b>493</b>
Altadena Sheriff's Station	42	8	50	37	8	45	95
Crescenta Valley Sheriff's Station	5	3	8	8	0	8	16
Industry Sheriff's Station	63	4	67	26	17	43	110
San Dimas Sheriff's Station	36	3	39	49	8	57	96
Temple Sheriff's Station	25	13	38	47	34	81	119
Walnut/Diamond Bar Sheriff's Station	21	2	23	29	5	34	57
<b>COUNTYWIDE SERVICES DIVISION</b>	<b>0</b>	<b>4</b>	<b>4</b>	<b>1</b>	<b>0</b>	<b>1</b>	<b>5</b>
Community College Bureau	0	3	3	1	0	1	4
County Services Bureau	0	1	1	0	0	0	1
Parks Bureau	0	0	0	0	0	0	0
<b>SPECIAL OPERATIONS DIVISION</b>	<b>8</b>	<b>2</b>	<b>10</b>	<b>3</b>	<b>2</b>	<b>5</b>	<b>15</b>
Special Operations Division	8	2	10	3	2	5	15
<b>MISCELLANEOUS UNITS</b>	<b>4</b>	<b>2</b>	<b>6</b>	<b>0</b>	<b>0</b>	<b>0</b>	<b>6</b>
<b>DEPARTMENT TOTAL</b>	<b>1,308</b>	<b>269</b>	<b>1,577</b>	<b>884</b>	<b>466</b>	<b>1,350</b>	<b>2,927</b>

**LOS ANGELES COUNTY SHERIFF'S DEPARTMENT**  
**2019 DEPARTMENT**  
**ADULT ARRESTS BY CHARGE AND DISPOSITION - FELONY**

	Felony Filed	D.A. Denied Felony	Reduced to Misdemeanor	Complaint Not Sought	D.A. Denied Complaint
<b>PART I CRIMES</b>					
Criminal Homicide	61	0	0	3	2
Rape	83	0	0	1	2
Robbery	961	0	24	6	10
Aggravated Assault	3,936	0	202	16	185
Burglary	1,014	1	30	8	13
Larceny Theft	540	0	22	4	10
Grand Theft Auto	1,488	0	44	18	25
Arson	67	0	1	2	2
<b>SUBTOTAL</b>	<b>8,150</b>	<b>1</b>	<b>323</b>	<b>58</b>	<b>249</b>
<b>PART II CRIMES</b>					
Forgery	128	0	13	1	1
Fraud and NSF Checks	401	0	23	5	2
Sex Offense, Felony	318	0	2	3	2
Sex Offense, Misdemeanor	0	0	0	0	0
Non-aggravated Assault	216	0	12	3	0
Weapon	2,546	0	45	15	25
Offense Against Family	113	0	8	0	3
Narcotic	2,472	0	18	20	3
Liquor/Tobacco	3	0	0	0	0
Drunk - Alcohol/Drug	0	0	0	0	0
Disorderly Conduct	0	0	0	0	0
Vagrancy/Quality of Life	0	0	0	0	0
Gambling	5	0	0	0	0
Drunk Driving - Vehicle/Boat	163	0	2	14	1
Vehicle/Boating	245	0	3	5	0
Vandalism	621	0	15	6	10
Warrant	4,707	0	26	187	8
Receiving Stolen Property	226	0	9	5	3
Federal Offense Without Money	38	0	7	0	0
Federal Offense With Money	0	0	0	0	0
Felony, Miscellaneous	1,897	0	49	49	25
Misdemeanor, Miscellaneous	236	0	1	16	0
<b>SUBTOTAL</b>	<b>14,335</b>	<b>0</b>	<b>233</b>	<b>329</b>	<b>83</b>
<b>NONCRIMINAL INCIDENTS</b>					
Person Missing or Found	0	0	0	0	0
Juvenile, Noncriminal	0	0	0	0	0
Commitment	0	0	0	0	0
Miscellaneous, Noncriminal	0	0	0	0	0
Suicide and Attempt	0	0	0	0	0
Mentally Ill	0	0	0	0	0
Accident, Traffic - Vehicle/Boat	0	0	0	0	0
Accident, Miscellaneous	0	0	0	0	0
Person Dead	0	0	0	0	0
<b>SUBTOTAL</b>	<b>0</b>	<b>0</b>	<b>0</b>	<b>0</b>	<b>0</b>
<b>GRAND TOTAL</b>	<b>22,485</b>	<b>1</b>	<b>556</b>	<b>387</b>	<b>332</b>

## LOS ANGELES COUNTY SHERIFF'S DEPARTMENT

## 2019 DEPARTMENT

## ADULT ARRESTS BY CHARGE AND DISPOSITION - MISDEMEANOR/NONCRIMINAL

	Felony Filed	D.A. Denied Felony	Reduced to Misdemeanor	Complaint Not Sought	D.A. Denied Complaint
<b>PART I CRIMES</b>					
Criminal Homicide	0	0	0	0	0
Rape	0	0	0	0	0
Robbery	0	0	0	0	0
Aggravated Assault	21	0	0	0	0
Burglary	11	0	0	1	0
Larceny Theft	1,767	0	3	17	0
Grand Theft Auto	33	0	1	3	0
Arson	0	0	0	0	0
<b>SUBTOTAL</b>	<b>1,832</b>	<b>0</b>	<b>4</b>	<b>21</b>	<b>0</b>
<b>PART II CRIMES</b>					
Forgery	41	0	0	0	1
Fraud and NSF Checks	98	0	0	5	0
Sex Offense, Felony	73	0	0	0	0
Sex Offense, Misdemeanor	841	0	0	7	0
Non-aggravated Assault	2,553	0	2	22	93
Weapon	321	0	2	4	0
Offense Against Family	586	0	0	1	10
Narcotic	18,052	0	8	90	4
Liquor/Tobacco	188	0	0	2	0
Drunk - Alcohol/Drug	1,427	0	0	24	0
Disorderly Conduct	285	0	0	5	0
Vagrancy/Quality of Life	139	0	0	1	0
Gambling	23	0	0	0	0
Drunk Driving - Vehicle/Boat	3,594	0	3	144	0
Vehicle/Boating	7,467	0	5	77	0
Vandalism	310	0	1	5	1
Warrant	29,615	0	0	494	0
Receiving Stolen Property	96	0	0	0	0
Federal Offense Without Money	0	0	0	0	0
Federal Offense With Money	0	0	0	2	0
Felony, Miscellaneous	18	0	1	1	0
Misdemeanor, Miscellaneous	5,532	0	1	424	3
<b>SUBTOTAL</b>	<b>71,259</b>	<b>0</b>	<b>23</b>	<b>1,308</b>	<b>112</b>
<b>NONCRIMINAL INCIDENTS</b>					
Person Missing or Found	0	0	0	0	0
Juvenile, Noncriminal	0	0	0	1	0
Commitment	0	0	0	0	0
Miscellaneous, Noncriminal	68	0	0	50	0
Suicide and Attempt	0	0	0	0	0
Mentally Ill	0	0	0	0	0
Accident, Traffic - Vehicle/Boat	0	0	0	0	0
Accident, Miscellaneous	0	0	0	0	0
Person Dead	0	0	0	0	0
<b>SUBTOTAL</b>	<b>68</b>	<b>0</b>	<b>0</b>	<b>51</b>	<b>0</b>
<b>GRAND TOTAL</b>	<b>73,159</b>	<b>0</b>	<b>27</b>	<b>1,380</b>	<b>112</b>

**LOS ANGELES COUNTY SHERIFF'S DEPARTMENT**  
**2019 DEPARTMENT**  
**JUVENILE ARRESTS BY CHARGE AND DISPOSITION**

	Handled Within Dept.	Diversion	Probation	Non- Detained Petition	Detained Petition Filed	Exonerated and Released	Insufficient Evidence Released	Released to Another Agency
<b>PART I CRIMES</b>								
Criminal Homicide	0	0	0	0	4	0	0	0
Rape	0	0	0	0	1	0	0	0
Robbery	0	0	0	39	156	0	0	0
Aggravated Assault	0	8	0	28	133	0	1	1
Burglary	0	1	3	30	62	0	0	2
Larceny Theft	1	0	1	105	43	0	0	1
Grand Theft Auto	1	0	1	38	70	0	0	7
Arson	0	0	0	0	5	0	0	0
<b>SUBTOTAL</b>	<b>2</b>	<b>9</b>	<b>5</b>	<b>240</b>	<b>474</b>	<b>0</b>	<b>1</b>	<b>11</b>
<b>PART II CRIMES</b>								
Forgery	0	0	0	3	1	0	0	0
Fraud and NSF Checks	2	1	0	0	7	0	0	0
Sex Offense, Felony	0	1	0	5	14	0	0	1
Sex Offense, Misdemeanor	0	0	0	9	5	0	0	0
Non-aggravated Assault	1	0	4	191	131	0	0	2
Weapon	1	0	0	63	108	0	0	2
Offense Against Family	0	0	0	1	2	0	0	0
Narcotic	0	0	1	69	48	0	0	1
Liquor/Tobacco	0	0	0	5	1	0	0	0
Drunk - Alcohol/Drug	0	5	0	3	2	0	0	0
Disorderly Conduct	0	0	0	10	121	0	0	0
Vagrancy/Quality of Life	0	0	0	0	0	0	0	0
Gambling	0	0	0	3	0	0	0	0
Drunk Driving - Vehicle/Boat	0	0	0	3	2	0	0	0
Vehicle/Boating	1	0	2	45	19	0	0	6
Vandalism	1	1	0	71	66	0	0	0
Warrant	0	0	0	7	161	0	0	0
Receiving Stolen Property	0	0	0	2	5	0	0	0
Federal Offense Without Money	0	0	0	0	0	0	0	0
Federal Offense With Money	0	0	0	0	0	0	0	0
Felony, Miscellaneous	0	4	0	52	72	0	0	1
Misdemeanor, Miscellaneous	2	0	1	83	41	0	0	6
<b>SUBTOTAL</b>	<b>8</b>	<b>12</b>	<b>8</b>	<b>625</b>	<b>806</b>	<b>0</b>	<b>0</b>	<b>19</b>
<b>NONCRIMINAL INCIDENTS</b>								
Person Missing or Found	0	0	0	1	1	0	0	4
Juvenile, Noncriminal	0	0	0	0	9	0	0	0
Commitment	0	0	0	0	0	0	0	0
Miscellaneous, Noncriminal	0	2	0	3	3	0	0	0
Suicide and Attempt	0	0	0	0	0	0	0	0
Mentally Ill	0	0	0	0	0	0	0	0
Accident, Traffic - Vehicle/Boat	0	0	0	0	0	0	0	0
Accident, Miscellaneous	0	0	0	0	0	0	0	0
Person Dead	0	0	0	0	0	0	0	0
<b>SUBTOTAL</b>	<b>0</b>	<b>2</b>	<b>0</b>	<b>4</b>	<b>13</b>	<b>0</b>	<b>0</b>	<b>4</b>
<b>GRAND TOTAL</b>	<b>10</b>	<b>23</b>	<b>13</b>	<b>869</b>	<b>1,293</b>	<b>0</b>	<b>1</b>	<b>34</b>

## LOS ANGELES COUNTY SHERIFF'S DEPARTMENT

# 2019 DEPARTMENT MALE ADULT ARRESTS BY AGE

	18	19	20	21	22	23	24
<b>PART I CRIMES</b>							
Criminal Homicide	8	6	6	6	3	3	2
Rape	4	6	4	4	4	1	3
Robbery	86	66	56	47	43	51	49
Aggravated Assault	86	108	108	106	123	146	187
Burglary	50	47	39	34	31	44	42
Larceny Theft	40	44	40	49	59	66	58
Grand Theft Auto	46	35	44	49	56	61	79
Arson	0	0	3	3	0	0	3
<b>SUBTOTAL</b>	<b>320</b>	<b>312</b>	<b>300</b>	<b>298</b>	<b>319</b>	<b>372</b>	<b>423</b>
<b>PART II CRIMES</b>							
Forgery	1	4	3	6	3	9	6
Fraud and NSF Checks	3	7	6	8	7	19	23
Sex Offense, Felony	6	8	16	9	11	7	6
Sex Offense, Misdemeanor	11	22	11	15	10	19	6
Non-aggravated Assault	42	47	47	64	74	111	87
Weapon	92	102	99	100	134	132	136
Offense Against Family	5	9	9	28	18	21	16
Narcotic	132	221	265	349	423	516	590
Liquor/Tobacco	6	7	11	4	8	5	13
Drunk - Alcohol/Drug	9	12	23	38	51	57	54
Disorderly Conduct	5	3	2	6	3	10	5
Vagrancy/Quality of Life	1	0	0	2	0	3	5
Gambling	0	0	0	2	0	1	0
Drunk Driving - Vehicle/Boat	19	58	64	107	123	127	173
Vehicle/Boating	162	196	249	267	255	322	319
Vandalism	28	45	38	35	39	42	35
Warrant	97	250	348	503	621	782	843
Receiving Stolen Property	6	3	8	6	14	16	14
Federal Offense Without Money	1	2	1	1	3	0	1
Federal Offense With Money	0	0	0	0	0	0	0
Felony, Miscellaneous	31	38	51	46	51	65	59
Misdemeanor, Miscellaneous	62	84	79	102	130	138	153
<b>SUBTOTAL</b>	<b>719</b>	<b>1,118</b>	<b>1,330</b>	<b>1,698</b>	<b>1,978</b>	<b>2,402</b>	<b>2,544</b>
<b>NONCRIMINAL INCIDENTS</b>							
Person Missing or Found	0	0	0	0	0	0	0
Juvenile, Noncriminal	1	0	0	0	0	0	0
Commitment	0	0	0	0	0	0	0
Miscellaneous, Noncriminal	1	0	0	6	1	3	1
Suicide and Attempt	0	0	0	0	0	0	0
Mentally Ill	0	0	0	0	0	0	0
Accident, Traffic - Vehicle/Boat	0	0	0	0	0	0	0
Accident, Miscellaneous	0	0	0	0	0	0	0
Person Dead	0	0	0	0	0	0	0
<b>SUBTOTAL</b>	<b>2</b>	<b>0</b>	<b>0</b>	<b>6</b>	<b>1</b>	<b>3</b>	<b>1</b>
<b>GRAND TOTAL</b>	<b>1,041</b>	<b>1,430</b>	<b>1,630</b>	<b>2,002</b>	<b>2,298</b>	<b>2,777</b>	<b>2,968</b>

**LOS ANGELES COUNTY SHERIFF'S DEPARTMENT**  
**2019 DEPARTMENT**  
**MALE ADULT ARRESTS BY AGE**

	25-29	30-34	35-39	40-44	45-49	50+	Total
<b>PART I CRIMES</b>							
Criminal Homicide	17	11	11	8	2	7	90
Rape	28	15	15	11	5	24	124
Robbery	171	129	105	41	34	73	951
Aggravated Assault	805	676	537	369	310	538	4,099
Burglary	223	160	132	77	61	79	1,019
Larceny Theft	354	283	217	129	120	248	1,707
Grand Theft Auto	347	266	201	130	63	97	1,474
Arson	21	14	6	7	4	9	70
<b>SUBTOTAL</b>	<b>1,966</b>	<b>1,554</b>	<b>1,224</b>	<b>772</b>	<b>599</b>	<b>1,075</b>	<b>9,534</b>
<b>PART II CRIMES</b>							
Forgery	26	30	18	23	13	16	158
Fraud and NSF Checks	87	74	75	42	32	40	423
Sex Offense, Felony	70	68	64	51	36	128	480
Sex Offense, Misdemeanor	80	62	34	35	23	48	376
Non-aggravated Assault	528	447	383	268	202	417	2,717
Weapon	675	556	420	292	202	323	3,263
Offense Against Family	142	134	97	82	70	102	733
Narcotic	3,630	3,494	2,714	1,931	1,509	2,535	18,309
Liquor/Tobacco	29	21	24	16	17	37	198
Drunk - Alcohol/Drug	281	241	190	144	141	316	1,557
Disorderly Conduct	30	44	33	30	21	68	260
Vagrancy/Quality of Life	7	12	10	22	20	45	127
Gambling	4	5	4	5	2	8	31
Drunk Driving - Vehicle/Boat	867	647	491	342	285	534	3,837
Vehicle/Boating	1,626	1,187	894	654	512	1,036	7,679
Vandalism	197	148	96	73	47	99	922
Warrant	5,168	4,640	3,580	2,711	2,243	4,978	26,764
Receiving Stolen Property	61	57	59	27	23	28	322
Federal Offense Without Money	4	6	3	6	4	5	37
Federal Offense With Money	0	1	0	0	0	0	1
Felony, Miscellaneous	383	325	301	170	177	310	2,007
Misdemeanor, Miscellaneous	889	852	690	562	498	1,354	5,593
<b>SUBTOTAL</b>	<b>14,784</b>	<b>13,051</b>	<b>10,180</b>	<b>7,486</b>	<b>6,077</b>	<b>12,427</b>	<b>75,794</b>
<b>NONCRIMINAL INCIDENTS</b>							
Person Missing or Found	0	0	0	0	0	0	0
Juvenile, Noncriminal	0	0	0	0	0	0	1
Commitment	0	0	0	0	0	0	0
Miscellaneous, Noncriminal	19	9	8	11	11	14	84
Suicide and Attempt	0	0	0	0	0	0	0
Mentally Ill	0	0	0	0	0	0	0
Accident, Traffic - Vehicle/Boat	0	0	0	0	0	0	0
Accident, Miscellaneous	0	0	0	0	0	0	0
Person Dead	0	0	0	0	0	0	0
<b>SUBTOTAL</b>	<b>19</b>	<b>9</b>	<b>8</b>	<b>11</b>	<b>11</b>	<b>14</b>	<b>85</b>
<b>GRAND TOTAL</b>	<b>16,769</b>	<b>14,614</b>	<b>11,412</b>	<b>8,269</b>	<b>6,687</b>	<b>13,516</b>	<b>85,413</b>

**LOS ANGELES COUNTY SHERIFF'S DEPARTMENT**  
**2019 DEPARTMENT**  
**FEMALE ADULT ARRESTS BY AGE**

	18	19	20	21	22	23	24
<b>PART I CRIMES</b>							
Criminal Homicide	0	2	2	1	0	0	0
Rape	0	0	0	0	0	0	0
Robbery	14	17	16	10	16	15	7
Aggravated Assault	33	36	37	60	48	62	52
Burglary	10	9	15	10	11	8	7
Larceny Theft	36	50	41	54	39	55	50
Grand Theft Auto	11	19	19	11	17	14	29
Arson	2	0	0	0	0	1	0
<b>SUBTOTAL</b>	<b>106</b>	<b>133</b>	<b>130</b>	<b>146</b>	<b>131</b>	<b>155</b>	<b>145</b>
<b>PART II CRIMES</b>							
Forgery	0	1	1	2	1	1	4
Fraud and NSF Checks	4	7	2	9	2	4	7
Sex Offense, Felony	0	1	0	0	0	1	1
Sex Offense, Misdemeanor	35	50	49	49	42	43	41
Non-aggravated Assault	28	23	30	44	29	29	38
Weapon	10	8	12	11	12	11	11
Offense Against Family	1	1	0	2	5	5	5
Narcotic	47	59	78	118	160	163	149
Liquor/Tobacco	4	3	5	1	2	1	1
Drunk - Alcohol/Drug	5	3	6	5	11	6	13
Disorderly Conduct	2	1	0	0	2	1	1
Vagrancy/Quality of Life	0	0	1	1	2	2	0
Gambling	0	0	0	0	0	0	1
Drunk Driving - Vehicle/Boat	5	14	23	31	25	41	40
Vehicle/Boating	36	42	51	77	79	104	105
Vandalism	9	9	4	8	9	10	5
Warrant	39	98	99	154	231	246	299
Receiving Stolen Property	1	4	2	3	1	4	6
Federal Offense Without Money	2	1	0	0	1	1	0
Federal Offense With Money	0	0	0	0	0	0	0
Felony, Miscellaneous	9	8	14	6	9	14	20
Misdemeanor, Miscellaneous	18	16	14	27	27	52	37
<b>SUBTOTAL</b>	<b>255</b>	<b>349</b>	<b>391</b>	<b>548</b>	<b>650</b>	<b>739</b>	<b>784</b>
<b>NONCRIMINAL INCIDENTS</b>							
Person Missing or Found	0	0	0	0	0	0	0
Juvenile, Noncriminal	0	0	0	0	0	0	0
Commitment	0	0	0	0	0	0	0
Miscellaneous, Noncriminal	0	0	2	2	1	1	1
Suicide and Attempt	0	0	0	0	0	0	0
Mentally Ill	0	0	0	0	0	0	0
Accident, Traffic - Vehicle/Boat	0	0	0	0	0	0	0
Accident, Miscellaneous	0	0	0	0	0	0	0
Person Dead	0	0	0	0	0	0	0
<b>SUBTOTAL</b>	<b>0</b>	<b>0</b>	<b>2</b>	<b>2</b>	<b>1</b>	<b>1</b>	<b>1</b>
<b>GRAND TOTAL</b>	<b>361</b>	<b>482</b>	<b>523</b>	<b>696</b>	<b>782</b>	<b>895</b>	<b>930</b>



**LOS ANGELES COUNTY SHERIFF'S DEPARTMENT**  
**2019 DEPARTMENT**  
**FEMALE ADULT ARRESTS BY AGE**

	25-29	30-34	35-39	40-44	40-44	50+	Total
<b>PART I CRIMES</b>							
Criminal Homicide	2	4	0	2	0	2	15
Rape	0	0	0	0	0	1	1
Robbery	47	47	29	14	10	17	259
Aggravated Assault	282	231	181	121	76	137	1,356
Burglary	57	52	30	26	11	11	257
Larceny Theft	202	195	146	86	49	150	1,153
Grand Theft Auto	117	104	59	34	17	18	469
Arson	4	5	5	3	1	4	25
<b>SUBTOTAL</b>	<b>711</b>	<b>638</b>	<b>450</b>	<b>286</b>	<b>164</b>	<b>340</b>	<b>3,535</b>
<b>PART II CRIMES</b>							
Forgery	12	9	12	6	2	10	61
Fraud and NSF Checks	40	45	40	26	11	19	216
Sex Offense, Felony	2	4	2	0	1	4	16
Sex Offense, Misdemeanor	130	51	25	9	12	7	543
Non-aggravated Assault	192	169	104	87	67	124	964
Weapon	85	46	47	29	17	17	316
Offense Against Family	24	27	20	13	14	26	143
Narcotic	867	814	719	502	300	511	4,487
Liquor/Tobacco	7	2	4	2	3	4	39
Drunk - Alcohol/Drug	58	51	44	28	28	65	323
Disorderly Conduct	10	11	9	5	12	19	73
Vagrancy/Quality of Life	3	4	7	8	4	27	59
Gambling	1	3	5	1	5	1	17
Drunk Driving - Vehicle/Boat	233	142	114	67	71	129	935
Vehicle/Boating	482	398	274	237	152	265	2,302
Vandalism	44	27	33	23	15	18	214
Warrant	1,734	1,494	1,289	925	633	1,078	8,319
Receiving Stolen Property	24	21	8	13	3	5	95
Federal Offense Without Money	0	3	2	1	0	1	12
Federal Offense With Money	1	0	0	0	0	0	1
Felony, Miscellaneous	75	65	59	37	16	39	371
Misdemeanor, Miscellaneous	231	181	196	123	100	241	1,263
<b>SUBTOTAL</b>	<b>4,255</b>	<b>3,567</b>	<b>3,013</b>	<b>2,142</b>	<b>1,466</b>	<b>2,610</b>	<b>20,769</b>
<b>NONCRIMINAL INCIDENTS</b>							
Person Missing or Found	0	0	0	0	0	0	0
Juvenile, Noncriminal	0	0	0	0	0	0	0
Commitment	0	0	0	0	0	0	0
Miscellaneous, Noncriminal	10	3	4	2	3	12	41
Suicide and Attempt	0	0	0	0	0	0	0
Mentally Ill	0	0	0	0	0	0	0
Accident, Traffic - Vehicle/Boat	0	0	0	0	0	0	0
Accident, Miscellaneous	0	0	0	0	0	0	0
Person Dead	0	0	0	0	0	0	0
<b>SUBTOTAL</b>	<b>10</b>	<b>3</b>	<b>4</b>	<b>2</b>	<b>3</b>	<b>12</b>	<b>41</b>
<b>GRAND TOTAL</b>	<b>4,976</b>	<b>4,208</b>	<b>3,467</b>	<b>2,430</b>	<b>1,633</b>	<b>2,962</b>	<b>24,345</b>

**LOS ANGELES COUNTY SHERIFF'S DEPARTMENT**  
**2019 DEPARTMENT**  
**MALE JUVENILE ARRESTS BY AGE**

	0-10	11-12	13-14	15	16	17	Total
<b>PART I CRIMES</b>							
Criminal Homicide	0	0	0	3	2	2	7
Rape	0	0	0	1	1	1	3
Robbery	1	2	46	57	60	62	228
Aggravated Assault	0	8	30	40	57	68	203
Burglary	0	3	32	31	40	29	135
Larceny Theft	0	6	28	28	24	27	113
Grand Theft Auto	0	0	15	24	35	40	114
Arson	0	1	3	1	0	0	5
<b>SUBTOTAL</b>	<b>1</b>	<b>20</b>	<b>154</b>	<b>185</b>	<b>219</b>	<b>229</b>	<b>808</b>
<b>PART II CRIMES</b>							
Forgery	0	0	0	1	1	4	6
Fraud and NSF Checks	0	0	0	1	1	6	8
Sex Offense, Felony	0	0	11	9	2	2	24
Sex Offense, Misdemeanor	0	0	7	4	2	2	15
Non-aggravated Assault	1	9	70	54	56	55	245
Weapon	0	3	30	39	57	83	212
Offense Against Family	0	0	3	0	0	0	3
Narcotic	0	1	13	18	24	38	94
Liquor/Tobacco	0	0	1	3	1	6	11
Drunk - Alcohol/Drug	0	0	1	1	3	2	7
Disorderly Conduct	0	0	26	18	20	15	79
Vagrancy/Quality of Life	0	0	0	0	0	0	0
Gambling	0	0	0	1	0	1	2
Drunk Driving - Vehicle/Boat	0	0	0	0	3	2	5
Vehicle/Boating	0	0	6	11	28	55	100
Vandalism	0	7	44	36	37	29	153
Warrant	0	1	21	21	44	42	129
Receiving Stolen Property	0	0	2	3	0	2	7
Federal Offense Without Money	0	0	0	0	0	1	1
Federal Offense With Money	0	0	0	0	0	0	0
Felony, Miscellaneous	1	5	43	34	25	33	141
Misdemeanor, Miscellaneous	0	9	43	27	20	28	127
<b>SUBTOTAL</b>	<b>2</b>	<b>35</b>	<b>321</b>	<b>281</b>	<b>324</b>	<b>406</b>	<b>1,369</b>
<b>NONCRIMINAL INCIDENTS</b>							
Person Missing or Found	0	0	2	0	1	1	4
Juvenile, Noncriminal	0	0	0	0	1	2	3
Commitment	0	0	0	0	0	0	0
Miscellaneous, Noncriminal	0	0	0	1	4	3	8
Suicide and Attempt	0	0	0	0	0	0	0
Mentally Ill	0	0	0	0	0	0	0
Accident, Traffic - Vehicle/Boat	0	0	0	0	0	0	0
Accident, Miscellaneous	0	0	0	0	0	0	0
Person Dead	0	0	0	0	0	0	0
<b>SUBTOTAL</b>	<b>0</b>	<b>0</b>	<b>2</b>	<b>1</b>	<b>6</b>	<b>6</b>	<b>15</b>
<b>GRAND TOTAL</b>	<b>3</b>	<b>55</b>	<b>477</b>	<b>467</b>	<b>549</b>	<b>641</b>	<b>2,192</b>

**LOS ANGELES COUNTY SHERIFF'S DEPARTMENT**  
**2019 DEPARTMENT**  
**FEMALE JUVENILE ARRESTS BY AGE**

	0-10	11-12	13-14	15	16	17	Total
<b>PART I CRIMES</b>							
Criminal Homicide	0	0	0	0	0	1	1
Rape	0	0	0	0	0	0	0
Robbery	0	1	4	12	13	10	40
Aggravated Assault	0	3	19	11	11	18	62
Burglary	1	0	2	1	2	7	13
Larceny Theft	0	5	11	17	20	26	79
Grand Theft Auto	0	0	6	9	15	11	41
Arson	0	0	2	0	0	0	2
<b>SUBTOTAL</b>	<b>1</b>	<b>9</b>	<b>44</b>	<b>50</b>	<b>61</b>	<b>73</b>	<b>238</b>
<b>PART II CRIMES</b>							
Forgery	0	0	0	0	0	0	0
Fraud and NSF Checks	0	0	1	1	0	0	2
Sex Offense, Felony	0	0	0	0	0	0	0
Sex Offense, Misdemeanor	0	0	0	2	0	0	2
Non-aggravated Assault	0	17	57	42	34	26	176
Weapon	0	0	5	6	11	7	29
Offense Against Family	0	1	0	0	0	0	1
Narcotic	0	1	15	6	12	11	45
Liquor/Tobacco	0	0	1	0	0	0	1
Drunk - Alcohol/Drug	0	0	2	1	2	2	7
Disorderly Conduct	0	3	27	12	11	10	63
Vagrancy/Quality of Life	0	0	0	0	0	0	0
Gambling	0	0	0	0	0	1	1
Drunk Driving - Vehicle/Boat	0	0	0	0	0	2	2
Vehicle/Boating	0	0	3	4	6	16	29
Vandalism	0	0	9	5	5	2	21
Warrant	0	0	6	8	10	18	42
Receiving Stolen Property	0	0	0	0	0	0	0
Federal Offense Without Money	0	0	0	0	0	0	0
Federal Offense With Money	0	0	0	0	0	0	0
Felony, Miscellaneous	0	4	5	5	6	6	26
Misdemeanor, Miscellaneous	0	3	8	4	12	7	34
<b>SUBTOTAL</b>	<b>0</b>	<b>29</b>	<b>139</b>	<b>96</b>	<b>109</b>	<b>108</b>	<b>481</b>
<b>NONCRIMINAL INCIDENTS</b>							
Person Missing or Found	0	1	0	1	1	2	5
Juvenile, Noncriminal	0	0	2	2	1	5	10
Commitment	0	0	0	0	0	0	0
Miscellaneous, Noncriminal	0	0	0	0	0	1	1
Suicide and Attempt	0	0	0	0	0	0	0
Mentally Ill	0	0	0	0	0	0	0
Accident, Traffic - Vehicle/Boat	0	0	0	0	0	0	0
Accident, Miscellaneous	0	0	0	0	0	0	0
Person Dead	0	0	0	0	0	0	0
<b>SUBTOTAL</b>	<b>0</b>	<b>1</b>	<b>2</b>	<b>3</b>	<b>2</b>	<b>8</b>	<b>16</b>
<b>GRAND TOTAL</b>	<b>1</b>	<b>39</b>	<b>185</b>	<b>149</b>	<b>172</b>	<b>189</b>	<b>735</b>

**LOS ANGELES COUNTY SHERIFF'S DEPARTMENT**  
**2019 DEPARTMENT**  
**DOMESTIC VIOLENCE**

	Total*		Percent Change (%)	Weapon Involved	No Weapon Involved
	2018	2019			
<b>NORTH PATROL DIVISION</b>	<b>3,755</b>	<b>3,518</b>	<b>-6</b>	<b>3,046</b>	<b>472</b>
Lancaster Sheriff's Station	1,770	1,715	-3	1,448	267
Malibu/Lost Hills Sheriff's Station	149	159	7	137	22
Palmdale Sheriff's Station	1,020	875	-14	777	98
Santa Clarita Valley Sheriff's Station	578	568	-2	500	68
West Hollywood Sheriff's Station	238	201	-16	184	17
<b>CENTRAL PATROL DIVISION</b>	<b>2,816</b>	<b>2,860</b>	<b>2</b>	<b>2,402</b>	<b>458</b>
Avalon Sheriff's Station	23	39	70	34	5
Century Sheriff's Station	888	876	-1	748	128
Compton Sheriff's Station	594	551	-7	486	65
East Los Angeles Sheriff's Station	782	815	4	602	213
Marina del Rey Sheriff's Station	75	89	19	67	22
South Los Angeles Sheriff's Station	454	490	8	465	25
<b>SOUTH PATROL DIVISION</b>	<b>2,480</b>	<b>2,327</b>	<b>-6</b>	<b>1,815</b>	<b>512</b>
Carson Sheriff's Station	368	334	-9	291	43
Cerritos Sheriff's Station	87	76	-13	51	25
Lakewood Sheriff's Station	877	898	2	738	160
Lomita Sheriff's Station	137	114	-17	82	32
Norwalk Sheriff's Station	714	573	-20	424	149
Pico Rivera Sheriff's Station	297	332	12	229	103
<b>EAST PATROL DIVISION</b>	<b>1,586</b>	<b>1,560</b>	<b>-2</b>	<b>1,154</b>	<b>406</b>
Altadena Sheriff's Station	113	110	-3	80	30
Crescenta Valley Sheriff's Station	61	40	-34	31	9
Industry Sheriff's Station	486	473	-3	360	113
San Dimas Sheriff's Station	193	205	6	158	47
Temple Sheriff's Station	558	545	-2	366	179
Walnut/Diamond Bar Sheriff's Station	175	187	7	159	28
<b>SPECIAL OPERATIONS DIVISION</b>	<b>21</b>	<b>36</b>	<b>71</b>	<b>34</b>	<b>2</b>
Special Operations Division	21	36	71	34	2
<b>MISCELLANEOUS UNITS</b>	<b>14</b>	<b>6</b>	<b>-57</b>	<b>5</b>	<b>1</b>
<b>DEPARTMENT TOTAL</b>	<b>10,672</b>	<b>10,307</b>	<b>-3</b>	<b>8,456</b>	<b>1,851</b>

\*Actual Offenses (unfounded not included)

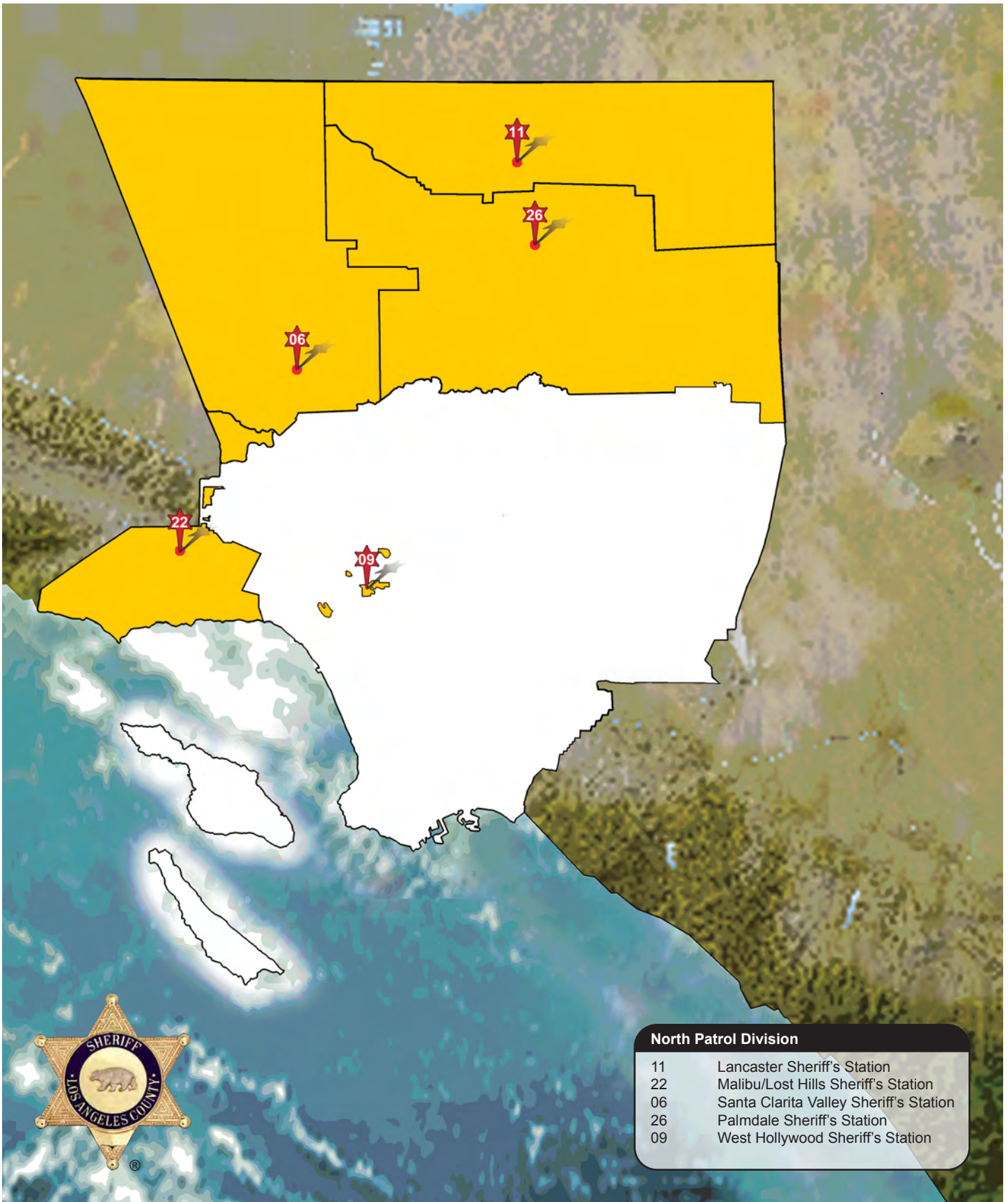




# NORTH PATROL DIVISION



LOS ANGELES COUNTY SHERIFF'S DEPARTMENT  
2019 LASD PATROL DIVISION  
NORTH PATROL DIVISION PATROL AREA MAP





**LOS ANGELES COUNTY SHERIFF'S DEPARTMENT**  
**2019 NORTH PATROL DIVISION**  
**SYNOPSIS**

	Calendar Year 2018	Calendar Year 2019	Percent Change (%)	Crime Rate Per 10,000 Population	
				2018	2019

<b>TOTAL REPORTED INCIDENTS</b>	<b>78,912</b>	<b>79,982</b>	<b>1</b>		
---------------------------------	---------------	---------------	----------	--	--

<b>PART I CRIMES</b>	<b>17,465</b>	<b>16,194</b>	<b>-7</b>	<b>214.69</b>	<b>201.66</b>
Criminal Homicide	37	36	-3	0.45	0.45
Rape	319	336	5	3.92	4.18
Robbery	782	916	17	9.61	11.41
Aggravated Assault	1,799	1,824	1	22.11	22.71
Burglary	3,159	2,637	-17	38.83	32.84
Larceny Theft	9,156	8,532	-7	112.55	106.25
Grand Theft Auto	2,059	1,766	-14	25.31	21.99
Arson	154	147	-5	1.89	1.83

<b>PART II CRIMES</b>	<b>26,595</b>	<b>27,580</b>	<b>4</b>	<b>326.93</b>	<b>343.45</b>
-----------------------	---------------	---------------	----------	---------------	---------------

<b>NONCRIMINAL INCIDENTS</b>	<b>34,852</b>	<b>36,208</b>	<b>4</b>		
------------------------------	---------------	---------------	----------	--	--

<b>TOTAL ARRESTS</b>	<b>26,243</b>	<b>28,131</b>	<b>7</b>		
Adult Arrests	25,133	26,839	7		
Juvenile Arrests	1,110	1,292	16		

**PART I CRIMES STOLEN AND  
RECOVERED PROPERTY  
AMOUNT**

Stolen Property	\$52,048,503	\$64,676,348	24		
Recovered Property	\$15,698,056	\$15,791,843	1		
Percent Recovered (%)	30	24			

	Area in Square Miles 2019	Population 2019	Crime Rate Per 10,000 Population Part I Crimes		Percent Change (%)
			2018	2019	
<b>TOTAL AREA</b>	2,207.52	803,031	214.69	201.66	-6
Unincorporated	1,890.24	162,919	169.28	153.94	-9
Contract Cities	317.28	640,111	226.13	213.81	-5

**LOS ANGELES COUNTY SHERIFF'S DEPARTMENT**  
**2019 NORTH PATROL DIVISION**  
**INCIDENT AND ARREST SUMMARY**

	Reported Incidents	Adults Arrested	Juveniles Arrested	Total Arrested
<b>PART I CRIMES</b>				
Criminal Homicide	36	23	0	23
Rape	336	34	1	35
Robbery	916	360	95	455
Aggravated Assault	1,824	1,708	106	1,814
Burglary	2,637	397	69	466
Larceny Theft	8,532	781	62	843
Grand Theft Auto	1,766	399	52	451
Arson	147	27	2	29
<b>SUBTOTAL</b>	<b>16,194</b>	<b>3,729</b>	<b>387</b>	<b>4,116</b>
<b>PART II CRIMES</b>				
Forgery	496	63	2	65
Fraud and NSF Checks	2,150	208	2	210
Sex Offense, Felony	364	93	3	96
Sex Offense, Misdemeanor	276	38	5	43
Non-aggravated Assault	4,985	1,263	265	1,528
Weapon	979	819	80	899
Offense Against Family	521	197	2	199
Narcotic	3,710	4,756	38	4,794
Liquor/Tobacco	53	8	4	12
Drunk - Alcohol/Drug	786	824	4	828
Disorderly Conduct	282	61	129	190
Vagrancy/Quality of Life	18	12	0	12
Gambling	14	12	3	15
Drunk Driving - Vehicle/Boat	1,317	1,517	4	1,521
Vehicle/Boating	5,474	3,167	68	3,235
Vandalism	2,581	218	54	272
Warrant	46	7,954	93	8,047
Receiving Stolen Property	36	90	3	93
Federal Offense Without Money	3	14	0	14
Federal Offense With Money	201	0	0	0
Felony, Miscellaneous	854	552	56	608
Misdemeanor, Miscellaneous	2,434	1,223	75	1,298
<b>SUBTOTAL</b>	<b>27,580</b>	<b>23,089</b>	<b>890</b>	<b>23,979</b>
<b>NONCRIMINAL INCIDENTS</b>				
Person Missing or Found	1,852	0	5	5
Juvenile, Noncriminal	2,713	0	6	6
Commitment	2	0	0	0
Miscellaneous, Noncriminal	22,717	21	4	25
Suicide and Attempt	313	0	0	0
Mentally Ill	2,536	0	0	0
Accident, Traffic - Vehicle/Boat	5,541	0	0	0
Accident, Miscellaneous	19	0	0	0
Person Dead	515	0	0	0
<b>SUBTOTAL</b>	<b>36,208</b>	<b>21</b>	<b>15</b>	<b>36</b>
<b>CALENDAR YEAR 2019</b>	<b>79,982</b>	<b>26,839</b>	<b>1,292</b>	<b>28,131</b>
<b>CALENDAR YEAR 2018</b>	<b>78,912</b>	<b>25,133</b>	<b>1,110</b>	<b>26,243</b>
<b>% CHANGE 2018 TO 2019</b>	<b>1</b>	<b>7</b>	<b>16</b>	<b>7</b>

**LOS ANGELES COUNTY SHERIFF'S DEPARTMENT  
2019 NORTH PATROL DIVISION  
PART I ACTUAL OFFENSES\* CLEARED**

	<b>Actual Offenses*</b>	<b>Number Cleared</b>	<b>Percent Cleared (%)</b>
<b>Criminal Homicide</b>	<b>30</b>	<b>17</b>	<b>57</b>
<b>Rape</b>	<b>322</b>	<b>244</b>	<b>76</b>
<b>Robbery</b>	<b>908</b>	<b>472</b>	<b>52</b>
<b>Aggravated Assault</b>	<b>1,817</b>	<b>1,365</b>	<b>75</b>
<b>Burglary</b>	<b>2,613</b>	<b>476</b>	<b>18</b>
<b>Larceny Theft</b>	<b>8,492</b>	<b>1,345</b>	<b>16</b>
<b>Grand Theft Auto</b>	<b>1,750</b>	<b>263</b>	<b>15</b>
<b>Arson</b>	<b>146</b>	<b>43</b>	<b>29</b>
<b>TOTAL PART I OFFENSES</b>	<b>16,078</b>	<b>4,225</b>	<b>26</b>

\* Actual offenses (unfounded not included)

## LOS ANGELES COUNTY SHERIFF'S DEPARTMENT

## 2019 NORTH PATROL DIVISION

## MALE ADULT ARRESTS BY AGE

	18	19	20	21	22	23	24
<b>PART I CRIMES</b>							
Criminal Homicide	2	1	2	0	0	0	1
Rape	0	1	1	1	1	0	1
Robbery	24	20	16	18	16	12	7
Aggravated Assault	28	34	28	25	36	35	48
Burglary	15	8	10	13	13	12	12
Larceny Theft	16	17	10	18	15	23	9
Grand Theft Auto	11	8	7	17	14	11	25
Arson	0	0	0	0	0	0	0
<b>SUBTOTAL</b>	<b>96</b>	<b>89</b>	<b>74</b>	<b>92</b>	<b>95</b>	<b>93</b>	<b>103</b>
<b>PART II CRIMES</b>							
Forgery	1	1	2	1	1	3	0
Fraud and NSF Checks	1	3	1	1	4	10	7
Sex Offense, Felony	1	2	4	0	2	1	1
Sex Offense, Misdemeanor	0	4	0	0	1	1	0
Non-aggravated Assault	13	17	18	16	23	27	31
Weapon	18	10	16	17	27	29	17
Offense Against Family	0	1	4	4	5	2	6
Narcotic	25	37	34	51	85	135	109
Liquor/Tobacco	0	0	1	0	0	0	0
Drunk - Alcohol/Drug	3	7	9	11	19	24	23
Disorderly Conduct	5	2	1	2	1	2	1
Vagrancy/Quality of Life	1	0	0	0	0	1	0
Gambling	0	0	0	2	0	1	0
Drunk Driving - Vehicle/Boat	10	18	29	43	37	34	55
Vehicle/Boating	45	51	79	71	75	96	97
Vandalism	3	9	5	5	7	7	6
Warrant	40	61	90	111	139	191	179
Receiving Stolen Property	0	2	2	2	4	5	4
Federal Offense Without Money	0	0	1	0	1	0	0
Federal Offense With Money	0	0	0	0	0	0	0
Felony, Miscellaneous	11	12	17	18	9	15	14
Misdemeanor, Miscellaneous	8	2	17	13	29	25	22
<b>SUBTOTAL</b>	<b>185</b>	<b>239</b>	<b>330</b>	<b>368</b>	<b>469</b>	<b>609</b>	<b>572</b>
<b>NONCRIMINAL INCIDENTS</b>							
Person Missing or Found	0	0	0	0	0	0	0
Juvenile, Noncriminal	0	0	0	0	0	0	0
Commitment	0	0	0	0	0	0	0
Miscellaneous, Noncriminal	0	0	0	3	0	0	0
Suicide and Attempt	0	0	0	0	0	0	0
Mentally Ill	0	0	0	0	0	0	0
Accident, Traffic - Vehicle/Boat	0	0	0	0	0	0	0
Accident, Miscellaneous	0	0	0	0	0	0	0
Person Dead	0	0	0	0	0	0	0
<b>SUBTOTAL</b>	<b>0</b>	<b>0</b>	<b>0</b>	<b>3</b>	<b>0</b>	<b>0</b>	<b>0</b>
<b>GRAND TOTAL</b>	<b>281</b>	<b>328</b>	<b>404</b>	<b>463</b>	<b>564</b>	<b>702</b>	<b>675</b>

**LOS ANGELES COUNTY SHERIFF'S DEPARTMENT**

**2019 NORTH PATROL DIVISION**

**MALE ADULT ARRESTS BY AGE**

	25-29	30-34	35-39	40-44	45-49	50+	Total
<b>PART I CRIMES</b>							
Criminal Homicide	3	1	2	1	1	3	17
Rape	5	4	3	3	0	13	33
Robbery	49	36	24	8	15	23	268
Aggravated Assault	226	188	172	107	95	159	1,181
Burglary	63	46	49	26	27	24	318
Larceny Theft	104	77	66	29	35	63	482
Grand Theft Auto	61	60	46	26	12	22	320
Arson	5	7	3	0	2	2	19
<b>SUBTOTAL</b>	<b>516</b>	<b>419</b>	<b>365</b>	<b>200</b>	<b>187</b>	<b>309</b>	<b>2,638</b>
<b>PART II CRIMES</b>							
Forgery	10	8	4	10	3	2	46
Fraud and NSF Checks	29	25	23	18	11	10	143
Sex Offense, Felony	10	16	8	7	11	26	89
Sex Offense, Misdemeanor	4	6	2	3	1	9	31
Non-aggravated Assault	176	134	111	72	71	143	852
Weapon	129	161	100	72	49	94	739
Offense Against Family	31	29	30	14	14	24	164
Narcotic	798	763	549	369	309	466	3,730
Liquor/Tobacco	1	1	1	1	0	1	6
Drunk - Alcohol/Drug	118	119	72	55	54	131	645
Disorderly Conduct	8	7	6	3	4	6	48
Vagrancy/Quality of Life	1	3	0	1	1	3	11
Gambling	2	2	1	0	1	2	11
Drunk Driving - Vehicle/Boat	262	160	134	93	87	176	1,138
Vehicle/Boating	484	357	266	185	150	344	2,300
Vandalism	24	36	21	19	10	23	175
Warrant	1,153	1,136	805	568	446	1,136	6,055
Receiving Stolen Property	11	15	8	4	5	8	70
Federal Offense Without Money	3	2	0	3	0	2	12
Federal Offense With Money	0	0	0	0	0	0	0
Felony, Miscellaneous	77	69	65	41	32	64	444
Misdemeanor, Miscellaneous	183	164	128	94	77	221	983
<b>SUBTOTAL</b>	<b>3,514</b>	<b>3,213</b>	<b>2,334</b>	<b>1,632</b>	<b>1,336</b>	<b>2,891</b>	<b>17,692</b>
<b>NONCRIMINAL INCIDENTS</b>							
Person Missing or Found	0	0	0	0	0	0	0
Juvenile, Noncriminal	0	0	0	0	0	0	0
Commitment	0	0	0	0	0	0	0
Miscellaneous, Noncriminal	4	1	2	5	1	4	20
Suicide and Attempt	0	0	0	0	0	0	0
Mentally Ill	0	0	0	0	0	0	0
Accident, Traffic - Vehicle/Boat	0	0	0	0	0	0	0
Accident, Miscellaneous	0	0	0	0	0	0	0
Person Dead	0	0	0	0	0	0	0
<b>SUBTOTAL</b>	<b>4</b>	<b>1</b>	<b>2</b>	<b>5</b>	<b>1</b>	<b>4</b>	<b>20</b>
<b>GRAND TOTAL</b>	<b>4,034</b>	<b>3,633</b>	<b>2,701</b>	<b>1,837</b>	<b>1,524</b>	<b>3,204</b>	<b>20,350</b>

**LOS ANGELES COUNTY SHERIFF'S DEPARTMENT**  
**2019 NORTH PATROL DIVISION**  
**MALE JUVENILE ARRESTS BY AGE**

	0-10	11-12	13-14	15	16	17	Total
<b>PART I CRIMES</b>							
Criminal Homicide	0	0	0	0	0	0	0
Rape	0	0	0	0	1	0	1
Robbery	0	0	22	22	25	17	86
Aggravated Assault	0	4	18	12	22	24	80
Burglary	0	2	19	16	19	8	64
Larceny Theft	0	2	13	7	9	8	39
Grand Theft Auto	0	0	6	7	11	11	35
Arson	0	0	0	0	0	0	0
<b>SUBTOTAL</b>	<b>0</b>	<b>8</b>	<b>78</b>	<b>64</b>	<b>87</b>	<b>68</b>	<b>305</b>
<b>PART II CRIMES</b>							
Forgery	0	0	0	0	1	1	2
Fraud and NSF Checks	0	0	0	0	0	1	1
Sex Offense, Felony	0	0	2	1	0	0	3
Sex Offense, Misdemeanor	0	0	5	0	0	0	5
Non-aggravated Assault	0	5	52	32	37	33	159
Weapon	0	2	10	15	17	20	64
Offense Against Family	0	0	1	0	0	0	1
Narcotic	0	1	4	5	5	9	24
Liquor/Tobacco	0	0	1	3	0	0	4
Drunk - Alcohol/Drug	0	0	0	0	1	1	2
Disorderly Conduct	0	0	22	17	19	15	73
Vagrancy/Quality of Life	0	0	0	0	0	0	0
Gambling	0	0	0	1	0	1	2
Drunk Driving - Vehicle/Boat	0	0	0	0	0	2	2
Vehicle/Boating	0	0	2	7	10	29	48
Vandalism	0	3	16	8	7	12	46
Warrant	0	1	12	12	24	26	75
Receiving Stolen Property	0	0	2	1	0	0	3
Federal Offense Without Money	0	0	0	0	0	0	0
Federal Offense With Money	0	0	0	0	0	0	0
Felony, Miscellaneous	1	1	12	18	9	10	51
Misdemeanor, Miscellaneous	0	3	25	9	12	6	55
<b>SUBTOTAL</b>	<b>1</b>	<b>16</b>	<b>166</b>	<b>129</b>	<b>142</b>	<b>166</b>	<b>620</b>
<b>NONCRIMINAL INCIDENTS</b>							
Person Missing or Found	0	0	2	0	1	0	3
Juvenile, Noncriminal	0	0	0	0	0	1	1
Commitment	0	0	0	0	0	0	0
Miscellaneous, Noncriminal	0	0	0	1	2	1	4
Suicide and Attempt	0	0	0	0	0	0	0
Mentally Ill	0	0	0	0	0	0	0
Accident, Traffic - Vehicle/Boat	0	0	0	0	0	0	0
Accident, Miscellaneous	0	0	0	0	0	0	0
Person Dead	0	0	0	0	0	0	0
<b>SUBTOTAL</b>	<b>0</b>	<b>0</b>	<b>2</b>	<b>1</b>	<b>3</b>	<b>2</b>	<b>8</b>
<b>GRAND TOTAL</b>	<b>1</b>	<b>24</b>	<b>246</b>	<b>194</b>	<b>232</b>	<b>236</b>	<b>933</b>

**LOS ANGELES COUNTY SHERIFF'S DEPARTMENT**  
**2019 NORTH PATROL DIVISION**  
**FEMALE ADULT ARRESTS BY AGE**

	18	19	20	21	22	23	24
<b>PART I CRIMES</b>							
Criminal Homicide	0	2	0	1	0	0	0
Rape	0	0	0	0	0	0	0
Robbery	3	7	6	2	5	6	3
Aggravated Assault	13	11	19	25	16	22	19
Burglary	3	3	3	5	4	1	1
Larceny Theft	10	11	13	13	8	13	9
Grand Theft Auto	1	3	3	0	5	2	3
Arson	1	0	0	0	0	0	0
<b>SUBTOTAL</b>	<b>31</b>	<b>37</b>	<b>44</b>	<b>46</b>	<b>38</b>	<b>44</b>	<b>35</b>
<b>PART II CRIMES</b>							
Forgery	0	1	0	1	0	0	0
Fraud and NSF Checks	1	1	0	1	1	2	2
Sex Offense, Felony	0	0	0	0	0	0	1
Sex Offense, Misdemeanor	0	1	1	0	0	0	0
Non-aggravated Assault	14	12	14	17	15	13	14
Weapon	1	4	2	2	5	0	4
Offense Against Family	1	0	0	2	2	1	2
Narcotic	12	11	21	29	38	30	37
Liquor/Tobacco	1	0	0	0	0	0	0
Drunk - Alcohol/Drug	4	1	2	2	6	1	6
Disorderly Conduct	2	0	0	0	0	0	0
Vagrancy/Quality of Life	0	0	1	0	0	0	0
Gambling	0	0	0	0	0	0	0
Drunk Driving - Vehicle/Boat	2	9	10	18	11	18	20
Vehicle/Boating	17	16	20	29	37	36	41
Vandalism	0	1	0	2	2	1	1
Warrant	11	25	24	43	47	68	61
Receiving Stolen Property	0	1	0	1	0	0	0
Federal Offense Without Money	1	0	0	0	0	0	0
Federal Offense With Money	0	0	0	0	0	0	0
Felony, Miscellaneous	4	0	2	2	4	2	6
Misdemeanor, Miscellaneous	1	5	3	1	5	12	6
<b>SUBTOTAL</b>	<b>72</b>	<b>88</b>	<b>100</b>	<b>150</b>	<b>173</b>	<b>184</b>	<b>201</b>
<b>NONCRIMINAL INCIDENTS</b>							
Person Missing or Found	0	0	0	0	0	0	0
Juvenile, Noncriminal	0	0	0	0	0	0	0
Commitment	0	0	0	0	0	0	0
Miscellaneous, Noncriminal	0	0	0	0	0	0	0
Suicide and Attempt	0	0	0	0	0	0	0
Mentally Ill	0	0	0	0	0	0	0
Accident, Traffic - Vehicle/Boat	0	0	0	0	0	0	0
Accident, Miscellaneous	0	0	0	0	0	0	0
Person Dead	0	0	0	0	0	0	0
<b>SUBTOTAL</b>	<b>0</b>	<b>0</b>	<b>0</b>	<b>0</b>	<b>0</b>	<b>0</b>	<b>0</b>
<b>GRAND TOTAL</b>	<b>103</b>	<b>125</b>	<b>144</b>	<b>196</b>	<b>211</b>	<b>228</b>	<b>236</b>



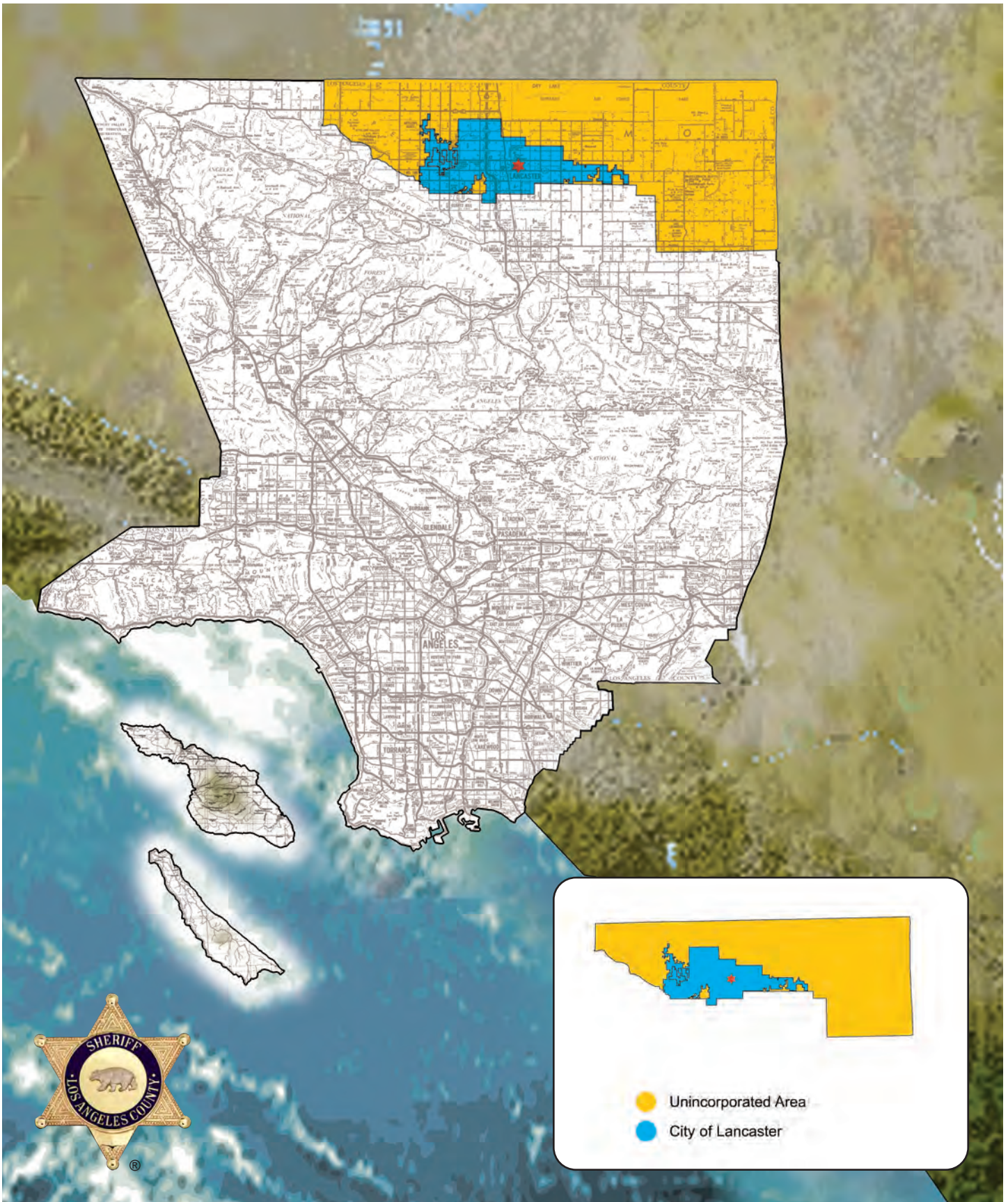
**LOS ANGELES COUNTY SHERIFF'S DEPARTMENT**  
**2019 NORTH PATROL DIVISION**  
**FEMALE ADULT ARRESTS BY AGE**

	25-29	30-34	35-39	40-44	45-49	50+	Total
<b>PART I CRIMES</b>							
Criminal Homicide	1	1	0	0	0	1	6
Rape	0	0	0	0	0	1	1
Robbery	13	20	10	6	3	8	92
Aggravated Assault	104	90	69	48	33	57	526
Burglary	10	16	12	11	4	6	79
Larceny Theft	56	46	27	23	17	53	299
Grand Theft Auto	17	19	11	7	5	3	79
Arson	1	2	2	1	0	1	8
<b>SUBTOTAL</b>	<b>202</b>	<b>194</b>	<b>131</b>	<b>96</b>	<b>62</b>	<b>130</b>	<b>1,090</b>
<b>PART II CRIMES</b>							
Forgery	8	1	3	0	1	2	17
Fraud and NSF Checks	14	17	12	6	4	4	65
Sex Offense, Felony	0	0	0	0	1	2	4
Sex Offense, Misdemeanor	2	0	1	0	1	1	7
Non-aggravated Assault	69	74	50	30	31	58	411
Weapon	22	9	13	8	5	5	80
Offense Against Family	6	4	3	6	2	4	33
Narcotic	203	201	167	111	74	92	1,026
Liquor/Tobacco	0	0	0	0	1	0	2
Drunk - Alcohol/Drug	32	27	25	9	24	40	179
Disorderly Conduct	2	3	3	0	0	3	13
Vagrancy/Quality of Life	0	0	0	0	0	0	1
Gambling	0	0	1	0	0	0	1
Drunk Driving - Vehicle/Boat	79	43	46	24	32	65	377
Vehicle/Boating	176	148	86	93	58	110	867
Vandalism	9	6	13	3	2	3	43
Warrant	388	351	298	203	140	240	1,899
Receiving Stolen Property	3	6	2	4	3	0	20
Federal Offense Without Money	0	0	0	0	0	1	2
Federal Offense With Money	0	0	0	0	0	0	0
Felony, Miscellaneous	24	18	17	12	5	12	108
Misdemeanor, Miscellaneous	51	32	39	22	22	41	240
<b>SUBTOTAL</b>	<b>1,088</b>	<b>940</b>	<b>779</b>	<b>531</b>	<b>406</b>	<b>683</b>	<b>5,395</b>
<b>NONCRIMINAL INCIDENTS</b>							
Person Missing or Found	0	0	0	0	0	0	0
Juvenile, Noncriminal	0	0	0	0	0	0	0
Commitment	0	0	0	0	0	0	0
Miscellaneous, Noncriminal	0	0	0	0	1	0	1
Suicide and Attempt	0	0	0	0	0	0	0
Mentally Ill	0	0	0	0	0	0	0
Accident, Traffic - Vehicle/Boat	0	0	0	0	0	0	0
Accident, Miscellaneous	0	0	0	0	0	0	0
Person Dead	0	0	0	0	0	0	0
<b>SUBTOTAL</b>	<b>0</b>	<b>0</b>	<b>0</b>	<b>0</b>	<b>1</b>	<b>0</b>	<b>1</b>
<b>GRAND TOTAL</b>	<b>1,290</b>	<b>1,134</b>	<b>910</b>	<b>627</b>	<b>469</b>	<b>813</b>	<b>6,486</b>

**LOS ANGELES COUNTY SHERIFF'S DEPARTMENT**  
**2019 NORTH PATROL DIVISION**  
**FEMALE JUVENILE ARRESTS BY AGE**

	0-10	11-12	13-14	15	16	17	Total
<b>PART I CRIMES</b>							
Criminal Homicide	0	0	0	0	0	0	0
Rape	0	0	0	0	0	0	0
Robbery	0	0	1	2	3	3	9
Aggravated Assault	0	2	5	5	4	10	26
Burglary	1	0	1	1	0	2	5
Larceny Theft	0	2	3	5	7	6	23
Grand Theft Auto	0	0	1	5	5	6	17
Arson	0	0	2	0	0	0	2
<b>SUBTOTAL</b>	<b>1</b>	<b>4</b>	<b>13</b>	<b>18</b>	<b>19</b>	<b>27</b>	<b>82</b>
<b>PART II CRIMES</b>							
Forgery	0	0	0	0	0	0	0
Fraud and NSF Checks	0	0	0	1	0	0	1
Sex Offense, Felony	0	0	0	0	0	0	0
Sex Offense, Misdemeanor	0	0	0	0	0	0	0
Non-aggravated Assault	0	12	33	25	21	15	106
Weapon	0	0	5	6	4	1	16
Offense Against Family	0	1	0	0	0	0	1
Narcotic	0	0	2	4	4	4	14
Liquor/Tobacco	0	0	0	0	0	0	0
Drunk - Alcohol/Drug	0	0	0	0	2	0	2
Disorderly Conduct	0	3	22	11	11	9	56
Vagrancy/Quality of Life	0	0	0	0	0	0	0
Gambling	0	0	0	0	0	1	1
Drunk Driving - Vehicle/Boat	0	0	0	0	0	2	2
Vehicle/Boating	0	0	1	4	5	10	20
Vandalism	0	0	4	0	3	1	8
Warrant	0	0	2	3	4	9	18
Receiving Stolen Property	0	0	0	0	0	0	0
Federal Offense Without Money	0	0	0	0	0	0	0
Federal Offense With Money	0	0	0	0	0	0	0
Felony, Miscellaneous	0	1	1	1	1	1	5
Misdemeanor, Miscellaneous	0	1	5	1	8	5	20
<b>SUBTOTAL</b>	<b>0</b>	<b>18</b>	<b>75</b>	<b>56</b>	<b>63</b>	<b>58</b>	<b>270</b>
<b>NONCRIMINAL INCIDENTS</b>							
Person Missing or Found	0	0	0	0	1	1	2
Juvenile, Noncriminal	0	0	0	1	0	4	5
Commitment	0	0	0	0	0	0	0
Miscellaneous, Noncriminal	0	0	0	0	0	0	0
Suicide and Attempt	0	0	0	0	0	0	0
Mentally Ill	0	0	0	0	0	0	0
Accident, Traffic - Vehicle/Boat	0	0	0	0	0	0	0
Accident, Miscellaneous	0	0	0	0	0	0	0
Person Dead	0	0	0	0	0	0	0
<b>SUBTOTAL</b>	<b>0</b>	<b>0</b>	<b>0</b>	<b>1</b>	<b>1</b>	<b>5</b>	<b>7</b>
<b>GRAND TOTAL</b>	<b>1</b>	<b>22</b>	<b>88</b>	<b>75</b>	<b>83</b>	<b>90</b>	<b>359</b>

LOS ANGELES COUNTY SHERIFF'S DEPARTMENT  
2019 NORTH PATROL DIVISION  
LANCASTER SHERIFF'S STATION PATROL AREA MAP





**LOS ANGELES COUNTY SHERIFF'S DEPARTMENT  
2019 LANCASTER SHERIFF'S STATION  
SYNOPSIS**

	Calendar Year 2018	Calendar Year 2019	Percent Change (%)	Crime Rate Per 10,000 Population	
				2018	2019

<b>TOTAL REPORTED INCIDENTS</b>	<b>26,603</b>	<b>26,948</b>	<b>1</b>		
---------------------------------	---------------	---------------	----------	--	--

<b>PART I CRIMES</b>	<b>5,738</b>	<b>5,391</b>	<b>-6</b>	<b>296.33</b>	<b>277.87</b>
Criminal Homicide	11	13	18	0.57	0.67
Rape	116	141	22	5.99	7.27
Robbery	319	404	27	16.47	20.82
Aggravated Assault	919	967	5	47.46	49.84
Burglary	1,150	933	-19	59.39	48.09
Larceny Theft	2,327	2,126	-9	120.17	109.58
Grand Theft Auto	841	729	-13	43.43	37.58
Arson	55	78	42	2.84	4.02

<b>PART II CRIMES</b>	<b>9,267</b>	<b>9,425</b>	<b>2</b>	<b>478.58</b>	<b>485.80</b>
-----------------------	--------------	--------------	----------	---------------	---------------

<b>NONCRIMINAL INCIDENTS</b>	<b>11,598</b>	<b>12,132</b>	<b>5</b>		
------------------------------	---------------	---------------	----------	--	--

<b>TOTAL ARRESTS</b>	<b>8,830</b>	<b>9,346</b>	<b>6</b>		
----------------------	--------------	--------------	----------	--	--

Adult Arrests	8,334	8,712	5		
Juvenile Arrests	496	634	28		

**PART I CRIMES STOLEN AND  
RECOVERED PROPERTY  
AMOUNT**

Stolen Property	\$9,891,252	\$10,048,496	2		
Recovered Property	\$5,025,540	\$5,137,468	2		
Percent Recovered (%)	51	51			

	Area in Square Miles 2019	Population 2019	Crime Rate Per 10,000 Population Part I Crimes		Percent Change (%)
			2018	2019	
<b>TOTAL AREA</b>	600.69	194,010	296.33	277.87	-6
Unincorporated	506.16	32,106	212.62	189.69	-11
City of Lancaster	94.53	161,904	313.04	295.36	-6

**LOS ANGELES COUNTY SHERIFF'S DEPARTMENT  
2019 LANCASTER SHERIFF'S STATION  
INCIDENT AND ARREST SUMMARY**

	Reported Incidents	Adults Arrested	Juveniles Arrested	Total Arrested
<b>PART I CRIMES</b>				
Criminal Homicide	13	14	0	14
Rape	141	20	0	20
Robbery	404	176	54	230
Aggravated Assault	967	816	63	879
Burglary	933	163	43	206
Larceny Theft	2,126	143	19	162
Grand Theft Auto	729	124	19	143
Arson	78	14	1	15
<b>SUBTOTAL</b>	<b>5,391</b>	<b>1,470</b>	<b>199</b>	<b>1,669</b>
<b>PART II CRIMES</b>				
Forgery	137	15	0	15
Fraud and NSF Checks	547	48	0	48
Sex Offense, Felony	151	42	0	42
Sex Offense, Misdemeanor	106	11	1	12
Non-aggravated Assault	2,159	465	147	612
Weapon	396	309	15	324
Offense Against Family	295	93	1	94
Narcotic	925	1,024	17	1,041
Liquor/Tobacco	10	1	0	1
Drunk - Alcohol/Drug	170	177	1	178
Disorderly Conduct	129	31	107	138
Vagrancy/Quality of Life	13	6	0	6
Gambling	11	9	3	12
Drunk Driving - Vehicle/Boat	308	334	1	335
Vehicle/Boating	2,047	1,376	30	1,406
Vandalism	873	65	12	77
Warrant	16	2,522	46	2,568
Receiving Stolen Property	4	21	1	22
Federal Offense Without Money	2	2	0	2
Federal Offense With Money	84	0	0	0
Felony, Miscellaneous	387	256	26	282
Misdemeanor, Miscellaneous	655	435	23	458
<b>SUBTOTAL</b>	<b>9,425</b>	<b>7,242</b>	<b>431</b>	<b>7,673</b>
<b>NONCRIMINAL INCIDENTS</b>				
Person Missing or Found	887	0	1	1
Juvenile, Noncriminal	914	0	3	3
Commitment	0	0	0	0
Miscellaneous, Noncriminal	6,963	0	0	0
Suicide and Attempt	139	0	0	0
Mentally Ill	1,007	0	0	0
Accident, Traffic - Vehicle/Boat	2,030	0	0	0
Accident, Miscellaneous	7	0	0	0
Person Dead	185	0	0	0
<b>SUBTOTAL</b>	<b>12,132</b>	<b>0</b>	<b>4</b>	<b>4</b>
<b>CALENDAR YEAR 2019</b>	<b>26,948</b>	<b>8,712</b>	<b>634</b>	<b>9,346</b>
<b>CALENDAR YEAR 2018</b>	<b>26,603</b>	<b>8,334</b>	<b>496</b>	<b>8,830</b>
<b>% CHANGE 2018 TO 2019</b>	<b>1</b>	<b>5</b>	<b>28</b>	<b>6</b>

**LOS ANGELES COUNTY SHERIFF'S DEPARTMENT  
2019 LANCASTER SHERIFF'S STATION  
PART I ACTUAL OFFENSES\* CLEARED**

	Station Total	Unincorporated	City of Lancaster
<b>Criminal Homicide</b>	<b>10</b>	<b>3</b>	<b>7</b>
Number Cleared	7	2	5
Percent Cleared (%)	70	67	71
<b>Rape</b>	<b>136</b>	<b>22</b>	<b>114</b>
Number Cleared	115	15	100
Percent Cleared (%)	85	68	88
<b>Robbery</b>	<b>401</b>	<b>27</b>	<b>374</b>
Number Cleared	226	14	212
Percent Cleared (%)	56	52	57
<b>Aggravated Assault</b>	<b>962</b>	<b>98</b>	<b>864</b>
Number Cleared	717	61	656
Percent Cleared (%)	75	62	76
<b>Burglary</b>	<b>926</b>	<b>134</b>	<b>792</b>
Number Cleared	192	24	168
Percent Cleared (%)	21	18	21
<b>Larceny Theft</b>	<b>2,123</b>	<b>207</b>	<b>1,916</b>
Number Cleared	335	20	315
Percent Cleared (%)	16	10	16
<b>Grand Theft Auto</b>	<b>726</b>	<b>88</b>	<b>638</b>
Number Cleared	111	8	103
Percent Cleared (%)	15	9	16
<b>Arson</b>	<b>77</b>	<b>28</b>	<b>49</b>
Number Cleared	21	6	15
Percent Cleared (%)	27	21	31
<b>TOTAL PART I OFFENSES</b>	<b>5,361</b>	<b>607</b>	<b>4,754</b>
Number Cleared	1,724	150	1,574
Percent Cleared (%)	32	25	33

\* Actual offenses (unfounded not included)

**LOS ANGELES COUNTY SHERIFF'S DEPARTMENT**  
**2019 LANCASTER SHERIFF'S STATION**  
**COMPARISON OF INCIDENTS BY CITY/AREA**

	Unincorporated	City of Lancaster	Other	Total
<b>PART I CRIMES</b>				
Criminal Homicide	3	10	0	13
Rape	23	118	0	141
Robbery	27	377	0	404
Aggravated Assault	98	869	0	967
Burglary	135	798	0	933
Larceny Theft	207	1,919	0	2,126
Grand Theft Auto	88	641	0	729
Arson	28	50	0	78
<b>SUBTOTAL</b>	<b>609</b>	<b>4,782</b>	<b>0</b>	<b>5,391</b>
<b>PART II CRIMES</b>				
Forgery	19	118	0	137
Fraud and NSF Checks	60	487	0	547
Sex Offense, Felony	25	126	0	151
Sex Offense, Misdemeanor	9	97	0	106
Non-aggravated Assault	228	1,931	0	2,159
Weapon	36	360	0	396
Offense Against Family	36	259	0	295
Narcotic	60	865	0	925
Liquor/Tobacco	1	9	0	10
Drunk - Alcohol/Drug	11	159	0	170
Disorderly Conduct	9	120	0	129
Vagrancy/Quality of Life	1	12	0	13
Gambling	0	11	0	11
Drunk Driving - Vehicle/Boat	8	300	0	308
Vehicle/Boating	123	1,924	0	2,047
Vandalism	89	784	0	873
Warrant	4	12	0	16
Receiving Stolen Property	0	4	0	4
Federal Offense Without Money	0	2	0	2
Federal Offense With Money	14	70	0	84
Felony, Miscellaneous	57	330	0	387
Misdemeanor, Miscellaneous	61	594	0	655
<b>SUBTOTAL</b>	<b>851</b>	<b>8,574</b>	<b>0</b>	<b>9,425</b>
<b>NONCRIMINAL INCIDENTS</b>				
Person Missing or Found	117	770	0	887
Juvenile, Noncriminal	179	735	0	914
Commitment	0	0	0	0
Miscellaneous, Noncriminal	693	6,270	0	6,963
Suicide and Attempt	18	121	0	139
Mentally Ill	126	881	0	1,007
Accident, Traffic - Vehicle/Boat	31	1,999	0	2,030
Accident, Miscellaneous	2	5	0	7
Person Dead	33	152	0	185
<b>SUBTOTAL</b>	<b>1,199</b>	<b>10,933</b>	<b>0</b>	<b>12,132</b>
<b>CALENDAR YEAR 2019</b>	<b>2,659</b>	<b>24,289</b>	<b>0</b>	<b>26,948</b>
<b>CALENDAR YEAR 2018</b>	<b>2,591</b>	<b>24,012</b>	<b>0</b>	<b>26,603</b>
<b>% CHANGE 2018 TO 2019</b>	<b>3</b>	<b>1</b>	<b>N/C</b>	<b>1</b>

**LOS ANGELES COUNTY SHERIFF'S DEPARTMENT**  
**2019 LANCASTER SHERIFF'S STATION**  
**COMPARISON OF ARRESTS BY CITY/AREA**

	Unincorporated	City of Lancaster	Other	Total
<b>PART I CRIMES</b>				
Criminal Homicide	1	12	1	14
Rape	2	18	0	20
Robbery	12	215	3	230
Aggravated Assault	83	792	4	879
Burglary	26	180	0	206
Larceny Theft	14	148	0	162
Grand Theft Auto	9	134	0	143
Arson	3	12	0	15
<b>SUBTOTAL</b>	<b>150</b>	<b>1,511</b>	<b>8</b>	<b>1,669</b>
<b>PART II CRIMES</b>				
Forgery	1	14	0	15
Fraud and NSF Checks	4	44	0	48
Sex Offense, Felony	5	37	0	42
Sex Offense, Misdemeanor	0	12	0	12
Non-aggravated Assault	61	551	0	612
Weapon	28	296	0	324
Offense Against Family	11	83	0	94
Narcotic	85	953	3	1,041
Liquor/Tobacco	0	1	0	1
Drunk - Alcohol/Drug	11	167	0	178
Disorderly Conduct	2	136	0	138
Vagrancy/Quality of Life	0	6	0	6
Gambling	0	12	0	12
Drunk Driving - Vehicle/Boat	16	318	1	335
Vehicle/Boating	106	1,299	1	1,406
Vandalism	6	71	0	77
Warrant	195	2,368	5	2,568
Receiving Stolen Property	1	21	0	22
Federal Offense Without Money	0	2	0	2
Federal Offense With Money	0	0	0	0
Felony, Miscellaneous	29	253	0	282
Misdemeanor, Miscellaneous	31	427	0	458
<b>SUBTOTAL</b>	<b>592</b>	<b>7,071</b>	<b>10</b>	<b>7,673</b>
<b>NONCRIMINAL INCIDENTS</b>				
Person Missing or Found	0	1	0	1
Juvenile, Noncriminal	1	2	0	3
Commitment	0	0	0	0
Miscellaneous, Noncriminal	0	0	0	0
Suicide and Attempt	0	0	0	0
Mentally Ill	0	0	0	0
Accident, Traffic - Vehicle/Boat	0	0	0	0
Accident, Miscellaneous	0	0	0	0
Person Dead	0	0	0	0
<b>SUBTOTAL</b>	<b>1</b>	<b>3</b>	<b>0</b>	<b>4</b>
<b>CALENDAR YEAR 2019</b>	<b>743</b>	<b>8,585</b>	<b>18</b>	<b>9,346</b>
<b>CALENDAR YEAR 2018</b>	<b>657</b>	<b>8,155</b>	<b>18</b>	<b>8,830</b>
<b>% CHANGE 2018 TO 2019</b>	<b>13</b>	<b>5</b>	<b>0</b>	<b>6</b>



**LOS ANGELES COUNTY SHERIFF'S DEPARTMENT**  
**2019 LANCASTER SHERIFF'S STATION**  
**COMPARISON OF ADULT ARRESTS BY CITY/AREA**

	Unincorporated	City of Lancaster	Other	Total
<b>PART I CRIMES</b>				
Criminal Homicide	1	12	1	14
Rape	2	18	0	20
Robbery	11	162	3	176
Aggravated Assault	82	731	3	816
Burglary	24	139	0	163
Larceny Theft	12	131	0	143
Grand Theft Auto	8	116	0	124
Arson	3	11	0	14
<b>SUBTOTAL</b>	<b>143</b>	<b>1,320</b>	<b>7</b>	<b>1,470</b>
<b>PART II CRIMES</b>				
Forgery	1	14	0	15
Fraud and NSF Checks	4	44	0	48
Sex Offense, Felony	5	37	0	42
Sex Offense, Misdemeanor	0	11	0	11
Non-aggravated Assault	56	409	0	465
Weapon	28	281	0	309
Offense Against Family	11	82	0	93
Narcotic	85	936	3	1,024
Liquor/Tobacco	0	1	0	1
Drunk - Alcohol/Drug	11	166	0	177
Disorderly Conduct	1	30	0	31
Vagrancy/Quality of Life	0	6	0	6
Gambling	0	9	0	9
Drunk Driving - Vehicle/Boat	16	317	1	334
Vehicle/Boating	105	1,270	1	1,376
Vandalism	6	59	0	65
Warrant	194	2,324	4	2,522
Receiving Stolen Property	1	20	0	21
Federal Offense Without Money	0	2	0	2
Federal Offense With Money	0	0	0	0
Felony, Miscellaneous	28	228	0	256
Misdemeanor, Miscellaneous	26	409	0	435
<b>SUBTOTAL</b>	<b>578</b>	<b>6,655</b>	<b>9</b>	<b>7,242</b>
<b>NONCRIMINAL INCIDENTS</b>				
Person Missing or Found	0	0	0	0
Juvenile, Noncriminal	0	0	0	0
Commitment	0	0	0	0
Miscellaneous, Noncriminal	0	0	0	0
Suicide and Attempt	0	0	0	0
Mentally Ill	0	0	0	0
Accident, Traffic - Vehicle/Boat	0	0	0	0
Accident, Miscellaneous	0	0	0	0
Person Dead	0	0	0	0
<b>SUBTOTAL</b>	<b>0</b>	<b>0</b>	<b>0</b>	<b>0</b>
<b>CALENDAR YEAR 2019</b>	<b>721</b>	<b>7,975</b>	<b>16</b>	<b>8,712</b>
<b>CALENDAR YEAR 2018</b>	<b>632</b>	<b>7,685</b>	<b>17</b>	<b>8,334</b>
<b>% CHANGE 2018 TO 2019</b>	<b>14</b>	<b>4</b>	<b>-6</b>	<b>5</b>

**LOS ANGELES COUNTY SHERIFF'S DEPARTMENT**  
**2019 LANCASTER SHERIFF'S STATION**  
**COMPARISON OF JUVENILE ARRESTS BY CITY/AREA**

	Unincorporated	City of Lancaster	Other	Total
<b>PART I CRIMES</b>				
Criminal Homicide	0	0	0	0
Rape	0	0	0	0
Robbery	1	53	0	54
Aggravated Assault	1	61	1	63
Burglary	2	41	0	43
Larceny Theft	2	17	0	19
Grand Theft Auto	1	18	0	19
Arson	0	1	0	1
<b>SUBTOTAL</b>	<b>7</b>	<b>191</b>	<b>1</b>	<b>199</b>
<b>PART II CRIMES</b>				
Forgery	0	0	0	0
Fraud and NSF Checks	0	0	0	0
Sex Offense, Felony	0	0	0	0
Sex Offense, Misdemeanor	0	1	0	1
Non-aggravated Assault	5	142	0	147
Weapon	0	15	0	15
Offense Against Family	0	1	0	1
Narcotic	0	17	0	17
Liquor/Tobacco	0	0	0	0
Drunk - Alcohol/Drug	0	1	0	1
Disorderly Conduct	1	106	0	107
Vagrancy/Quality of Life	0	0	0	0
Gambling	0	3	0	3
Drunk Driving - Vehicle/Boat	0	1	0	1
Vehicle/Boating	1	29	0	30
Vandalism	0	12	0	12
Warrant	1	44	1	46
Receiving Stolen Property	0	1	0	1
Federal Offense Without Money	0	0	0	0
Federal Offense With Money	0	0	0	0
Felony, Miscellaneous	1	25	0	26
Misdemeanor, Miscellaneous	5	18	0	23
<b>SUBTOTAL</b>	<b>14</b>	<b>416</b>	<b>1</b>	<b>431</b>
<b>NONCRIMINAL INCIDENTS</b>				
Person Missing or Found	0	1	0	1
Juvenile, Noncriminal	1	2	0	3
Commitment	0	0	0	0
Miscellaneous, Noncriminal	0	0	0	0
Suicide and Attempt	0	0	0	0
Mentally Ill	0	0	0	0
Accident, Traffic - Vehicle/Boat	0	0	0	0
Accident, Miscellaneous	0	0	0	0
Person Dead	0	0	0	0
<b>SUBTOTAL</b>	<b>1</b>	<b>3</b>	<b>0</b>	<b>4</b>
<b>CALENDAR YEAR 2019</b>	<b>22</b>	<b>610</b>	<b>2</b>	<b>634</b>
<b>CALENDAR YEAR 2018</b>	<b>25</b>	<b>470</b>	<b>1</b>	<b>496</b>
<b>% CHANGE 2018 TO 2019</b>	<b>-12</b>	<b>30</b>	<b>100</b>	<b>28</b>

**LOS ANGELES COUNTY SHERIFF'S DEPARTMENT**  
**2019 LANCASTER SHERIFF'S STATION**  
**MALE ADULT ARRESTS BY AGE**

	18	19	20	21	22	23	24
<b>PART I CRIMES</b>							
Criminal Homicide	2	0	1	0	0	0	1
Rape	0	0	0	0	1	0	0
Robbery	10	10	10	7	5	7	1
Aggravated Assault	9	19	15	16	16	18	23
Burglary	5	3	2	6	4	3	6
Larceny Theft	3	10	3	2	4	3	1
Grand Theft Auto	5	3	1	6	3	6	8
Arson	0	0	0	0	0	0	0
<b>SUBTOTAL</b>	<b>34</b>	<b>45</b>	<b>32</b>	<b>37</b>	<b>33</b>	<b>37</b>	<b>40</b>
<b>PART II CRIMES</b>							
Forgery	0	0	1	1	0	0	0
Fraud and NSF Checks	0	1	1	0	2	2	0
Sex Offense, Felony	1	2	4	0	1	0	0
Sex Offense, Misdemeanor	0	1	0	0	0	0	0
Non-aggravated Assault	5	7	5	5	7	4	10
Weapon	6	3	5	6	8	7	5
Offense Against Family	0	1	1	1	2	1	1
Narcotic	6	9	5	12	21	32	17
Liquor/Tobacco	0	0	0	0	0	0	0
Drunk - Alcohol/Drug	0	0	1	1	2	5	2
Disorderly Conduct	4	2	0	0	1	1	0
Vagrancy/Quality of Life	0	0	0	0	0	0	0
Gambling	0	0	0	1	0	1	0
Drunk Driving - Vehicle/Boat	2	4	7	12	9	6	10
Vehicle/Boating	24	37	40	28	37	46	47
Vandalism	1	3	1	1	0	3	1
Warrant	11	27	29	32	52	55	63
Receiving Stolen Property	0	2	1	1	0	2	0
Federal Offense Without Money	0	0	0	0	1	0	0
Federal Offense With Money	0	0	0	0	0	0	0
Felony, Miscellaneous	7	8	8	10	5	5	5
Misdemeanor, Miscellaneous	4	1	6	5	8	4	4
<b>SUBTOTAL</b>	<b>71</b>	<b>108</b>	<b>115</b>	<b>116</b>	<b>156</b>	<b>174</b>	<b>165</b>
<b>NONCRIMINAL INCIDENTS</b>							
Person Missing or Found	0	0	0	0	0	0	0
Juvenile, Noncriminal	0	0	0	0	0	0	0
Commitment	0	0	0	0	0	0	0
Miscellaneous, Noncriminal	0	0	0	0	0	0	0
Suicide and Attempt	0	0	0	0	0	0	0
Mentally Ill	0	0	0	0	0	0	0
Accident, Traffic - Vehicle/Boat	0	0	0	0	0	0	0
Accident, Miscellaneous	0	0	0	0	0	0	0
Person Dead	0	0	0	0	0	0	0
<b>SUBTOTAL</b>	<b>0</b>	<b>0</b>	<b>0</b>	<b>0</b>	<b>0</b>	<b>0</b>	<b>0</b>
<b>GRAND TOTAL</b>	<b>105</b>	<b>153</b>	<b>147</b>	<b>153</b>	<b>189</b>	<b>211</b>	<b>205</b>

**LOS ANGELES COUNTY SHERIFF'S DEPARTMENT  
2019 LANCASTER SHERIFF'S STATION  
MALE ADULT ARRESTS BY AGE**

	25-29	30-34	35-39	40-44	45-49	50+	Total
<b>PART I CRIMES</b>							
Criminal Homicide	1	0	2	1	0	1	9
Rape	3	2	0	3	0	10	19
Robbery	17	15	14	1	10	15	122
Aggravated Assault	97	83	80	52	45	72	545
Burglary	20	20	21	14	13	14	131
Larceny Theft	21	13	10	3	3	12	88
Grand Theft Auto	17	13	12	8	6	9	97
Arson	4	2	0	0	1	1	8
<b>SUBTOTAL</b>	<b>180</b>	<b>148</b>	<b>139</b>	<b>82</b>	<b>78</b>	<b>134</b>	<b>1,019</b>
<b>PART II CRIMES</b>							
Forgery	1	2	0	5	0	0	10
Fraud and NSF Checks	7	6	6	3	1	1	30
Sex Offense, Felony	2	6	4	4	4	12	40
Sex Offense, Misdemeanor	1	0	0	1	0	4	7
Non-aggravated Assault	57	56	27	29	29	46	287
Weapon	42	65	27	40	20	35	269
Offense Against Family	10	18	14	8	8	14	79
Narcotic	154	166	108	73	83	113	799
Liquor/Tobacco	0	0	0	0	0	0	0
Drunk - Alcohol/Drug	20	18	19	9	10	45	132
Disorderly Conduct	2	3	2	3	4	2	24
Vagrancy/Quality of Life	0	1	0	1	1	3	6
Gambling	2	2	1	0	0	1	8
Drunk Driving - Vehicle/Boat	51	41	23	30	23	45	263
Vehicle/Boating	170	141	107	68	50	149	944
Vandalism	6	10	5	6	0	6	43
Warrant	304	342	242	178	122	373	1,830
Receiving Stolen Property	2	1	3	1	0	2	15
Federal Offense Without Money	0	0	0	0	0	0	1
Federal Offense With Money	0	0	0	0	0	0	0
Felony, Miscellaneous	39	28	24	15	11	30	195
Misdemeanor, Miscellaneous	63	52	42	42	28	68	327
<b>SUBTOTAL</b>	<b>933</b>	<b>958</b>	<b>654</b>	<b>516</b>	<b>394</b>	<b>949</b>	<b>5,309</b>
<b>NONCRIMINAL INCIDENTS</b>							
Person Missing or Found	0	0	0	0	0	0	0
Juvenile, Noncriminal	0	0	0	0	0	0	0
Commitment	0	0	0	0	0	0	0
Miscellaneous, Noncriminal	0	0	0	0	0	0	0
Suicide and Attempt	0	0	0	0	0	0	0
Mentally Ill	0	0	0	0	0	0	0
Accident, Traffic - Vehicle/Boat	0	0	0	0	0	0	0
Accident, Miscellaneous	0	0	0	0	0	0	0
Person Dead	0	0	0	0	0	0	0
<b>SUBTOTAL</b>	<b>0</b>	<b>0</b>	<b>0</b>	<b>0</b>	<b>0</b>	<b>0</b>	<b>0</b>
<b>GRAND TOTAL</b>	<b>1,113</b>	<b>1,106</b>	<b>793</b>	<b>598</b>	<b>472</b>	<b>1,083</b>	<b>6,328</b>

**LOS ANGELES COUNTY SHERIFF'S DEPARTMENT  
2019 LANCASTER SHERIFF'S STATION  
MALE JUVENILE ARRESTS BY AGE**

	0-10	11-12	13-14	15	16	17	Total
<b>PART I CRIMES</b>							
Criminal Homicide	0	0	0	0	0	0	0
Rape	0	0	0	0	0	0	0
Robbery	0	0	12	12	16	7	47
Aggravated Assault	0	2	11	9	12	13	47
Burglary	0	1	11	10	13	4	39
Larceny Theft	0	2	2	4	4	1	13
Grand Theft Auto	0	0	3	2	4	3	12
Arson	0	0	0	0	0	0	0
<b>SUBTOTAL</b>	<b>0</b>	<b>5</b>	<b>39</b>	<b>37</b>	<b>49</b>	<b>28</b>	<b>158</b>
<b>PART II CRIMES</b>							
Forgery	0	0	0	0	0	0	0
Fraud and NSF Checks	0	0	0	0	0	0	0
Sex Offense, Felony	0	0	0	0	0	0	0
Sex Offense, Misdemeanor	0	0	1	0	0	0	1
Non-aggravated Assault	0	3	29	16	16	17	81
Weapon	0	0	4	3	2	3	12
Offense Against Family	0	0	1	0	0	0	1
Narcotic	0	1	1	2	1	2	7
Liquor/Tobacco	0	0	0	0	0	0	0
Drunk - Alcohol/Drug	0	0	0	0	0	0	0
Disorderly Conduct	0	0	16	16	14	12	58
Vagrancy/Quality of Life	0	0	0	0	0	0	0
Gambling	0	0	0	1	0	1	2
Drunk Driving - Vehicle/Boat	0	0	0	0	0	1	1
Vehicle/Boating	0	0	0	5	5	13	23
Vandalism	0	2	4	1	1	3	11
Warrant	0	1	5	7	10	10	33
Receiving Stolen Property	0	0	1	0	0	0	1
Federal Offense Without Money	0	0	0	0	0	0	0
Federal Offense With Money	0	0	0	0	0	0	0
Felony, Miscellaneous	0	1	5	6	4	6	22
Misdemeanor, Miscellaneous	0	2	9	1	2	2	16
<b>SUBTOTAL</b>	<b>0</b>	<b>10</b>	<b>76</b>	<b>58</b>	<b>55</b>	<b>70</b>	<b>269</b>
<b>NONCRIMINAL INCIDENTS</b>							
Person Missing or Found	0	0	0	0	0	0	0
Juvenile, Noncriminal	0	0	0	0	0	0	0
Commitment	0	0	0	0	0	0	0
Miscellaneous, Noncriminal	0	0	0	0	0	0	0
Suicide and Attempt	0	0	0	0	0	0	0
Mentally Ill	0	0	0	0	0	0	0
Accident, Traffic - Vehicle/Boat	0	0	0	0	0	0	0
Accident, Miscellaneous	0	0	0	0	0	0	0
Person Dead	0	0	0	0	0	0	0
<b>SUBTOTAL</b>	<b>0</b>	<b>0</b>	<b>0</b>	<b>0</b>	<b>0</b>	<b>0</b>	<b>0</b>
<b>GRAND TOTAL</b>	<b>0</b>	<b>15</b>	<b>115</b>	<b>95</b>	<b>104</b>	<b>98</b>	<b>427</b>

**LOS ANGELES COUNTY SHERIFF'S DEPARTMENT**  
**2019 LANCASTER SHERIFF'S STATION**  
**FEMALE ADULT ARRESTS BY AGE**

	18	19	20	21	22	23	24
<b>PART I CRIMES</b>							
Criminal Homicide	0	2	0	1	0	0	0
Rape	0	0	0	0	0	0	0
Robbery	3	4	1	0	3	4	3
Aggravated Assault	7	8	13	9	12	12	12
Burglary	1	1	1	0	3	1	0
Larceny Theft	1	2	1	0	0	2	2
Grand Theft Auto	1	1	0	0	0	1	3
Arson	1	0	0	0	0	0	0
<b>SUBTOTAL</b>	<b>14</b>	<b>18</b>	<b>16</b>	<b>10</b>	<b>18</b>	<b>20</b>	<b>20</b>
<b>PART II CRIMES</b>							
Forgery	0	1	0	0	0	0	0
Fraud and NSF Checks	0	0	0	0	0	1	1
Sex Offense, Felony	0	0	0	0	0	0	1
Sex Offense, Misdemeanor	0	1	1	0	0	0	0
Non-aggravated Assault	10	7	4	5	4	7	5
Weapon	0	1	0	1	4	0	1
Offense Against Family	1	0	0	0	2	1	1
Narcotic	3	2	3	3	11	11	8
Liquor/Tobacco	0	0	0	0	0	0	0
Drunk - Alcohol/Drug	0	1	0	1	1	0	2
Disorderly Conduct	1	0	0	0	0	0	0
Vagrancy/Quality of Life	0	0	0	0	0	0	0
Gambling	0	0	0	0	0	0	0
Drunk Driving - Vehicle/Boat	0	0	3	4	0	3	2
Vehicle/Boating	14	11	11	17	22	15	24
Vandalism	0	1	0	2	1	0	0
Warrant	2	6	6	15	12	27	18
Receiving Stolen Property	0	0	0	0	0	0	0
Federal Offense Without Money	0	0	0	0	0	0	0
Federal Offense With Money	0	0	0	0	0	0	0
Felony, Miscellaneous	0	0	2	0	2	2	4
Misdemeanor, Miscellaneous	1	2	2	0	2	2	3
<b>SUBTOTAL</b>	<b>32</b>	<b>33</b>	<b>32</b>	<b>48</b>	<b>61</b>	<b>69</b>	<b>70</b>
<b>NONCRIMINAL INCIDENTS</b>							
Person Missing or Found	0	0	0	0	0	0	0
Juvenile, Noncriminal	0	0	0	0	0	0	0
Commitment	0	0	0	0	0	0	0
Miscellaneous, Noncriminal	0	0	0	0	0	0	0
Suicide and Attempt	0	0	0	0	0	0	0
Mentally Ill	0	0	0	0	0	0	0
Accident, Traffic - Vehicle/Boat	0	0	0	0	0	0	0
Accident, Miscellaneous	0	0	0	0	0	0	0
Person Dead	0	0	0	0	0	0	0
<b>SUBTOTAL</b>	<b>0</b>	<b>0</b>	<b>0</b>	<b>0</b>	<b>0</b>	<b>0</b>	<b>0</b>
<b>GRAND TOTAL</b>	<b>46</b>	<b>51</b>	<b>48</b>	<b>58</b>	<b>79</b>	<b>89</b>	<b>90</b>

**LOS ANGELES COUNTY SHERIFF'S DEPARTMENT**  
**2019 LANCASTER SHERIFF'S STATION**  
**FEMALE ADULT ARRESTS BY AGE**

	25-29	30-34	35-39	40-44	45-49	50+	Total
<b>PART I CRIMES</b>							
Criminal Homicide	0	1	0	0	0	1	5
Rape	0	0	0	0	0	1	1
Robbery	7	13	9	3	1	3	54
Aggravated Assault	50	47	33	24	15	29	271
Burglary	4	5	6	8	0	2	32
Larceny Theft	12	7	4	7	4	13	55
Grand Theft Auto	7	8	3	0	0	3	27
Arson	1	0	2	1	0	1	6
<b>SUBTOTAL</b>	<b>81</b>	<b>81</b>	<b>57</b>	<b>43</b>	<b>20</b>	<b>53</b>	<b>451</b>
<b>PART II CRIMES</b>							
Forgery	2	1	0	0	1	0	5
Fraud and NSF Checks	2	5	4	2	1	2	18
Sex Offense, Felony	0	0	0	0	1	0	2
Sex Offense, Misdemeanor	0	0	0	0	1	1	4
Non-aggravated Assault	27	37	25	12	13	22	178
Weapon	11	5	8	5	2	2	40
Offense Against Family	2	3	1	1	0	2	14
Narcotic	48	37	40	26	17	16	225
Liquor/Tobacco	0	0	0	0	1	0	1
Drunk - Alcohol/Drug	4	6	4	3	7	16	45
Disorderly Conduct	0	2	2	0	0	2	7
Vagrancy/Quality of Life	0	0	0	0	0	0	0
Gambling	0	0	1	0	0	0	1
Drunk Driving - Vehicle/Boat	15	7	8	4	6	19	71
Vehicle/Boating	95	81	39	48	19	36	432
Vandalism	4	3	6	2	2	1	22
Warrant	145	143	110	64	52	92	692
Receiving Stolen Property	2	1	0	1	2	0	6
Federal Offense Without Money	0	0	0	0	0	1	1
Federal Offense With Money	0	0	0	0	0	0	0
Felony, Miscellaneous	11	12	11	6	3	8	61
Misdemeanor, Miscellaneous	22	15	19	9	10	21	108
<b>SUBTOTAL</b>	<b>390</b>	<b>358</b>	<b>278</b>	<b>183</b>	<b>138</b>	<b>241</b>	<b>1,933</b>
<b>NONCRIMINAL INCIDENTS</b>							
Person Missing or Found	0	0	0	0	0	0	0
Juvenile, Noncriminal	0	0	0	0	0	0	0
Commitment	0	0	0	0	0	0	0
Miscellaneous, Noncriminal	0	0	0	0	0	0	0
Suicide and Attempt	0	0	0	0	0	0	0
Mentally Ill	0	0	0	0	0	0	0
Accident, Traffic - Vehicle/Boat	0	0	0	0	0	0	0
Accident, Miscellaneous	0	0	0	0	0	0	0
Person Dead	0	0	0	0	0	0	0
<b>SUBTOTAL</b>	<b>0</b>	<b>0</b>	<b>0</b>	<b>0</b>	<b>0</b>	<b>0</b>	<b>0</b>
<b>GRAND TOTAL</b>	<b>471</b>	<b>439</b>	<b>335</b>	<b>226</b>	<b>158</b>	<b>294</b>	<b>2,384</b>



**LOS ANGELES COUNTY SHERIFF'S DEPARTMENT  
2019 LANCASTER SHERIFF'S STATION  
FEMALE JUVENILE ARRESTS BY AGE**

	0-10	11-12	13-14	15	16	17	Total
<b>PART I CRIMES</b>							
Criminal Homicide	0	0	0	0	0	0	0
Rape	0	0	0	0	0	0	0
Robbery	0	0	1	2	2	2	7
Aggravated Assault	0	0	2	4	3	7	16
Burglary	1	0	1	1	0	1	4
Larceny Theft	0	0	2	2	2	0	6
Grand Theft Auto	0	0	1	3	1	2	7
Arson	0	0	1	0	0	0	1
<b>SUBTOTAL</b>	<b>1</b>	<b>0</b>	<b>8</b>	<b>12</b>	<b>8</b>	<b>12</b>	<b>41</b>
<b>PART II CRIMES</b>							
Forgery	0	0	0	0	0	0	0
Fraud and NSF Checks	0	0	0	0	0	0	0
Sex Offense, Felony	0	0	0	0	0	0	0
Sex Offense, Misdemeanor	0	0	0	0	0	0	0
Non-aggravated Assault	0	7	22	19	11	7	66
Weapon	0	0	0	2	1	0	3
Offense Against Family	0	0	0	0	0	0	0
Narcotic	0	0	2	3	3	2	10
Liquor/Tobacco	0	0	0	0	0	0	0
Drunk - Alcohol/Drug	0	0	0	0	1	0	1
Disorderly Conduct	0	3	18	11	9	8	49
Vagrancy/Quality of Life	0	0	0	0	0	0	0
Gambling	0	0	0	0	0	1	1
Drunk Driving - Vehicle/Boat	0	0	0	0	0	0	0
Vehicle/Boating	0	0	1	2	2	2	7
Vandalism	0	0	1	0	0	0	1
Warrant	0	0	1	1	3	8	13
Receiving Stolen Property	0	0	0	0	0	0	0
Federal Offense Without Money	0	0	0	0	0	0	0
Federal Offense With Money	0	0	0	0	0	0	0
Felony, Miscellaneous	0	1	1	1	1	0	4
Misdemeanor, Miscellaneous	0	0	2	0	5	0	7
<b>SUBTOTAL</b>	<b>0</b>	<b>11</b>	<b>48</b>	<b>39</b>	<b>36</b>	<b>28</b>	<b>162</b>
<b>NONCRIMINAL INCIDENTS</b>							
Person Missing or Found	0	0	0	0	1	0	1
Juvenile, Noncriminal	0	0	0	1	0	2	3
Commitment	0	0	0	0	0	0	0
Miscellaneous, Noncriminal	0	0	0	0	0	0	0
Suicide and Attempt	0	0	0	0	0	0	0
Mentally Ill	0	0	0	0	0	0	0
Accident, Traffic - Vehicle/Boat	0	0	0	0	0	0	0
Accident, Miscellaneous	0	0	0	0	0	0	0
Person Dead	0	0	0	0	0	0	0
<b>SUBTOTAL</b>	<b>0</b>	<b>0</b>	<b>0</b>	<b>1</b>	<b>1</b>	<b>2</b>	<b>4</b>
<b>GRAND TOTAL</b>	<b>1</b>	<b>11</b>	<b>56</b>	<b>52</b>	<b>45</b>	<b>42</b>	<b>207</b>

LOS ANGELES COUNTY SHERIFF'S DEPARTMENT  
**2019 LANCASTER SHERIFF'S STATION - UNINCORPORATED AREA**  
**INCIDENT AND ARREST SUMMARY**

	Reported Incidents	Adults Arrested	Juveniles Arrested	Total Arrested
<b>PART I CRIMES</b>				
Criminal Homicide	3	1	0	1
Rape	23	2	0	2
Robbery	27	11	1	12
Aggravated Assault	98	82	1	83
Burglary	135	24	2	26
Larceny Theft	207	12	2	14
Grand Theft Auto	88	8	1	9
Arson	28	3	0	3
<b>SUBTOTAL</b>	<b>609</b>	<b>143</b>	<b>7</b>	<b>150</b>
<b>PART II CRIMES</b>				
Forgery	19	1	0	1
Fraud and NSF Checks	60	4	0	4
Sex Offense, Felony	25	5	0	5
Sex Offense, Misdemeanor	9	0	0	0
Non-aggravated Assault	228	56	5	61
Weapon	36	28	0	28
Offense Against Family	36	11	0	11
Narcotic	60	85	0	85
Liquor/Tobacco	1	0	0	0
Drunk - Alcohol/Drug	11	11	0	11
Disorderly Conduct	9	1	1	2
Vagrancy/Quality of Life	1	0	0	0
Gambling	0	0	0	0
Drunk Driving - Vehicle/Boat	8	16	0	16
Vehicle/Boating	123	105	1	106
Vandalism	89	6	0	6
Warrant	4	194	1	195
Receiving Stolen Property	0	1	0	1
Federal Offense Without Money	0	0	0	0
Federal Offense With Money	14	0	0	0
Felony, Miscellaneous	57	28	1	29
Misdemeanor, Miscellaneous	61	26	5	31
<b>SUBTOTAL</b>	<b>851</b>	<b>578</b>	<b>14</b>	<b>592</b>
<b>NONCRIMINAL INCIDENTS</b>				
Person Missing or Found	117	0	0	0
Juvenile, Noncriminal	179	0	1	1
Commitment	0	0	0	0
Miscellaneous, Noncriminal	693	0	0	0
Suicide and Attempt	18	0	0	0
Mentally Ill	126	0	0	0
Accident, Traffic - Vehicle/Boat	31	0	0	0
Accident, Miscellaneous	2	0	0	0
Person Dead	33	0	0	0
<b>SUBTOTAL</b>	<b>1,199</b>	<b>0</b>	<b>1</b>	<b>1</b>
<b>CALENDAR YEAR 2019</b>	<b>2,659</b>	<b>721</b>	<b>22</b>	<b>743</b>
<b>CALENDAR YEAR 2018</b>	<b>2,591</b>	<b>632</b>	<b>25</b>	<b>657</b>
<b>% CHANGE 2018 TO 2019</b>	<b>3</b>	<b>14</b>	<b>-12</b>	<b>13</b>

**LOS ANGELES COUNTY SHERIFF'S DEPARTMENT**  
**2019 LANCASTER SHERIFF'S STATION - CITY OF LANCASTER**  
**INCIDENT AND ARREST SUMMARY**

	Reported Incidents	Adults Arrested	Juveniles Arrested	Total Arrested
<b>PART I CRIMES</b>				
Criminal Homicide	10	12	0	12
Rape	118	18	0	18
Robbery	377	162	53	215
Aggravated Assault	869	731	61	792
Burglary	798	139	41	180
Larceny Theft	1,919	131	17	148
Grand Theft Auto	641	116	18	134
Arson	50	11	1	12
<b>SUBTOTAL</b>	<b>4,782</b>	<b>1,320</b>	<b>191</b>	<b>1,511</b>
<b>PART II CRIMES</b>				
Forgery	118	14	0	14
Fraud and NSF Checks	487	44	0	44
Sex Offense, Felony	126	37	0	37
Sex Offense, Misdemeanor	97	11	1	12
Non-aggravated Assault	1,931	409	142	551
Weapon	360	281	15	296
Offense Against Family	259	82	1	83
Narcotic	865	936	17	953
Liquor/Tobacco	9	1	0	1
Drunk - Alcohol/Drug	159	166	1	167
Disorderly Conduct	120	30	106	136
Vagrancy/Quality of Life	12	6	0	6
Gambling	11	9	3	12
Drunk Driving - Vehicle/Boat	300	317	1	318
Vehicle/Boating	1,924	1,270	29	1,299
Vandalism	784	59	12	71
Warrant	12	2,324	44	2,368
Receiving Stolen Property	4	20	1	21
Federal Offense Without Money	2	2	0	2
Federal Offense With Money	70	0	0	0
Felony, Miscellaneous	330	228	25	253
Misdemeanor, Miscellaneous	594	409	18	427
<b>SUBTOTAL</b>	<b>8,574</b>	<b>6,655</b>	<b>416</b>	<b>7,071</b>
<b>NONCRIMINAL INCIDENTS</b>				
Person Missing or Found	770	0	1	1
Juvenile, Noncriminal	735	0	2	2
Commitment	0	0	0	0
Miscellaneous, Noncriminal	6,270	0	0	0
Suicide and Attempt	121	0	0	0
Mentally Ill	881	0	0	0
Accident, Traffic - Vehicle/Boat	1,999	0	0	0
Accident, Miscellaneous	5	0	0	0
Person Dead	152	0	0	0
<b>SUBTOTAL</b>	<b>10,933</b>	<b>0</b>	<b>3</b>	<b>3</b>
<b>CALENDAR YEAR 2019</b>	<b>24,289</b>	<b>7,975</b>	<b>610</b>	<b>8,585</b>
<b>CALENDAR YEAR 2018</b>	<b>24,012</b>	<b>7,685</b>	<b>470</b>	<b>8,155</b>
<b>% CHANGE 2018 TO 2019</b>	<b>1</b>	<b>4</b>	<b>30</b>	<b>5</b>

**LOS ANGELES COUNTY SHERIFF'S DEPARTMENT**  
**2019 LANCASTER SHERIFF'S STATION - OTHER**  
**INCIDENT AND ARREST SUMMARY**

	Reported Incidents	Adults Arrested	Juveniles Arrested	Total Arrested
<b>PART I CRIMES</b>				
Criminal Homicide	0	1	0	1
Rape	0	0	0	0
Robbery	0	3	0	3
Aggravated Assault	0	3	1	4
Burglary	0	0	0	0
Larceny Theft	0	0	0	0
Grand Theft Auto	0	0	0	0
Arson	0	0	0	0
<b>SUBTOTAL</b>	<b>0</b>	<b>7</b>	<b>1</b>	<b>8</b>
<b>PART II CRIMES</b>				
Forgery	0	0	0	0
Fraud and NSF Checks	0	0	0	0
Sex Offense, Felony	0	0	0	0
Sex Offense, Misdemeanor	0	0	0	0
Non-aggravated Assault	0	0	0	0
Weapon	0	0	0	0
Offense Against Family	0	0	0	0
Narcotic	0	3	0	3
Liquor/Tobacco	0	0	0	0
Drunk - Alcohol/Drug	0	0	0	0
Disorderly Conduct	0	0	0	0
Vagrancy/Quality of Life	0	0	0	0
Gambling	0	0	0	0
Drunk Driving - Vehicle/Boat	0	1	0	1
Vehicle/Boating	0	1	0	1
Vandalism	0	0	0	0
Warrant	0	4	1	5
Receiving Stolen Property	0	0	0	0
Federal Offense Without Money	0	0	0	0
Federal Offense With Money	0	0	0	0
Felony, Miscellaneous	0	0	0	0
Misdemeanor, Miscellaneous	0	0	0	0
<b>SUBTOTAL</b>	<b>0</b>	<b>9</b>	<b>1</b>	<b>10</b>
<b>NONCRIMINAL INCIDENTS</b>				
Person Missing or Found	0	0	0	0
Juvenile, Noncriminal	0	0	0	0
Commitment	0	0	0	0
Miscellaneous, Noncriminal	0	0	0	0
Suicide and Attempt	0	0	0	0
Mentally Ill	0	0	0	0
Accident, Traffic - Vehicle/Boat	0	0	0	0
Accident, Miscellaneous	0	0	0	0
Person Dead	0	0	0	0
<b>SUBTOTAL</b>	<b>0</b>	<b>0</b>	<b>0</b>	<b>0</b>
<b>CALENDAR YEAR 2019</b>	<b>0</b>	<b>16</b>	<b>2</b>	<b>18</b>
<b>CALENDAR YEAR 2018</b>	<b>0</b>	<b>17</b>	<b>1</b>	<b>18</b>
<b>% CHANGE 2018 TO 2019</b>	<b>N/C</b>	<b>-6</b>	<b>100</b>	<b>0</b>



LOS ANGELES COUNTY SHERIFF'S DEPARTMENT  
2019 NORTH PATROL DIVISION  
MALIBU/LOST HILLS SHERIFF'S STATION PATROL AREA MAP



LOS ANGELES COUNTY SHERIFF'S DEPARTMENT  
**2019 MALIBU/LOST HILLS SHERIFF'S STATION**  
**SYNOPSIS**

	Calendar Year 2018	Calendar Year 2019	Percent Change (%)	Crime Rate Per 10,000 Population	
				2018	2019

<b>TOTAL REPORTED INCIDENTS</b>	<b>6,799</b>	<b>6,928</b>	<b>2</b>		
---------------------------------	--------------	--------------	----------	--	--

<b>PART I CRIMES</b>	<b>1,638</b>	<b>1,692</b>	<b>3</b>	<b>179.62</b>	<b>187.47</b>
Criminal Homicide	6	3	-50	0.66	0.33
Rape	36	33	-8	3.95	3.66
Robbery	36	45	25	3.95	4.99
Aggravated Assault	71	65	-8	7.79	7.20
Burglary	338	367	9	37.07	40.66
Larceny Theft	1,049	1,087	4	115.03	120.43
Grand Theft Auto	95	85	-11	10.42	9.42
Arson	7	7	0	0.77	0.78

<b>PART II CRIMES</b>	<b>2,473</b>	<b>2,668</b>	<b>8</b>	<b>271.19</b>	<b>295.60</b>
-----------------------	--------------	--------------	----------	---------------	---------------

<b>NONCRIMINAL INCIDENTS</b>	<b>2,688</b>	<b>2,568</b>	<b>-4</b>		
------------------------------	--------------	--------------	-----------	--	--

<b>TOTAL ARRESTS</b>	<b>2,843</b>	<b>2,878</b>	<b>1</b>		
----------------------	--------------	--------------	----------	--	--

Adult Arrests	2,805	2,854	2		
Juvenile Arrests	38	24	-37		

**PART I CRIMES STOLEN AND  
RECOVERED PROPERTY  
AMOUNT**

Stolen Property	\$13,118,841	\$15,294,064	17		
Recovered Property	\$1,256,510	\$1,359,527	8		
Percent Recovered (%)	10	9			

	Area in Square Miles 2019	Population 2019	Crime Rate Per 10,000 Population Part I Crimes		Percent Change (%)
			2018	2019	
<b>TOTAL AREA</b>	178.87	90,256	179.62	187.47	4
Unincorporated	130.46	23,000	124.62	130.87	5
City of Agoura Hills	7.82	20,874	146.71	159.05	8
City of Calabasas	13.65	23,978	162.14	154.72	-5
City of Hidden Hills	1.69	1,881	78.39	106.33	36
City of Malibu	19.75	12,152	328.86	381.84	16
City of Westlake Village	5.50	8,372	260.55	243.67	-6

**LOS ANGELES COUNTY SHERIFF'S DEPARTMENT**  
**2019 MALIBU/LOST HILLS SHERIFF'S STATION**  
**INCIDENT AND ARREST SUMMARY**

	Reported Incidents	Adults Arrested	Juveniles Arrested	Total Arrested
<b>PART I CRIMES</b>				
Criminal Homicide	3	2	0	2
Rape	33	3	0	3
Robbery	45	21	2	23
Aggravated Assault	65	59	0	59
Burglary	367	45	1	46
Larceny Theft	1,087	72	4	76
Grand Theft Auto	85	22	0	22
Arson	7	0	0	0
<b>SUBTOTAL</b>	<b>1,692</b>	<b>224</b>	<b>7</b>	<b>231</b>
<b>PART II CRIMES</b>				
Forgery	72	4	0	4
Fraud and NSF Checks	308	48	0	48
Sex Offense, Felony	17	6	1	7
Sex Offense, Misdemeanor	16	1	0	1
Non-aggravated Assault	221	65	4	69
Weapon	41	46	0	46
Offense Against Family	18	7	0	7
Narcotic	293	547	3	550
Liquor/Tobacco	19	0	0	0
Drunk - Alcohol/Drug	108	114	0	114
Disorderly Conduct	31	7	0	7
Vagrancy/Quality of Life	1	1	0	1
Gambling	0	0	0	0
Drunk Driving - Vehicle/Boat	177	192	1	193
Vehicle/Boating	789	555	1	556
Vandalism	237	7	3	10
Warrant	4	829	2	831
Receiving Stolen Property	4	6	0	6
Federal Offense Without Money	0	2	0	2
Federal Offense With Money	34	0	0	0
Felony, Miscellaneous	64	25	1	26
Misdemeanor, Miscellaneous	214	152	1	153
<b>SUBTOTAL</b>	<b>2,668</b>	<b>2,614</b>	<b>17</b>	<b>2,631</b>
<b>NONCRIMINAL INCIDENTS</b>				
Person Missing or Found	70	0	0	0
Juvenile, Noncriminal	152	0	0	0
Commitment	0	0	0	0
Miscellaneous, Noncriminal	1,404	16	0	16
Suicide and Attempt	25	0	0	0
Mentally Ill	169	0	0	0
Accident, Traffic - Vehicle/Boat	697	0	0	0
Accident, Miscellaneous	3	0	0	0
Person Dead	48	0	0	0
<b>SUBTOTAL</b>	<b>2,568</b>	<b>16</b>	<b>0</b>	<b>16</b>
<b>CALENDAR YEAR 2019</b>	<b>6,928</b>	<b>2,854</b>	<b>24</b>	<b>2,878</b>
<b>CALENDAR YEAR 2018</b>	<b>6,799</b>	<b>2,805</b>	<b>38</b>	<b>2,843</b>
<b>% CHANGE 2018 TO 2019</b>	<b>2</b>	<b>2</b>	<b>-37</b>	<b>1</b>



LOS ANGELES COUNTY SHERIFF'S DEPARTMENT  
**2019 MALIBU/LOST HILLS SHERIFF'S STATION**  
**PART I ACTUAL OFFENSES\* CLEARED**

	Station Total	Unincorporated	City of Agoura Hills	City of Calabasas	City of Hidden Hills	City of Malibu	City of Westlake Village
<b>Criminal Homicide</b>	<b>2</b>	<b>0</b>	<b>0</b>	<b>1</b>	<b>0</b>	<b>1</b>	<b>0</b>
Number Cleared	0	0	0	0	0	0	0
Percent Cleared (%)	0	N/C	N/C	0	N/C	0	N/C
<b>Rape</b>	<b>32</b>	<b>9</b>	<b>6</b>	<b>6</b>	<b>1</b>	<b>5</b>	<b>5</b>
Number Cleared	24	6	4	6	1	6	1
Percent Cleared (%)	75	67	67	100	100	120	20
<b>Robbery</b>	<b>44</b>	<b>3</b>	<b>4</b>	<b>15</b>	<b>0</b>	<b>16</b>	<b>6</b>
Number Cleared	20	3	3	4	0	9	1
Percent Cleared (%)	45	100	75	27	N/C	56	17
<b>Aggravated Assault</b>	<b>66</b>	<b>18</b>	<b>11</b>	<b>13</b>	<b>0</b>	<b>22</b>	<b>2</b>
Number Cleared	46	13	13	7	0	11	2
Percent Cleared (%)	70	72	118	54	N/C	50	100
<b>Burglary</b>	<b>366</b>	<b>79</b>	<b>66</b>	<b>81</b>	<b>10</b>	<b>86</b>	<b>44</b>
Number Cleared	73	9	4	8	1	22	29
Percent Cleared (%)	20	11	6	10	10	26	66
<b>Larceny Theft</b>	<b>1,075</b>	<b>168</b>	<b>223</b>	<b>226</b>	<b>7</b>	<b>311</b>	<b>140</b>
Number Cleared	213	16	56	50	3	38	50
Percent Cleared (%)	20	10	25	22	43	12	36
<b>Grand Theft Auto</b>	<b>85</b>	<b>19</b>	<b>17</b>	<b>24</b>	<b>1</b>	<b>19</b>	<b>5</b>
Number Cleared	12	4	4	1	1	1	1
Percent Cleared (%)	14	21	24	4	100	5	20
<b>Arson</b>	<b>7</b>	<b>2</b>	<b>0</b>	<b>2</b>	<b>0</b>	<b>3</b>	<b>0</b>
Number Cleared	1	0	0	1	0	0	0
Percent Cleared (%)	14	0	N/C	50	N/C	0	N/C
<b>TOTAL PART I OFFENSES</b>	<b>1,677</b>	<b>298</b>	<b>327</b>	<b>368</b>	<b>19</b>	<b>463</b>	<b>202</b>
Number Cleared	<b>389</b>	<b>51</b>	<b>84</b>	<b>77</b>	<b>6</b>	<b>87</b>	<b>84</b>
Percent Cleared (%)	<b>23</b>	<b>17</b>	<b>26</b>	<b>21</b>	<b>32</b>	<b>19</b>	<b>42</b>

\* Actual offenses (unfounded not included)

LOS ANGELES COUNTY SHERIFF'S DEPARTMENT  
**2019 MALIBU/LOST HILLS SHERIFF'S STATION**  
**COMPARISON OF INCIDENTS BY CITY/AREA**

	Unincorporated	City of Agoura Hills	City of Calabasas	City of Hidden Hills	City of Malibu	City of Westlake Village	Other	Total
<b>PART I CRIMES</b>								
Criminal Homicide	0	0	2	0	1	0	0	3
Rape	9	7	6	1	5	5	0	33
Robbery	3	5	15	0	16	6	0	45
Aggravated Assault	18	11	12	0	22	2	0	65
Burglary	79	67	81	10	86	44	0	367
Larceny Theft	171	225	229	8	312	142	0	1,087
Grand Theft Auto	19	17	24	1	19	5	0	85
Arson	2	0	2	0	3	0	0	7
<b>SUBTOTAL</b>	<b>301</b>	<b>332</b>	<b>371</b>	<b>20</b>	<b>464</b>	<b>204</b>	<b>0</b>	<b>1,692</b>
<b>PART II CRIMES</b>								
Forgery	9	19	22	0	10	12	0	72
Fraud and NSF Checks	54	69	110	6	35	34	0	308
Sex Offense, Felony	3	3	1	0	9	1	0	17
Sex Offense, Misdemeanor	4	3	6	0	3	0	0	16
Non-aggravated Assault	49	41	49	2	57	23	0	221
Weapon	10	6	9	2	12	2	0	41
Offense Against Family	5	1	7	0	5	0	0	18
Narcotic	88	65	49	0	74	17	0	293
Liquor/Tobacco	3	6	8	0	1	1	0	19
Drunk - Alcohol/Drug	13	24	11	0	50	10	0	108
Disorderly Conduct	7	3	10	0	8	3	0	31
Vagrancy/Quality of Life	0	1	0	0	0	0	0	1
Gambling	0	0	0	0	0	0	0	0
Drunk Driving - Vehicle/Boat	16	51	39	1	55	15	0	177
Vehicle/Boating	99	171	175	10	268	66	0	789
Vandalism	44	45	63	1	67	17	0	237
Warrant	1	0	0	0	3	0	0	4
Receiving Stolen Property	0	1	2	0	0	1	0	4
Federal Offense Without Money	0	0	0	0	0	0	0	0
Federal Offense With Money	8	7	9	0	7	3	0	34
Felony, Miscellaneous	17	11	8	2	23	3	0	64
Misdemeanor, Miscellaneous	45	30	38	3	91	7	0	214
<b>SUBTOTAL</b>	<b>475</b>	<b>557</b>	<b>616</b>	<b>27</b>	<b>778</b>	<b>215</b>	<b>0</b>	<b>2,668</b>
<b>NONCRIMINAL INCIDENTS</b>								
Person Missing or Found	19	12	22	3	13	1	0	70
Juvenile, Noncriminal	31	42	45	3	15	16	0	152
Commitment	0	0	0	0	0	0	0	0
Miscellaneous, Noncriminal	233	262	459	11	306	133	0	1,404
Suicide and Attempt	7	3	3	1	6	5	0	25
Mentally Ill	35	31	34	4	58	7	0	169
Accident, Traffic - Vehicle/Boat	19	134	163	3	310	68	0	697
Accident, Miscellaneous	3	0	0	0	0	0	0	3
Person Dead	13	7	7	1	13	7	0	48
<b>SUBTOTAL</b>	<b>360</b>	<b>491</b>	<b>733</b>	<b>26</b>	<b>721</b>	<b>237</b>	<b>0</b>	<b>2,568</b>
<b>CALENDAR YEAR 2019</b>	<b>1,136</b>	<b>1,380</b>	<b>1,720</b>	<b>73</b>	<b>1,963</b>	<b>656</b>	<b>0</b>	<b>6,928</b>
<b>CALENDAR YEAR 2018</b>	<b>1,193</b>	<b>1,311</b>	<b>1,630</b>	<b>71</b>	<b>1,929</b>	<b>665</b>	<b>0</b>	<b>6,799</b>
<b>% CHANGE 2018 TO 2019</b>	<b>-5</b>	<b>5</b>	<b>6</b>	<b>3</b>	<b>2</b>	<b>-1</b>	<b>N/C</b>	<b>2</b>

LOS ANGELES COUNTY SHERIFF'S DEPARTMENT  
**2019 MALIBU/LOST HILLS SHERIFF'S STATION**  
**COMPARISON OF ARRESTS BY CITY/AREA**

	Unincorporated	City of Agoura Hills	City of Calabasas	City of Hidden Hills	City of Malibu	City of Westlake Village	Other	Total
<b>PART I CRIMES</b>								
Criminal Homicide	1	0	0	0	1	0	0	2
Rape	1	1	1	0	0	0	0	3
Robbery	9	1	3	0	8	1	1	23
Aggravated Assault	18	8	11	0	19	3	0	59
Burglary	11	5	11	0	16	1	2	46
Larceny Theft	5	11	11	0	14	33	2	76
Grand Theft Auto	5	4	1	0	5	2	5	22
Arson	0	0	0	0	0	0	0	0
<b>SUBTOTAL</b>	<b>50</b>	<b>30</b>	<b>38</b>	<b>0</b>	<b>63</b>	<b>40</b>	<b>10</b>	<b>231</b>
<b>PART II CRIMES</b>								
Forgery	1	0	2	0	1	0	0	4
Fraud and NSF Checks	7	11	10	0	8	6	6	48
Sex Offense, Felony	1	0	3	0	1	1	1	7
Sex Offense, Misdemeanor	0	0	0	0	1	0	0	1
Non-aggravated Assault	16	13	20	0	14	6	0	69
Weapon	4	6	7	0	13	1	15	46
Offense Against Family	2	0	3	0	2	0	0	7
Narcotic	124	74	59	0	97	16	180	550
Liquor/Tobacco	0	0	0	0	0	0	0	0
Drunk - Alcohol/Drug	13	24	10	0	56	10	1	114
Disorderly Conduct	1	0	1	0	4	1	0	7
Vagrancy/Quality of Life	0	0	1	0	0	0	0	1
Gambling	0	0	0	0	0	0	0	0
Drunk Driving - Vehicle/Boat	19	57	39	2	56	18	2	193
Vehicle/Boating	78	114	108	8	178	34	36	556
Vandalism	3	2	0	0	5	0	0	10
Warrant	179	99	108	5	269	33	138	831
Receiving Stolen Property	0	1	2	0	2	1	0	6
Federal Offense Without Money	0	1	0	0	0	0	1	2
Federal Offense With Money	0	0	0	0	0	0	0	0
Felony, Miscellaneous	6	1	4	2	10	0	3	26
Misdemeanor, Miscellaneous	31	11	18	2	64	4	23	153
<b>SUBTOTAL</b>	<b>485</b>	<b>414</b>	<b>395</b>	<b>19</b>	<b>781</b>	<b>131</b>	<b>406</b>	<b>2,631</b>
<b>NONCRIMINAL INCIDENTS</b>								
Person Missing or Found	0	0	0	0	0	0	0	0
Juvenile, Noncriminal	0	0	0	0	0	0	0	0
Commitment	0	0	0	0	0	0	0	0
Miscellaneous, Noncriminal	1	0	2	1	8	2	2	16
Suicide and Attempt	0	0	0	0	0	0	0	0
Mentally Ill	0	0	0	0	0	0	0	0
Accident, Traffic - Vehicle/Boat	0	0	0	0	0	0	0	0
Accident, Miscellaneous	0	0	0	0	0	0	0	0
Person Dead	0	0	0	0	0	0	0	0
<b>SUBTOTAL</b>	<b>1</b>	<b>0</b>	<b>2</b>	<b>1</b>	<b>8</b>	<b>2</b>	<b>2</b>	<b>16</b>
<b>CALENDAR YEAR 2019</b>	<b>536</b>	<b>444</b>	<b>435</b>	<b>20</b>	<b>852</b>	<b>173</b>	<b>418</b>	<b>2,878</b>
<b>CALENDAR YEAR 2018</b>	<b>622</b>	<b>394</b>	<b>374</b>	<b>19</b>	<b>910</b>	<b>141</b>	<b>383</b>	<b>2,843</b>
<b>% CHANGE 2018 TO 2019</b>	<b>-14</b>	<b>13</b>	<b>16</b>	<b>5</b>	<b>-6</b>	<b>23</b>	<b>9</b>	<b>1</b>

LOS ANGELES COUNTY SHERIFF'S DEPARTMENT  
**2019 MALIBU/LOST HILLS SHERIFF'S STATION**  
**COMPARISON OF ADULT ARRESTS BY CITY/AREA**

	Unincorporated	City of Agoura Hills	City of Calabasas	City of Hidden Hills	City of Malibu	City of Westlake Village	Other	Total
<b>PART I CRIMES</b>								
Criminal Homicide	1	0	0	0	1	0	0	2
Rape	1	1	1	0	0	0	0	3
Robbery	9	1	2	0	8	1	0	21
Aggravated Assault	18	8	11	0	19	3	0	59
Burglary	11	4	11	0	16	1	2	45
Larceny Theft	5	11	8	0	14	32	2	72
Grand Theft Auto	5	4	1	0	5	2	5	22
Arson	0	0	0	0	0	0	0	0
<b>SUBTOTAL</b>	<b>50</b>	<b>29</b>	<b>34</b>	<b>0</b>	<b>63</b>	<b>39</b>	<b>9</b>	<b>224</b>
<b>PART II CRIMES</b>								
Forgery	1	0	2	0	1	0	0	4
Fraud and NSF Checks	7	11	10	0	8	6	6	48
Sex Offense, Felony	1	0	3	0	1	0	1	6
Sex Offense, Misdemeanor	0	0	0	0	1	0	0	1
Non-aggravated Assault	16	11	20	0	14	4	0	65
Weapon	4	6	7	0	13	1	15	46
Offense Against Family	2	0	3	0	2	0	0	7
Narcotic	123	74	57	0	97	16	180	547
Liquor/Tobacco	0	0	0	0	0	0	0	0
Drunk - Alcohol/Drug	13	24	10	0	56	10	1	114
Disorderly Conduct	1	0	1	0	4	1	0	7
Vagrancy/Quality of Life	0	0	1	0	0	0	0	1
Gambling	0	0	0	0	0	0	0	0
Drunk Driving - Vehicle/Boat	19	56	39	2	56	18	2	192
Vehicle/Boating	78	114	108	8	177	34	36	555
Vandalism	2	1	0	0	4	0	0	7
Warrant	178	99	108	5	268	33	138	829
Receiving Stolen Property	0	1	2	0	2	1	0	6
Federal Offense Without Money	0	1	0	0	0	0	1	2
Federal Offense With Money	0	0	0	0	0	0	0	0
Felony, Miscellaneous	6	1	4	2	10	0	2	25
Misdemeanor, Miscellaneous	31	10	18	2	64	4	23	152
<b>SUBTOTAL</b>	<b>482</b>	<b>409</b>	<b>393</b>	<b>19</b>	<b>778</b>	<b>128</b>	<b>405</b>	<b>2,614</b>
<b>NONCRIMINAL INCIDENTS</b>								
Person Missing or Found	0	0	0	0	0	0	0	0
Juvenile, Noncriminal	0	0	0	0	0	0	0	0
Commitment	0	0	0	0	0	0	0	0
Miscellaneous, Noncriminal	1	0	2	1	8	2	2	16
Suicide and Attempt	0	0	0	0	0	0	0	0
Mentally Ill	0	0	0	0	0	0	0	0
Accident, Traffic - Vehicle/Boat	0	0	0	0	0	0	0	0
Accident, Miscellaneous	0	0	0	0	0	0	0	0
Person Dead	0	0	0	0	0	0	0	0
<b>SUBTOTAL</b>	<b>1</b>	<b>0</b>	<b>2</b>	<b>1</b>	<b>8</b>	<b>2</b>	<b>2</b>	<b>16</b>
<b>CALENDAR YEAR 2019</b>	<b>533</b>	<b>438</b>	<b>429</b>	<b>20</b>	<b>849</b>	<b>169</b>	<b>416</b>	<b>2,854</b>
<b>CALENDAR YEAR 2018</b>	<b>615</b>	<b>381</b>	<b>360</b>	<b>19</b>	<b>907</b>	<b>140</b>	<b>383</b>	<b>2,805</b>
<b>% CHANGE 2018 TO 2019</b>	<b>-13</b>	<b>15</b>	<b>19</b>	<b>5</b>	<b>-6</b>	<b>21</b>	<b>9</b>	<b>2</b>

LOS ANGELES COUNTY SHERIFF'S DEPARTMENT  
**2019 MALIBU/LOST HILLS SHERIFF'S STATION**  
**COMPARISON OF JUVENILE ARRESTS BY CITY/AREA**

	Unincorporated	City of Agoura Hills	City of Calabasas	City of Hidden Hills	City of Malibu	City of Westlake Village	Other	Total
<b>PART I CRIMES</b>								
Criminal Homicide	0	0	0	0	0	0	0	0
Rape	0	0	0	0	0	0	0	0
Robbery	0	0	1	0	0	0	1	2
Aggravated Assault	0	0	0	0	0	0	0	0
Burglary	0	1	0	0	0	0	0	1
Larceny Theft	0	0	3	0	0	1	0	4
Grand Theft Auto	0	0	0	0	0	0	0	0
Arson	0	0	0	0	0	0	0	0
<b>SUBTOTAL</b>	<b>0</b>	<b>1</b>	<b>4</b>	<b>0</b>	<b>0</b>	<b>1</b>	<b>1</b>	<b>7</b>
<b>PART II CRIMES</b>								
Forgery	0	0	0	0	0	0	0	0
Fraud and NSF Checks	0	0	0	0	0	0	0	0
Sex Offense, Felony	0	0	0	0	0	1	0	1
Sex Offense, Misdemeanor	0	0	0	0	0	0	0	0
Non-aggravated Assault	0	2	0	0	0	2	0	4
Weapon	0	0	0	0	0	0	0	0
Offense Against Family	0	0	0	0	0	0	0	0
Narcotic	1	0	2	0	0	0	0	3
Liquor/Tobacco	0	0	0	0	0	0	0	0
Drunk - Alcohol/Drug	0	0	0	0	0	0	0	0
Disorderly Conduct	0	0	0	0	0	0	0	0
Vagrancy/Quality of Life	0	0	0	0	0	0	0	0
Gambling	0	0	0	0	0	0	0	0
Drunk Driving - Vehicle/Boat	0	1	0	0	0	0	0	1
Vehicle/Boating	0	0	0	0	1	0	0	1
Vandalism	1	1	0	0	1	0	0	3
Warrant	1	0	0	0	1	0	0	2
Receiving Stolen Property	0	0	0	0	0	0	0	0
Federal Offense Without Money	0	0	0	0	0	0	0	0
Federal Offense With Money	0	0	0	0	0	0	0	0
Felony, Miscellaneous	0	0	0	0	0	0	1	1
Misdemeanor, Miscellaneous	0	1	0	0	0	0	0	1
<b>SUBTOTAL</b>	<b>3</b>	<b>5</b>	<b>2</b>	<b>0</b>	<b>3</b>	<b>3</b>	<b>1</b>	<b>17</b>
<b>NONCRIMINAL INCIDENTS</b>								
Person Missing or Found	0	0	0	0	0	0	0	0
Juvenile, Noncriminal	0	0	0	0	0	0	0	0
Commitment	0	0	0	0	0	0	0	0
Miscellaneous, Noncriminal	0	0	0	0	0	0	0	0
Suicide and Attempt	0	0	0	0	0	0	0	0
Mentally Ill	0	0	0	0	0	0	0	0
Accident, Traffic - Vehicle/Boat	0	0	0	0	0	0	0	0
Accident, Miscellaneous	0	0	0	0	0	0	0	0
Person Dead	0	0	0	0	0	0	0	0
<b>SUBTOTAL</b>	<b>0</b>	<b>0</b>	<b>0</b>	<b>0</b>	<b>0</b>	<b>0</b>	<b>0</b>	<b>0</b>
<b>CALENDAR YEAR 2019</b>	<b>3</b>	<b>6</b>	<b>6</b>	<b>0</b>	<b>3</b>	<b>4</b>	<b>2</b>	<b>24</b>
<b>CALENDAR YEAR 2018</b>	<b>7</b>	<b>13</b>	<b>14</b>	<b>0</b>	<b>3</b>	<b>1</b>	<b>0</b>	<b>38</b>
<b>% CHANGE 2018 TO 2019</b>	<b>-57</b>	<b>-54</b>	<b>-57</b>	<b>N/C</b>	<b>0</b>	<b>300</b>	<b>N/C</b>	<b>-37</b>

**LOS ANGELES COUNTY SHERIFF'S DEPARTMENT**  
**2019 MALIBU/LOST HILLS SHERIFF'S STATION**  
**MALE ADULT ARRESTS BY AGE**

	18	19	20	21	22	23	24
<b>PART I CRIMES</b>							
Criminal Homicide	0	0	1	0	0	0	0
Rape	0	0	0	0	0	0	0
Robbery	1	0	0	4	2	1	1
Aggravated Assault	1	0	0	1	1	0	1
Burglary	2	1	0	1	1	0	0
Larceny Theft	0	1	0	0	2	2	0
Grand Theft Auto	0	1	1	2	1	0	1
Arson	0	0	0	0	0	0	0
<b>SUBTOTAL</b>	<b>4</b>	<b>3</b>	<b>2</b>	<b>8</b>	<b>7</b>	<b>3</b>	<b>3</b>
<b>PART II CRIMES</b>							
Forgery	0	1	1	0	0	0	0
Fraud and NSF Checks	0	0	0	0	0	1	1
Sex Offense, Felony	0	0	0	0	0	0	0
Sex Offense, Misdemeanor	0	0	0	0	0	0	0
Non-aggravated Assault	1	2	1	1	0	0	1
Weapon	0	0	0	1	1	1	0
Offense Against Family	0	0	0	0	0	0	0
Narcotic	2	2	4	2	3	12	14
Liquor/Tobacco	0	0	0	0	0	0	0
Drunk - Alcohol/Drug	1	2	3	0	1	4	2
Disorderly Conduct	0	0	1	0	0	0	0
Vagrancy/Quality of Life	0	0	0	0	0	0	0
Gambling	0	0	0	0	0	0	0
Drunk Driving - Vehicle/Boat	0	0	5	9	3	4	5
Vehicle/Boating	3	7	7	12	10	24	18
Vandalism	0	0	0	0	0	1	0
Warrant	4	6	1	15	9	10	6
Receiving Stolen Property	0	0	0	0	1	0	0
Federal Offense Without Money	0	0	1	0	0	0	0
Federal Offense With Money	0	0	0	0	0	0	0
Felony, Miscellaneous	0	0	0	1	0	0	0
Misdemeanor, Miscellaneous	0	1	0	0	2	1	2
<b>SUBTOTAL</b>	<b>11</b>	<b>21</b>	<b>24</b>	<b>41</b>	<b>30</b>	<b>58</b>	<b>49</b>
<b>NONCRIMINAL INCIDENTS</b>							
Person Missing or Found	0	0	0	0	0	0	0
Juvenile, Noncriminal	0	0	0	0	0	0	0
Commitment	0	0	0	0	0	0	0
Miscellaneous, Noncriminal	0	0	0	1	0	0	0
Suicide and Attempt	0	0	0	0	0	0	0
Mentally Ill	0	0	0	0	0	0	0
Accident, Traffic - Vehicle/Boat	0	0	0	0	0	0	0
Accident, Miscellaneous	0	0	0	0	0	0	0
Person Dead	0	0	0	0	0	0	0
<b>SUBTOTAL</b>	<b>0</b>	<b>0</b>	<b>0</b>	<b>1</b>	<b>0</b>	<b>0</b>	<b>0</b>
<b>GRAND TOTAL</b>	<b>15</b>	<b>24</b>	<b>26</b>	<b>50</b>	<b>37</b>	<b>61</b>	<b>52</b>

**LOS ANGELES COUNTY SHERIFF'S DEPARTMENT**  
**2019 MALIBU/LOST HILLS SHERIFF'S STATION**  
**MALE ADULT ARRESTS BY AGE**

	25-29	30-34	35-39	40-44	45-49	50+	Total
<b>PART I CRIMES</b>							
Criminal Homicide	0	1	0	0	0	0	2
Rape	1	0	0	0	0	2	3
Robbery	2	3	3	1	1	0	19
Aggravated Assault	6	8	6	4	3	10	41
Burglary	8	7	7	1	5	1	34
Larceny Theft	5	7	7	1	6	6	37
Grand Theft Auto	4	4	1	1	2	2	20
Arson	0	0	0	0	0	0	0
<b>SUBTOTAL</b>	<b>26</b>	<b>30</b>	<b>24</b>	<b>8</b>	<b>17</b>	<b>21</b>	<b>156</b>
<b>PART II CRIMES</b>							
Forgery	0	0	0	0	0	0	2
Fraud and NSF Checks	7	7	8	5	5	1	35
Sex Offense, Felony	1	1	0	1	0	3	6
Sex Offense, Misdemeanor	0	1	0	0	0	0	1
Non-aggravated Assault	4	6	6	4	3	20	49
Weapon	11	5	4	3	7	12	45
Offense Against Family	2	1	1	0	0	1	5
Narcotic	95	56	75	43	28	82	418
Liquor/Tobacco	0	0	0	0	0	0	0
Drunk - Alcohol/Drug	13	16	13	6	10	24	95
Disorderly Conduct	1	0	2	0	0	3	7
Vagrancy/Quality of Life	1	0	0	0	0	0	1
Gambling	0	0	0	0	0	0	0
Drunk Driving - Vehicle/Boat	28	14	25	10	10	26	139
Vehicle/Boating	95	65	51	45	35	76	448
Vandalism	0	1	0	2	1	1	6
Warrant	111	101	82	70	60	189	664
Receiving Stolen Property	1	2	1	0	0	0	5
Federal Offense Without Money	0	0	0	1	0	0	2
Federal Offense With Money	0	0	0	0	0	0	0
Felony, Miscellaneous	3	3	5	3	2	4	21
Misdemeanor, Miscellaneous	19	16	13	15	9	40	118
<b>SUBTOTAL</b>	<b>392</b>	<b>295</b>	<b>286</b>	<b>208</b>	<b>170</b>	<b>482</b>	<b>2,067</b>
<b>NONCRIMINAL INCIDENTS</b>							
Person Missing or Found	0	0	0	0	0	0	0
Juvenile, Noncriminal	0	0	0	0	0	0	0
Commitment	0	0	0	0	0	0	0
Miscellaneous, Noncriminal	4	1	1	4	1	3	15
Suicide and Attempt	0	0	0	0	0	0	0
Mentally Ill	0	0	0	0	0	0	0
Accident, Traffic - Vehicle/Boat	0	0	0	0	0	0	0
Accident, Miscellaneous	0	0	0	0	0	0	0
Person Dead	0	0	0	0	0	0	0
<b>SUBTOTAL</b>	<b>4</b>	<b>1</b>	<b>1</b>	<b>4</b>	<b>1</b>	<b>3</b>	<b>15</b>
<b>GRAND TOTAL</b>	<b>422</b>	<b>326</b>	<b>311</b>	<b>220</b>	<b>188</b>	<b>506</b>	<b>2,238</b>



**LOS ANGELES COUNTY SHERIFF'S DEPARTMENT**  
**2019 MALIBU/LOST HILLS SHERIFF'S STATION**  
**MALE JUVENILE ARRESTS BY AGE**

	0-10	11-12	13-14	15	16	17	Total
<b>PART I CRIMES</b>							
Criminal Homicide	0	0	0	0	0	0	0
Rape	0	0	0	0	0	0	0
Robbery	0	0	1	0	0	1	2
Aggravated Assault	0	0	0	0	0	0	0
Burglary	0	0	0	0	0	1	1
Larceny Theft	0	0	3	0	1	0	4
Grand Theft Auto	0	0	0	0	0	0	0
Arson	0	0	0	0	0	0	0
<b>SUBTOTAL</b>	<b>0</b>	<b>0</b>	<b>4</b>	<b>0</b>	<b>1</b>	<b>2</b>	<b>7</b>
<b>PART II CRIMES</b>							
Forgery	0	0	0	0	0	0	0
Fraud and NSF Checks	0	0	0	0	0	0	0
Sex Offense, Felony	0	0	1	0	0	0	1
Sex Offense, Misdemeanor	0	0	0	0	0	0	0
Non-aggravated Assault	0	0	0	1	2	0	3
Weapon	0	0	0	0	0	0	0
Offense Against Family	0	0	0	0	0	0	0
Narcotic	0	0	2	0	0	0	2
Liquor/Tobacco	0	0	0	0	0	0	0
Drunk - Alcohol/Drug	0	0	0	0	0	0	0
Disorderly Conduct	0	0	0	0	0	0	0
Vagrancy/Quality of Life	0	0	0	0	0	0	0
Gambling	0	0	0	0	0	0	0
Drunk Driving - Vehicle/Boat	0	0	0	0	0	1	1
Vehicle/Boating	0	0	0	0	0	1	1
Vandalism	0	0	0	0	0	2	2
Warrant	0	0	0	0	0	2	2
Receiving Stolen Property	0	0	0	0	0	0	0
Federal Offense Without Money	0	0	0	0	0	0	0
Federal Offense With Money	0	0	0	0	0	0	0
Felony, Miscellaneous	0	0	0	0	0	0	0
Misdemeanor, Miscellaneous	0	0	1	0	0	0	1
<b>SUBTOTAL</b>	<b>0</b>	<b>0</b>	<b>4</b>	<b>1</b>	<b>2</b>	<b>6</b>	<b>13</b>
<b>NONCRIMINAL INCIDENTS</b>							
Person Missing or Found	0	0	0	0	0	0	0
Juvenile, Noncriminal	0	0	0	0	0	0	0
Commitment	0	0	0	0	0	0	0
Miscellaneous, Noncriminal	0	0	0	0	0	0	0
Suicide and Attempt	0	0	0	0	0	0	0
Mentally Ill	0	0	0	0	0	0	0
Accident, Traffic - Vehicle/Boat	0	0	0	0	0	0	0
Accident, Miscellaneous	0	0	0	0	0	0	0
Person Dead	0	0	0	0	0	0	0
<b>SUBTOTAL</b>	<b>0</b>	<b>0</b>	<b>0</b>	<b>0</b>	<b>0</b>	<b>0</b>	<b>0</b>
<b>GRAND TOTAL</b>	<b>0</b>	<b>0</b>	<b>8</b>	<b>1</b>	<b>3</b>	<b>8</b>	<b>20</b>

**LOS ANGELES COUNTY SHERIFF'S DEPARTMENT**  
**2019 MALIBU/LOST HILLS SHERIFF'S STATION**  
**FEMALE ADULT ARRESTS BY AGE**

	18	19	20	21	22	23	24
<b>PART I CRIMES</b>							
Criminal Homicide	0	0	0	0	0	0	0
Rape	0	0	0	0	0	0	0
Robbery	0	0	1	0	0	0	0
Aggravated Assault	0	1	0	1	0	1	0
Burglary	0	1	1	1	1	0	1
Larceny Theft	0	0	2	1	3	1	1
Grand Theft Auto	0	0	0	0	0	0	0
Arson	0	0	0	0	0	0	0
<b>SUBTOTAL</b>	<b>0</b>	<b>2</b>	<b>4</b>	<b>3</b>	<b>4</b>	<b>2</b>	<b>2</b>
<b>PART II CRIMES</b>							
Forgery	0	0	0	0	0	0	0
Fraud and NSF Checks	0	0	0	0	0	0	0
Sex Offense, Felony	0	0	0	0	0	0	0
Sex Offense, Misdemeanor	0	0	0	0	0	0	0
Non-aggravated Assault	0	0	0	1	0	0	0
Weapon	0	0	0	0	1	0	0
Offense Against Family	0	0	0	0	0	0	0
Narcotic	2	2	5	4	1	4	7
Liquor/Tobacco	0	0	0	0	0	0	0
Drunk - Alcohol/Drug	0	0	0	0	0	0	0
Disorderly Conduct	0	0	0	0	0	0	0
Vagrancy/Quality of Life	0	0	0	0	0	0	0
Gambling	0	0	0	0	0	0	0
Drunk Driving - Vehicle/Boat	0	0	0	0	3	5	4
Vehicle/Boating	0	1	2	3	2	7	4
Vandalism	0	0	0	0	0	0	0
Warrant	1	2	3	2	3	4	3
Receiving Stolen Property	0	0	0	0	0	0	0
Federal Offense Without Money	0	0	0	0	0	0	0
Federal Offense With Money	0	0	0	0	0	0	0
Felony, Miscellaneous	1	0	0	0	0	0	0
Misdemeanor, Miscellaneous	0	0	1	0	2	1	0
<b>SUBTOTAL</b>	<b>4</b>	<b>5</b>	<b>11</b>	<b>10</b>	<b>12</b>	<b>21</b>	<b>18</b>
<b>NONCRIMINAL INCIDENTS</b>							
Person Missing or Found	0	0	0	0	0	0	0
Juvenile, Noncriminal	0	0	0	0	0	0	0
Commitment	0	0	0	0	0	0	0
Miscellaneous, Noncriminal	0	0	0	0	0	0	0
Suicide and Attempt	0	0	0	0	0	0	0
Mentally Ill	0	0	0	0	0	0	0
Accident, Traffic - Vehicle/Boat	0	0	0	0	0	0	0
Accident, Miscellaneous	0	0	0	0	0	0	0
Person Dead	0	0	0	0	0	0	0
<b>SUBTOTAL</b>	<b>0</b>	<b>0</b>	<b>0</b>	<b>0</b>	<b>0</b>	<b>0</b>	<b>0</b>
<b>GRAND TOTAL</b>	<b>4</b>	<b>7</b>	<b>15</b>	<b>13</b>	<b>16</b>	<b>23</b>	<b>20</b>

LOS ANGELES COUNTY SHERIFF'S DEPARTMENT  
**2019 MALIBU/LOST HILLS SHERIFF'S STATION**  
**FEMALE ADULT ARRESTS BY AGE**

	25-29	30-34	35-39	40-44	45-49	50+	Total
<b>PART I CRIMES</b>							
Criminal Homicide	0	0	0	0	0	0	0
Rape	0	0	0	0	0	0	0
Robbery	1	0	0	0	0	0	2
Aggravated Assault	0	3	2	1	1	8	18
Burglary	0	2	2	0	2	0	11
Larceny Theft	5	4	4	0	3	11	35
Grand Theft Auto	0	0	0	1	1	0	2
Arson	0	0	0	0	0	0	0
<b>SUBTOTAL</b>	<b>6</b>	<b>9</b>	<b>8</b>	<b>2</b>	<b>7</b>	<b>19</b>	<b>68</b>
<b>PART II CRIMES</b>							
Forgery	1	0	0	0	0	1	2
Fraud and NSF Checks	4	6	2	0	1	0	13
Sex Offense, Felony	0	0	0	0	0	0	0
Sex Offense, Misdemeanor	0	0	0	0	0	0	0
Non-aggravated Assault	1	2	0	2	3	7	16
Weapon	0	0	0	0	0	0	1
Offense Against Family	0	0	1	0	0	1	2
Narcotic	28	18	18	16	8	16	129
Liquor/Tobacco	0	0	0	0	0	0	0
Drunk - Alcohol/Drug	1	0	6	2	4	6	19
Disorderly Conduct	0	0	0	0	0	0	0
Vagrancy/Quality of Life	0	0	0	0	0	0	0
Gambling	0	0	0	0	0	0	0
Drunk Driving - Vehicle/Boat	13	8	7	2	3	8	53
Vehicle/Boating	21	15	6	6	17	23	107
Vandalism	1	0	0	0	0	0	1
Warrant	26	20	33	15	22	31	165
Receiving Stolen Property	0	1	0	0	0	0	1
Federal Offense Without Money	0	0	0	0	0	0	0
Federal Offense With Money	0	0	0	0	0	0	0
Felony, Miscellaneous	3	0	0	0	0	0	4
Misdemeanor, Miscellaneous	6	4	2	5	5	8	34
<b>SUBTOTAL</b>	<b>105</b>	<b>74</b>	<b>75</b>	<b>48</b>	<b>63</b>	<b>101</b>	<b>547</b>
<b>NONCRIMINAL INCIDENTS</b>							
Person Missing or Found	0	0	0	0	0	0	0
Juvenile, Noncriminal	0	0	0	0	0	0	0
Commitment	0	0	0	0	0	0	0
Miscellaneous, Noncriminal	0	0	0	0	1	0	1
Suicide and Attempt	0	0	0	0	0	0	0
Mentally Ill	0	0	0	0	0	0	0
Accident, Traffic - Vehicle/Boat	0	0	0	0	0	0	0
Accident, Miscellaneous	0	0	0	0	0	0	0
Person Dead	0	0	0	0	0	0	0
<b>SUBTOTAL</b>	<b>0</b>	<b>0</b>	<b>0</b>	<b>0</b>	<b>1</b>	<b>0</b>	<b>1</b>
<b>GRAND TOTAL</b>	<b>111</b>	<b>83</b>	<b>83</b>	<b>50</b>	<b>71</b>	<b>120</b>	<b>616</b>

**LOS ANGELES COUNTY SHERIFF'S DEPARTMENT**  
**2019 MALIBU/LOST HILLS SHERIFF'S STATION**  
**FEMALE JUVENILE ARRESTS BY AGE**

	0-10	11-12	13-14	15	16	17	Total
<b>PART I CRIMES</b>							
Criminal Homicide	0	0	0	0	0	0	0
Rape	0	0	0	0	0	0	0
Robbery	0	0	0	0	0	0	0
Aggravated Assault	0	0	0	0	0	0	0
Burglary	0	0	0	0	0	0	0
Larceny Theft	0	0	0	0	0	0	0
Grand Theft Auto	0	0	0	0	0	0	0
Arson	0	0	0	0	0	0	0
<b>SUBTOTAL</b>	<b>0</b>	<b>0</b>	<b>0</b>	<b>0</b>	<b>0</b>	<b>0</b>	<b>0</b>
<b>PART II CRIMES</b>							
Forgery	0	0	0	0	0	0	0
Fraud and NSF Checks	0	0	0	0	0	0	0
Sex Offense, Felony	0	0	0	0	0	0	0
Sex Offense, Misdemeanor	0	0	0	0	0	0	0
Non-aggravated Assault	0	0	1	0	0	0	1
Weapon	0	0	0	0	0	0	0
Offense Against Family	0	0	0	0	0	0	0
Narcotic	0	0	0	0	0	1	1
Liquor/Tobacco	0	0	0	0	0	0	0
Drunk - Alcohol/Drug	0	0	0	0	0	0	0
Disorderly Conduct	0	0	0	0	0	0	0
Vagrancy/Quality of Life	0	0	0	0	0	0	0
Gambling	0	0	0	0	0	0	0
Drunk Driving - Vehicle/Boat	0	0	0	0	0	0	0
Vehicle/Boating	0	0	0	0	0	0	0
Vandalism	0	0	0	0	1	0	1
Warrant	0	0	0	0	0	0	0
Receiving Stolen Property	0	0	0	0	0	0	0
Federal Offense Without Money	0	0	0	0	0	0	0
Federal Offense With Money	0	0	0	0	0	0	0
Felony, Miscellaneous	0	0	0	0	0	1	1
Misdemeanor, Miscellaneous	0	0	0	0	0	0	0
<b>SUBTOTAL</b>	<b>0</b>	<b>0</b>	<b>1</b>	<b>0</b>	<b>1</b>	<b>2</b>	<b>4</b>
<b>NONCRIMINAL INCIDENTS</b>							
Person Missing or Found	0	0	0	0	0	0	0
Juvenile, Noncriminal	0	0	0	0	0	0	0
Commitment	0	0	0	0	0	0	0
Miscellaneous, Noncriminal	0	0	0	0	0	0	0
Suicide and Attempt	0	0	0	0	0	0	0
Mentally Ill	0	0	0	0	0	0	0
Accident, Traffic - Vehicle/Boat	0	0	0	0	0	0	0
Accident, Miscellaneous	0	0	0	0	0	0	0
Person Dead	0	0	0	0	0	0	0
<b>SUBTOTAL</b>	<b>0</b>	<b>0</b>	<b>0</b>	<b>0</b>	<b>0</b>	<b>0</b>	<b>0</b>
<b>GRAND TOTAL</b>	<b>0</b>	<b>0</b>	<b>1</b>	<b>0</b>	<b>1</b>	<b>2</b>	<b>4</b>

LOS ANGELES COUNTY SHERIFF'S DEPARTMENT  
**2019 MALIBU/LOST HILLS SHERIFF'S STATION - UNINCORPORATED AREA**  
**INCIDENT AND ARREST SUMMARY**

	Reported Incidents	Adults Arrested	Juveniles Arrested	Total Arrested
<b>PART I CRIMES</b>				
Criminal Homicide	0	1	0	1
Rape	9	1	0	1
Robbery	3	9	0	9
Aggravated Assault	18	18	0	18
Burglary	79	11	0	11
Larceny Theft	171	5	0	5
Grand Theft Auto	19	5	0	5
Arson	2	0	0	0
<b>SUBTOTAL</b>	<b>301</b>	<b>50</b>	<b>0</b>	<b>50</b>
<b>PART II CRIMES</b>				
Forgery	9	1	0	1
Fraud and NSF Checks	54	7	0	7
Sex Offense, Felony	3	1	0	1
Sex Offense, Misdemeanor	4	0	0	0
Non-aggravated Assault	49	16	0	16
Weapon	10	4	0	4
Offense Against Family	5	2	0	2
Narcotic	88	123	1	124
Liquor/Tobacco	3	0	0	0
Drunk - Alcohol/Drug	13	13	0	13
Disorderly Conduct	7	1	0	1
Vagrancy/Quality of Life	0	0	0	0
Gambling	0	0	0	0
Drunk Driving - Vehicle/Boat	16	19	0	19
Vehicle/Boating	99	78	0	78
Vandalism	44	2	1	3
Warrant	1	178	1	179
Receiving Stolen Property	0	0	0	0
Federal Offense Without Money	0	0	0	0
Federal Offense With Money	8	0	0	0
Felony, Miscellaneous	17	6	0	6
Misdemeanor, Miscellaneous	45	31	0	31
<b>SUBTOTAL</b>	<b>475</b>	<b>482</b>	<b>3</b>	<b>485</b>
<b>NONCRIMINAL INCIDENTS</b>				
Person Missing or Found	19	0	0	0
Juvenile, Noncriminal	31	0	0	0
Commitment	0	0	0	0
Miscellaneous, Noncriminal	233	1	0	1
Suicide and Attempt	7	0	0	0
Mentally Ill	35	0	0	0
Accident, Traffic - Vehicle/Boat	19	0	0	0
Accident, Miscellaneous	3	0	0	0
Person Dead	13	0	0	0
<b>SUBTOTAL</b>	<b>360</b>	<b>1</b>	<b>0</b>	<b>1</b>
<b>CALENDAR YEAR 2019</b>	<b>1,136</b>	<b>533</b>	<b>3</b>	<b>536</b>
<b>CALENDAR YEAR 2018</b>	<b>1,193</b>	<b>615</b>	<b>7</b>	<b>622</b>
<b>% CHANGE 2018 TO 2019</b>	<b>-5</b>	<b>-13</b>	<b>-57</b>	<b>-14</b>

**LOS ANGELES COUNTY SHERIFF'S DEPARTMENT**  
**2019 MALIBU/LOST HILLS SHERIFF'S STATION - CITY OF AGOURA HILLS**  
**INCIDENT AND ARREST SUMMARY**

	Reported Incidents	Adults Arrested	Juveniles Arrested	Total Arrested
<b>PART I CRIMES</b>				
Criminal Homicide	0	0	0	0
Rape	7	1	0	1
Robbery	5	1	0	1
Aggravated Assault	11	8	0	8
Burglary	67	4	1	5
Larceny Theft	225	11	0	11
Grand Theft Auto	17	4	0	4
Arson	0	0	0	0
<b>SUBTOTAL</b>	<b>332</b>	<b>29</b>	<b>1</b>	<b>30</b>
<b>PART II CRIMES</b>				
Forgery	19	0	0	0
Fraud and NSF Checks	69	11	0	11
Sex Offense, Felony	3	0	0	0
Sex Offense, Misdemeanor	3	0	0	0
Non-aggravated Assault	41	11	2	13
Weapon	6	6	0	6
Offense Against Family	1	0	0	0
Narcotic	65	74	0	74
Liquor/Tobacco	6	0	0	0
Drunk - Alcohol/Drug	24	24	0	24
Disorderly Conduct	3	0	0	0
Vagrancy/Quality of Life	1	0	0	0
Gambling	0	0	0	0
Drunk Driving - Vehicle/Boat	51	56	1	57
Vehicle/Boating	171	114	0	114
Vandalism	45	1	1	2
Warrant	0	99	0	99
Receiving Stolen Property	1	1	0	1
Federal Offense Without Money	0	1	0	1
Federal Offense With Money	7	0	0	0
Felony, Miscellaneous	11	1	0	1
Misdemeanor, Miscellaneous	30	10	1	11
<b>SUBTOTAL</b>	<b>557</b>	<b>409</b>	<b>5</b>	<b>414</b>
<b>NONCRIMINAL INCIDENTS</b>				
Person Missing or Found	12	0	0	0
Juvenile, Noncriminal	42	0	0	0
Commitment	0	0	0	0
Miscellaneous, Noncriminal	262	0	0	0
Suicide and Attempt	3	0	0	0
Mentally Ill	31	0	0	0
Accident, Traffic - Vehicle/Boat	134	0	0	0
Accident, Miscellaneous	0	0	0	0
Person Dead	7	0	0	0
<b>SUBTOTAL</b>	<b>491</b>	<b>0</b>	<b>0</b>	<b>0</b>
<b>CALENDAR YEAR 2019</b>	<b>1,380</b>	<b>438</b>	<b>6</b>	<b>444</b>
<b>CALENDAR YEAR 2018</b>	<b>1,311</b>	<b>381</b>	<b>13</b>	<b>394</b>
<b>% CHANGE 2018 TO 2019</b>	<b>5</b>	<b>15</b>	<b>-54</b>	<b>13</b>

**LOS ANGELES COUNTY SHERIFF'S DEPARTMENT**  
**2019 MALIBU/LOST HILLS SHERIFF'S STATION - CITY OF CALABASAS**  
**INCIDENT AND ARREST SUMMARY**

	Reported Incidents	Adults Arrested	Juveniles Arrested	Total Arrested
<b>PART I CRIMES</b>				
Criminal Homicide	2	0	0	0
Rape	6	1	0	1
Robbery	15	2	1	3
Aggravated Assault	12	11	0	11
Burglary	81	11	0	11
Larceny Theft	229	8	3	11
Grand Theft Auto	24	1	0	1
Arson	2	0	0	0
<b>SUBTOTAL</b>	<b>371</b>	<b>34</b>	<b>4</b>	<b>38</b>
<b>PART II CRIMES</b>				
Forgery	22	2	0	2
Fraud and NSF Checks	110	10	0	10
Sex Offense, Felony	1	3	0	3
Sex Offense, Misdemeanor	6	0	0	0
Non-aggravated Assault	49	20	0	20
Weapon	9	7	0	7
Offense Against Family	7	3	0	3
Narcotic	49	57	2	59
Liquor/Tobacco	8	0	0	0
Drunk - Alcohol/Drug	11	10	0	10
Disorderly Conduct	10	1	0	1
Vagrancy/Quality of Life	0	1	0	1
Gambling	0	0	0	0
Drunk Driving - Vehicle/Boat	39	39	0	39
Vehicle/Boating	175	108	0	108
Vandalism	63	0	0	0
Warrant	0	108	0	108
Receiving Stolen Property	2	2	0	2
Federal Offense Without Money	0	0	0	0
Federal Offense With Money	9	0	0	0
Felony, Miscellaneous	8	4	0	4
Misdemeanor, Miscellaneous	38	18	0	18
<b>SUBTOTAL</b>	<b>616</b>	<b>393</b>	<b>2</b>	<b>395</b>
<b>NONCRIMINAL INCIDENTS</b>				
Person Missing or Found	22	0	0	0
Juvenile, Noncriminal	45	0	0	0
Commitment	0	0	0	0
Miscellaneous, Noncriminal	459	2	0	2
Suicide and Attempt	3	0	0	0
Mentally Ill	34	0	0	0
Accident, Traffic - Vehicle/Boat	163	0	0	0
Accident, Miscellaneous	0	0	0	0
Person Dead	7	0	0	0
<b>SUBTOTAL</b>	<b>733</b>	<b>2</b>	<b>0</b>	<b>2</b>
<b>CALENDAR YEAR 2019</b>	<b>1,720</b>	<b>429</b>	<b>6</b>	<b>435</b>
<b>CALENDAR YEAR 2018</b>	<b>1,630</b>	<b>360</b>	<b>14</b>	<b>374</b>
<b>% CHANGE 2018 TO 2019</b>	<b>6</b>	<b>19</b>	<b>-57</b>	<b>16</b>



**LOS ANGELES COUNTY SHERIFF'S DEPARTMENT**  
**2019 MALIBU/LOST HILLS SHERIFF'S STATION - CITY OF HIDDEN HILLS**  
**INCIDENT AND ARREST SUMMARY**

	Reported Incidents	Adults Arrested	Juveniles Arrested	Total Arrested
<b>PART I CRIMES</b>				
Criminal Homicide	0	0	0	0
Rape	1	0	0	0
Robbery	0	0	0	0
Aggravated Assault	0	0	0	0
Burglary	10	0	0	0
Larceny Theft	8	0	0	0
Grand Theft Auto	1	0	0	0
Arson	0	0	0	0
<b>SUBTOTAL</b>	<b>20</b>	<b>0</b>	<b>0</b>	<b>0</b>
<b>PART II CRIMES</b>				
Forgery	0	0	0	0
Fraud and NSF Checks	6	0	0	0
Sex Offense, Felony	0	0	0	0
Sex Offense, Misdemeanor	0	0	0	0
Non-aggravated Assault	2	0	0	0
Weapon	2	0	0	0
Offense Against Family	0	0	0	0
Narcotic	0	0	0	0
Liquor/Tobacco	0	0	0	0
Drunk - Alcohol/Drug	0	0	0	0
Disorderly Conduct	0	0	0	0
Vagrancy/Quality of Life	0	0	0	0
Gambling	0	0	0	0
Drunk Driving - Vehicle/Boat	1	2	0	2
Vehicle/Boating	10	8	0	8
Vandalism	1	0	0	0
Warrant	0	5	0	5
Receiving Stolen Property	0	0	0	0
Federal Offense Without Money	0	0	0	0
Federal Offense With Money	0	0	0	0
Felony, Miscellaneous	2	2	0	2
Misdemeanor, Miscellaneous	3	2	0	2
<b>SUBTOTAL</b>	<b>27</b>	<b>19</b>	<b>0</b>	<b>19</b>
<b>NONCRIMINAL INCIDENTS</b>				
Person Missing or Found	3	0	0	0
Juvenile, Noncriminal	3	0	0	0
Commitment	0	0	0	0
Miscellaneous, Noncriminal	11	1	0	1
Suicide and Attempt	1	0	0	0
Mentally Ill	4	0	0	0
Accident, Traffic - Vehicle/Boat	3	0	0	0
Accident, Miscellaneous	0	0	0	0
Person Dead	1	0	0	0
<b>SUBTOTAL</b>	<b>26</b>	<b>1</b>	<b>0</b>	<b>1</b>
<b>CALENDAR YEAR 2019</b>	<b>73</b>	<b>20</b>	<b>0</b>	<b>20</b>
<b>CALENDAR YEAR 2018</b>	<b>71</b>	<b>19</b>	<b>0</b>	<b>19</b>
<b>% CHANGE 2018 TO 2019</b>	<b>3</b>	<b>5</b>	<b>N/C</b>	<b>5</b>

**LOS ANGELES COUNTY SHERIFF'S DEPARTMENT**  
**2019 MALIBU/LOST HILLS SHERIFF'S STATION - CITY OF MALIBU**  
**INCIDENT AND ARREST SUMMARY**

	Reported Incidents	Adults Arrested	Juveniles Arrested	Total Arrested
<b>PART I CRIMES</b>				
Criminal Homicide	1	1	0	1
Rape	5	0	0	0
Robbery	16	8	0	8
Aggravated Assault	22	19	0	19
Burglary	86	16	0	16
Larceny Theft	312	14	0	14
Grand Theft Auto	19	5	0	5
Arson	3	0	0	0
<b>SUBTOTAL</b>	<b>464</b>	<b>63</b>	<b>0</b>	<b>63</b>
<b>PART II CRIMES</b>				
Forgery	10	1	0	1
Fraud and NSF Checks	35	8	0	8
Sex Offense, Felony	9	1	0	1
Sex Offense, Misdemeanor	3	1	0	1
Non-aggravated Assault	57	14	0	14
Weapon	12	13	0	13
Offense Against Family	5	2	0	2
Narcotic	74	97	0	97
Liquor/Tobacco	1	0	0	0
Drunk - Alcohol/Drug	50	56	0	56
Disorderly Conduct	8	4	0	4
Vagrancy/Quality of Life	0	0	0	0
Gambling	0	0	0	0
Drunk Driving - Vehicle/Boat	55	56	0	56
Vehicle/Boating	268	177	1	178
Vandalism	67	4	1	5
Warrant	3	268	1	269
Receiving Stolen Property	0	2	0	2
Federal Offense Without Money	0	0	0	0
Federal Offense With Money	7	0	0	0
Felony, Miscellaneous	23	10	0	10
Misdemeanor, Miscellaneous	91	64	0	64
<b>SUBTOTAL</b>	<b>778</b>	<b>778</b>	<b>3</b>	<b>781</b>
<b>NONCRIMINAL INCIDENTS</b>				
Person Missing or Found	13	0	0	0
Juvenile, Noncriminal	15	0	0	0
Commitment	0	0	0	0
Miscellaneous, Noncriminal	306	8	0	8
Suicide and Attempt	6	0	0	0
Mentally Ill	58	0	0	0
Accident, Traffic - Vehicle/Boat	310	0	0	0
Accident, Miscellaneous	0	0	0	0
Person Dead	13	0	0	0
<b>SUBTOTAL</b>	<b>721</b>	<b>8</b>	<b>0</b>	<b>8</b>
<b>CALENDAR YEAR 2019</b>	<b>1,963</b>	<b>849</b>	<b>3</b>	<b>852</b>
<b>CALENDAR YEAR 2018</b>	<b>1,929</b>	<b>907</b>	<b>3</b>	<b>910</b>
<b>% CHANGE 2018 TO 2019</b>	<b>2</b>	<b>-6</b>	<b>0</b>	<b>-6</b>

LOS ANGELES COUNTY SHERIFF'S DEPARTMENT  
**2019 MALIBU/LOST HILLS SHERIFF'S STATION - CITY OF WESTLAKE VILLAGE**  
**INCIDENT AND ARREST SUMMARY**

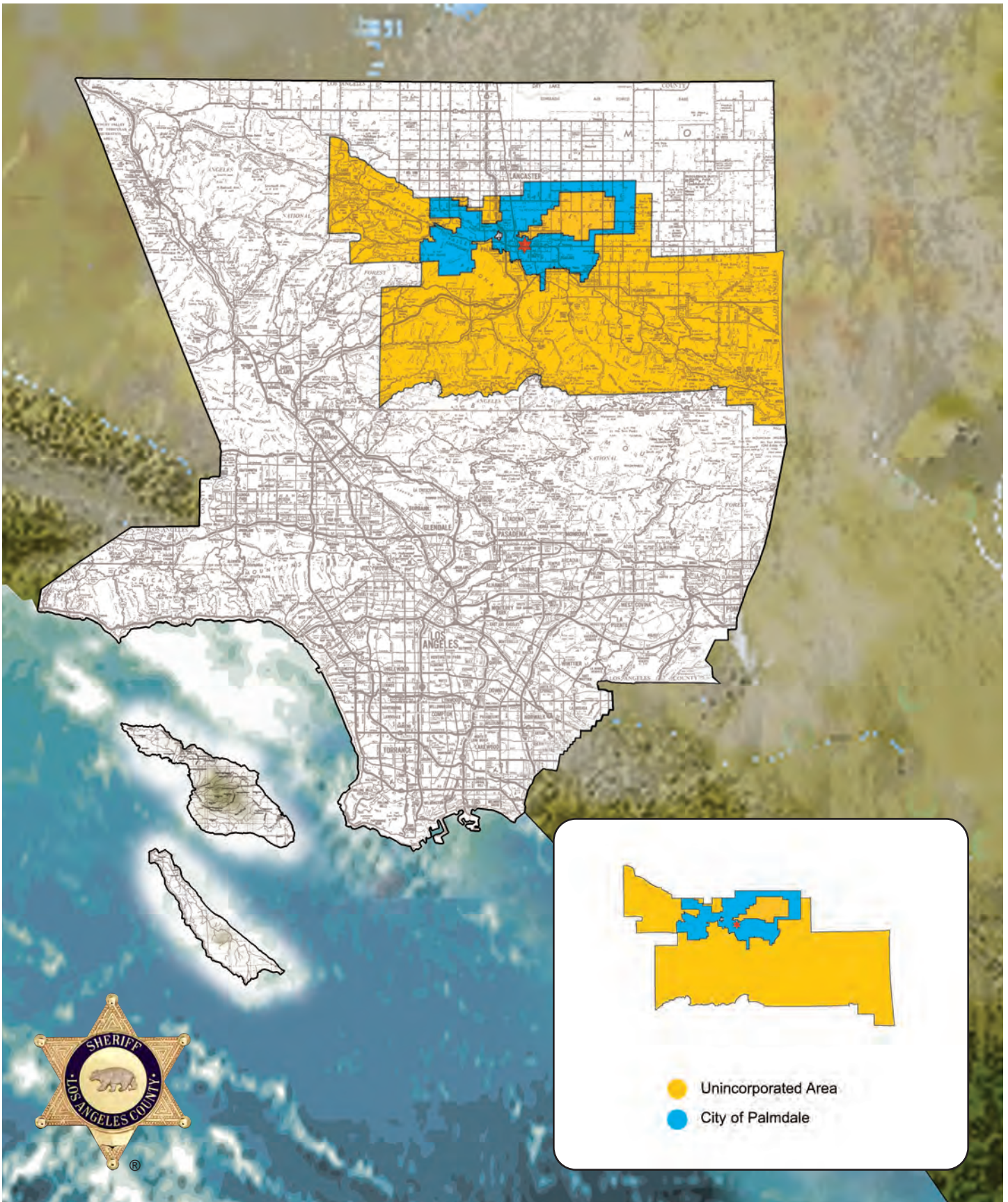
	Reported Incidents	Adults Arrested	Juveniles Arrested	Total Arrested
<b>PART I CRIMES</b>				
Criminal Homicide	0	0	0	0
Rape	5	0	0	0
Robbery	6	1	0	1
Aggravated Assault	2	3	0	3
Burglary	44	1	0	1
Larceny Theft	142	32	1	33
Grand Theft Auto	5	2	0	2
Arson	0	0	0	0
<b>SUBTOTAL</b>	<b>204</b>	<b>39</b>	<b>1</b>	<b>40</b>
<b>PART II CRIMES</b>				
Forgery	12	0	0	0
Fraud and NSF Checks	34	6	0	6
Sex Offense, Felony	1	0	1	1
Sex Offense, Misdemeanor	0	0	0	0
Non-aggravated Assault	23	4	2	6
Weapon	2	1	0	1
Offense Against Family	0	0	0	0
Narcotic	17	16	0	16
Liquor/Tobacco	1	0	0	0
Drunk - Alcohol/Drug	10	10	0	10
Disorderly Conduct	3	1	0	1
Vagrancy/Quality of Life	0	0	0	0
Gambling	0	0	0	0
Drunk Driving - Vehicle/Boat	15	18	0	18
Vehicle/Boating	66	34	0	34
Vandalism	17	0	0	0
Warrant	0	33	0	33
Receiving Stolen Property	1	1	0	1
Federal Offense Without Money	0	0	0	0
Federal Offense With Money	3	0	0	0
Felony, Miscellaneous	3	0	0	0
Misdemeanor, Miscellaneous	7	4	0	4
<b>SUBTOTAL</b>	<b>215</b>	<b>128</b>	<b>3</b>	<b>131</b>
<b>NONCRIMINAL INCIDENTS</b>				
Person Missing or Found	1	0	0	0
Juvenile, Noncriminal	16	0	0	0
Commitment	0	0	0	0
Miscellaneous, Noncriminal	133	2	0	2
Suicide and Attempt	5	0	0	0
Mentally Ill	7	0	0	0
Accident, Traffic - Vehicle/Boat	68	0	0	0
Accident, Miscellaneous	0	0	0	0
Person Dead	7	0	0	0
<b>SUBTOTAL</b>	<b>237</b>	<b>2</b>	<b>0</b>	<b>2</b>
<b>CALENDAR YEAR 2019</b>	<b>656</b>	<b>169</b>	<b>4</b>	<b>173</b>
<b>CALENDAR YEAR 2018</b>	<b>665</b>	<b>140</b>	<b>1</b>	<b>141</b>
<b>% CHANGE 2018 TO 2019</b>	<b>-1</b>	<b>21</b>	<b>300</b>	<b>23</b>

**LOS ANGELES COUNTY SHERIFF'S DEPARTMENT**  
**2019 MALIBU/LOST HILLS SHERIFF'S STATION - OTHER**  
**INCIDENT AND ARREST SUMMARY**

	Reported Incidents	Adults Arrested	Juveniles Arrested	Total Arrested
<b>PART I CRIMES</b>				
Criminal Homicide	0	0	0	0
Rape	0	0	0	0
Robbery	0	0	1	1
Aggravated Assault	0	0	0	0
Burglary	0	2	0	2
Larceny Theft	0	2	0	2
Grand Theft Auto	0	5	0	5
Arson	0	0	0	0
<b>SUBTOTAL</b>	<b>0</b>	<b>9</b>	<b>1</b>	<b>10</b>
<b>PART II CRIMES</b>				
Forgery	0	0	0	0
Fraud and NSF Checks	0	6	0	6
Sex Offense, Felony	0	1	0	1
Sex Offense, Misdemeanor	0	0	0	0
Non-aggravated Assault	0	0	0	0
Weapon	0	15	0	15
Offense Against Family	0	0	0	0
Narcotic	0	180	0	180
Liquor/Tobacco	0	0	0	0
Drunk - Alcohol/Drug	0	1	0	1
Disorderly Conduct	0	0	0	0
Vagrancy/Quality of Life	0	0	0	0
Gambling	0	0	0	0
Drunk Driving - Vehicle/Boat	0	2	0	2
Vehicle/Boating	0	36	0	36
Vandalism	0	0	0	0
Warrant	0	138	0	138
Receiving Stolen Property	0	0	0	0
Federal Offense Without Money	0	1	0	1
Federal Offense With Money	0	0	0	0
Felony, Miscellaneous	0	2	1	3
Misdemeanor, Miscellaneous	0	23	0	23
<b>SUBTOTAL</b>	<b>0</b>	<b>405</b>	<b>1</b>	<b>406</b>
<b>NONCRIMINAL INCIDENTS</b>				
Person Missing or Found	0	0	0	0
Juvenile, Noncriminal	0	0	0	0
Commitment	0	0	0	0
Miscellaneous, Noncriminal	0	2	0	2
Suicide and Attempt	0	0	0	0
Mentally Ill	0	0	0	0
Accident, Traffic - Vehicle/Boat	0	0	0	0
Accident, Miscellaneous	0	0	0	0
Person Dead	0	0	0	0
<b>SUBTOTAL</b>	<b>0</b>	<b>2</b>	<b>0</b>	<b>2</b>
<b>CALENDAR YEAR 2019</b>	<b>0</b>	<b>416</b>	<b>2</b>	<b>418</b>
<b>CALENDAR YEAR 2018</b>	<b>0</b>	<b>383</b>	<b>0</b>	<b>383</b>
<b>% CHANGE 2018 TO 2019</b>	<b>N/C</b>	<b>9</b>	<b>N/C</b>	<b>9</b>



LOS ANGELES COUNTY SHERIFF'S DEPARTMENT  
2019 NORTH PATROL DIVISION  
PALMDALE SHERIFF'S STATION PATROL AREA MAP



**LOS ANGELES COUNTY SHERIFF'S DEPARTMENT  
2019 PALMDALE SHERIFF'S STATION  
SYNOPSIS**

	Calendar Year 2018	Calendar Year 2019	Percent Change (%)	Crime Rate Per 10,000 Population	
				2018	2019

<b>TOTAL REPORTED INCIDENTS</b>	<b>18,508</b>	<b>18,463</b>	<b>0</b>		
---------------------------------	---------------	---------------	----------	--	--

<b>PART I CRIMES</b>	<b>3,788</b>	<b>3,625</b>	<b>-4</b>	<b>185.46</b>	<b>178.18</b>
Criminal Homicide	14	15	7	0.69	0.74
Rape	58	72	24	2.84	3.54
Robbery	180	217	21	8.81	10.67
Aggravated Assault	466	492	6	22.81	24.18
Burglary	693	605	-13	33.93	29.74
Larceny Theft	1,681	1,651	-2	82.30	81.15
Grand Theft Auto	659	545	-17	32.26	26.79
Arson	37	28	-24	1.81	1.38

<b>PART II CRIMES</b>	<b>5,671</b>	<b>6,079</b>	<b>7</b>	<b>277.65</b>	<b>298.80</b>
-----------------------	--------------	--------------	----------	---------------	---------------

<b>NONCRIMINAL INCIDENTS</b>	<b>9,049</b>	<b>8,759</b>	<b>-3</b>		
------------------------------	--------------	--------------	-----------	--	--

<b>TOTAL ARRESTS</b>	<b>6,317</b>	<b>7,429</b>	<b>18</b>		
----------------------	--------------	--------------	-----------	--	--

Adult Arrests	6,026	7,120	18		
Juvenile Arrests	291	309	6		

**PART I CRIMES STOLEN AND  
RECOVERED PROPERTY  
AMOUNT**

Stolen Property	\$8,728,878	\$22,760,445	161		
Recovered Property	\$4,020,061	\$4,535,108	13		
Percent Recovered (%)	46	20			

	Area in Square Miles 2019	Population 2019	Crime Rate Per 10,000 Population Part I Crimes		Percent Change (%)
			2018	2019	
<b>TOTAL AREA</b>	775.44	203,447	185.46	178.18	-4
Unincorporated	669.13	45,189	155.31	151.81	-2
City of Palmdale	106.32	158,257	194.01	185.71	-4

**LOS ANGELES COUNTY SHERIFF'S DEPARTMENT  
2019 PALMDALE SHERIFF'S STATION  
INCIDENT AND ARREST SUMMARY**

	Reported Incidents	Adults Arrested	Juveniles Arrested	Total Arrested
<b>PART I CRIMES</b>				
Criminal Homicide	15	5	0	5
Rape	72	2	0	2
Robbery	217	78	26	104
Aggravated Assault	492	414	34	448
Burglary	605	92	17	109
Larceny Theft	1,651	154	14	168
Grand Theft Auto	545	114	15	129
Arson	28	8	1	9
<b>SUBTOTAL</b>	<b>3,625</b>	<b>867</b>	<b>107</b>	<b>974</b>
<b>PART II CRIMES</b>				
Forgery	92	8	0	8
Fraud and NSF Checks	430	37	0	37
Sex Offense, Felony	100	8	1	9
Sex Offense, Misdemeanor	58	9	3	12
Non-aggravated Assault	1,175	290	54	344
Weapon	303	262	35	297
Offense Against Family	121	58	1	59
Narcotic	1,087	1,417	9	1,426
Liquor/Tobacco	1	4	0	4
Drunk - Alcohol/Drug	128	128	1	129
Disorderly Conduct	51	7	20	27
Vagrancy/Quality of Life	2	2	0	2
Gambling	3	3	0	3
Drunk Driving - Vehicle/Boat	334	395	2	397
Vehicle/Boating	914	702	4	706
Vandalism	656	37	15	52
Warrant	15	2,550	32	2,582
Receiving Stolen Property	12	23	2	25
Federal Offense Without Money	0	1	0	1
Federal Offense With Money	22	0	0	0
Felony, Miscellaneous	150	153	9	162
Misdemeanor, Miscellaneous	425	157	11	168
<b>SUBTOTAL</b>	<b>6,079</b>	<b>6,251</b>	<b>199</b>	<b>6,450</b>
<b>NONCRIMINAL INCIDENTS</b>				
Person Missing or Found	550	0	0	0
Juvenile, Noncriminal	907	0	2	2
Commitment	0	0	0	0
Miscellaneous, Noncriminal	5,440	2	1	3
Suicide and Attempt	73	0	0	0
Mentally Ill	461	0	0	0
Accident, Traffic - Vehicle/Boat	1,189	0	0	0
Accident, Miscellaneous	5	0	0	0
Person Dead	134	0	0	0
<b>SUBTOTAL</b>	<b>8,759</b>	<b>2</b>	<b>3</b>	<b>5</b>
<b>CALENDAR YEAR 2019</b>	<b>18,463</b>	<b>7,120</b>	<b>309</b>	<b>7,429</b>
<b>CALENDAR YEAR 2018</b>	<b>18,508</b>	<b>6,026</b>	<b>291</b>	<b>6,317</b>
<b>% CHANGE 2018 TO 2019</b>	<b>0</b>	<b>18</b>	<b>6</b>	<b>18</b>



**LOS ANGELES COUNTY SHERIFF'S DEPARTMENT  
2019 PALMDALE SHERIFF'S STATION  
PART I ACTUAL OFFENSES\* CLEARED**

	Station Total	Unincorporated	City of Palmdale
<b>Criminal Homicide</b>	<b>14</b>	<b>5</b>	<b>9</b>
Number Cleared	6	4	2
Percent Cleared (%)	43	80	22
<b>Rape</b>	<b>69</b>	<b>14</b>	<b>55</b>
Number Cleared	52	12	40
Percent Cleared (%)	75	86	73
<b>Robbery</b>	<b>216</b>	<b>22</b>	<b>194</b>
Number Cleared	111	10	101
Percent Cleared (%)	51	45	52
<b>Aggravated Assault</b>	<b>491</b>	<b>90</b>	<b>401</b>
Number Cleared	371	74	297
Percent Cleared (%)	76	82	74
<b>Burglary</b>	<b>592</b>	<b>145</b>	<b>447</b>
Number Cleared	102	12	90
Percent Cleared (%)	17	8	20
<b>Larceny Theft</b>	<b>1,635</b>	<b>251</b>	<b>1,384</b>
Number Cleared	268	32	236
Percent Cleared (%)	16	13	17
<b>Grand Theft Auto</b>	<b>534</b>	<b>135</b>	<b>399</b>
Number Cleared	87	19	68
Percent Cleared (%)	16	14	17
<b>Arson</b>	<b>28</b>	<b>11</b>	<b>17</b>
Number Cleared	7	3	4
Percent Cleared (%)	25	27	24
<b>TOTAL PART I OFFENSES</b>	<b>3,579</b>	<b>673</b>	<b>2,906</b>
Number Cleared	1,004	166	838
Percent Cleared (%)	28	25	29

\* Actual offenses (unfounded not included)

**LOS ANGELES COUNTY SHERIFF'S DEPARTMENT**  
**2019 PALMDALE SHERIFF'S STATION**  
**COMPARISON OF INCIDENTS BY CITY/AREA**

	Unincorporated	City of Palmdale	Other	Total
<b>PART I CRIMES</b>				
Criminal Homicide	5	10	0	15
Rape	14	58	0	72
Robbery	22	195	0	217
Aggravated Assault	91	401	0	492
Burglary	150	455	0	605
Larceny Theft	255	1,396	0	1,651
Grand Theft Auto	138	407	0	545
Arson	11	17	0	28
<b>SUBTOTAL</b>	<b>686</b>	<b>2,939</b>	<b>0</b>	<b>3,625</b>
<b>PART II CRIMES</b>				
Forgery	22	70	0	92
Fraud and NSF Checks	69	361	0	430
Sex Offense, Felony	29	71	0	100
Sex Offense, Misdemeanor	8	50	0	58
Non-aggravated Assault	165	1,010	0	1,175
Weapon	59	244	0	303
Offense Against Family	30	91	0	121
Narcotic	165	922	0	1,087
Liquor/Tobacco	0	1	0	1
Drunk - Alcohol/Drug	14	114	0	128
Disorderly Conduct	13	38	0	51
Vagrancy/Quality of Life	0	2	0	2
Gambling	1	2	0	3
Drunk Driving - Vehicle/Boat	11	323	0	334
Vehicle/Boating	40	874	0	914
Vandalism	113	543	0	656
Warrant	3	12	0	15
Receiving Stolen Property	3	9	0	12
Federal Offense Without Money	0	0	0	0
Federal Offense With Money	5	17	0	22
Felony, Miscellaneous	18	132	0	150
Misdemeanor, Miscellaneous	64	361	0	425
<b>SUBTOTAL</b>	<b>832</b>	<b>5,247</b>	<b>0</b>	<b>6,079</b>
<b>NONCRIMINAL INCIDENTS</b>				
Person Missing or Found	46	504	0	550
Juvenile, Noncriminal	123	784	0	907
Commitment	0	0	0	0
Miscellaneous, Noncriminal	628	4,812	0	5,440
Suicide and Attempt	18	55	0	73
Mentally Ill	78	383	0	461
Accident, Traffic - Vehicle/Boat	3	1,186	0	1,189
Accident, Miscellaneous	2	3	0	5
Person Dead	39	95	0	134
<b>SUBTOTAL</b>	<b>937</b>	<b>7,822</b>	<b>0</b>	<b>8,759</b>
<b>CALENDAR YEAR 2019</b>	<b>2,455</b>	<b>16,008</b>	<b>0</b>	<b>18,463</b>
<b>CALENDAR YEAR 2018</b>	<b>2,460</b>	<b>16,048</b>	<b>0</b>	<b>18,508</b>
<b>% CHANGE 2018 TO 2019</b>	<b>0</b>	<b>0</b>	<b>N/C</b>	<b>0</b>

**LOS ANGELES COUNTY SHERIFF'S DEPARTMENT**  
**2019 PALMDALE SHERIFF'S STATION**  
**COMPARISON OF ARRESTS BY CITY/AREA**

	Unincorporated	City of Palmdale	Other	Total
<b>PART I CRIMES</b>				
Criminal Homicide	1	4	0	5
Rape	0	2	0	2
Robbery	9	95	0	104
Aggravated Assault	67	380	1	448
Burglary	14	95	0	109
Larceny Theft	7	160	1	168
Grand Theft Auto	32	97	0	129
Arson	1	8	0	9
<b>SUBTOTAL</b>	<b>131</b>	<b>841</b>	<b>2</b>	<b>974</b>
<b>PART II CRIMES</b>				
Forgery	3	5	0	8
Fraud and NSF Checks	6	31	0	37
Sex Offense, Felony	3	6	0	9
Sex Offense, Misdemeanor	1	11	0	12
Non-aggravated Assault	33	311	0	344
Weapon	60	237	0	297
Offense Against Family	10	49	0	59
Narcotic	205	1,221	0	1,426
Liquor/Tobacco	0	4	0	4
Drunk - Alcohol/Drug	12	117	0	129
Disorderly Conduct	2	25	0	27
Vagrancy/Quality of Life	0	2	0	2
Gambling	0	3	0	3
Drunk Driving - Vehicle/Boat	43	354	0	397
Vehicle/Boating	68	638	0	706
Vandalism	4	48	0	52
Warrant	244	2,337	1	2,582
Receiving Stolen Property	6	19	0	25
Federal Offense Without Money	0	1	0	1
Federal Offense With Money	0	0	0	0
Felony, Miscellaneous	26	132	4	162
Misdemeanor, Miscellaneous	17	149	2	168
<b>SUBTOTAL</b>	<b>743</b>	<b>5,700</b>	<b>7</b>	<b>6,450</b>
<b>NONCRIMINAL INCIDENTS</b>				
Person Missing or Found	0	0	0	0
Juvenile, Noncriminal	0	2	0	2
Commitment	0	0	0	0
Miscellaneous, Noncriminal	1	2	0	3
Suicide and Attempt	0	0	0	0
Mentally Ill	0	0	0	0
Accident, Traffic - Vehicle/Boat	0	0	0	0
Accident, Miscellaneous	0	0	0	0
Person Dead	0	0	0	0
<b>SUBTOTAL</b>	<b>1</b>	<b>4</b>	<b>0</b>	<b>5</b>
<b>CALENDAR YEAR 2019</b>	<b>875</b>	<b>6,545</b>	<b>9</b>	<b>7,429</b>
<b>CALENDAR YEAR 2018</b>	<b>689</b>	<b>5,616</b>	<b>12</b>	<b>6,317</b>
<b>% CHANGE 2018 TO 2019</b>	<b>27</b>	<b>17</b>	<b>-25</b>	<b>18</b>

**LOS ANGELES COUNTY SHERIFF'S DEPARTMENT  
2019 PALMDALE SHERIFF'S STATION  
COMPARISON OF ADULT ARRESTS BY CITY/AREA**

	Unincorporated	City of Palmdale	Other	Total
<b>PART I CRIMES</b>				
Criminal Homicide	1	4	0	5
Rape	0	2	0	2
Robbery	9	69	0	78
Aggravated Assault	60	353	1	414
Burglary	12	80	0	92
Larceny Theft	7	146	1	154
Grand Theft Auto	29	85	0	114
Arson	1	7	0	8
<b>SUBTOTAL</b>	<b>119</b>	<b>746</b>	<b>2</b>	<b>867</b>
<b>PART II CRIMES</b>				
Forgery	3	5	0	8
Fraud and NSF Checks	6	31	0	37
Sex Offense, Felony	2	6	0	8
Sex Offense, Misdemeanor	1	8	0	9
Non-aggravated Assault	26	264	0	290
Weapon	58	204	0	262
Offense Against Family	9	49	0	58
Narcotic	205	1,212	0	1,417
Liquor/Tobacco	0	4	0	4
Drunk - Alcohol/Drug	12	116	0	128
Disorderly Conduct	1	6	0	7
Vagrancy/Quality of Life	0	2	0	2
Gambling	0	3	0	3
Drunk Driving - Vehicle/Boat	43	352	0	395
Vehicle/Boating	67	635	0	702
Vandalism	3	34	0	37
Warrant	244	2,306	0	2,550
Receiving Stolen Property	6	17	0	23
Federal Offense Without Money	0	1	0	1
Federal Offense With Money	0	0	0	0
Felony, Miscellaneous	26	123	4	153
Misdemeanor, Miscellaneous	14	141	2	157
<b>SUBTOTAL</b>	<b>726</b>	<b>5,519</b>	<b>6</b>	<b>6,251</b>
<b>NONCRIMINAL INCIDENTS</b>				
Person Missing or Found	0	0	0	0
Juvenile, Noncriminal	0	0	0	0
Commitment	0	0	0	0
Miscellaneous, Noncriminal	1	1	0	2
Suicide and Attempt	0	0	0	0
Mentally Ill	0	0	0	0
Accident, Traffic - Vehicle/Boat	0	0	0	0
Accident, Miscellaneous	0	0	0	0
Person Dead	0	0	0	0
<b>SUBTOTAL</b>	<b>1</b>	<b>1</b>	<b>0</b>	<b>2</b>
<b>CALENDAR YEAR 2019</b>	<b>846</b>	<b>6,266</b>	<b>8</b>	<b>7,120</b>
<b>CALENDAR YEAR 2018</b>	<b>655</b>	<b>5,359</b>	<b>12</b>	<b>6,026</b>
<b>% CHANGE 2018 TO 2019</b>	<b>29</b>	<b>17</b>	<b>-33</b>	<b>18</b>

**LOS ANGELES COUNTY SHERIFF'S DEPARTMENT  
2019 PALMDALE SHERIFF'S STATION  
COMPARISON OF JUVENILE ARRESTS BY CITY/AREA**

	Unincorporated	City of Palmdale	Other	Total
<b>PART I CRIMES</b>				
Criminal Homicide	0	0	0	0
Rape	0	0	0	0
Robbery	0	26	0	26
Aggravated Assault	7	27	0	34
Burglary	2	15	0	17
Larceny Theft	0	14	0	14
Grand Theft Auto	3	12	0	15
Arson	0	1	0	1
<b>SUBTOTAL</b>	<b>12</b>	<b>95</b>	<b>0</b>	<b>107</b>
<b>PART II CRIMES</b>				
Forgery	0	0	0	0
Fraud and NSF Checks	0	0	0	0
Sex Offense, Felony	1	0	0	1
Sex Offense, Misdemeanor	0	3	0	3
Non-aggravated Assault	7	47	0	54
Weapon	2	33	0	35
Offense Against Family	1	0	0	1
Narcotic	0	9	0	9
Liquor/Tobacco	0	0	0	0
Drunk - Alcohol/Drug	0	1	0	1
Disorderly Conduct	1	19	0	20
Vagrancy/Quality of Life	0	0	0	0
Gambling	0	0	0	0
Drunk Driving - Vehicle/Boat	0	2	0	2
Vehicle/Boating	1	3	0	4
Vandalism	1	14	0	15
Warrant	0	31	1	32
Receiving Stolen Property	0	2	0	2
Federal Offense Without Money	0	0	0	0
Federal Offense With Money	0	0	0	0
Felony, Miscellaneous	0	9	0	9
Misdemeanor, Miscellaneous	3	8	0	11
<b>SUBTOTAL</b>	<b>17</b>	<b>181</b>	<b>1</b>	<b>199</b>
<b>NONCRIMINAL INCIDENTS</b>				
Person Missing or Found	0	0	0	0
Juvenile, Noncriminal	0	2	0	2
Commitment	0	0	0	0
Miscellaneous, Noncriminal	0	1	0	1
Suicide and Attempt	0	0	0	0
Mentally Ill	0	0	0	0
Accident, Traffic - Vehicle/Boat	0	0	0	0
Accident, Miscellaneous	0	0	0	0
Person Dead	0	0	0	0
<b>SUBTOTAL</b>	<b>0</b>	<b>3</b>	<b>0</b>	<b>3</b>
<b>CALENDAR YEAR 2019</b>	<b>29</b>	<b>279</b>	<b>1</b>	<b>309</b>
<b>CALENDAR YEAR 2018</b>	<b>34</b>	<b>257</b>	<b>0</b>	<b>291</b>
<b>% CHANGE 2018 TO 2019</b>	<b>-15</b>	<b>9</b>	<b>N/C</b>	<b>6</b>

**LOS ANGELES COUNTY SHERIFF'S DEPARTMENT  
2019 PALMDALE SHERIFF'S STATION  
MALE ADULT ARRESTS BY AGE**

	18	19	20	21	22	23	24
<b>PART I CRIMES</b>							
Criminal Homicide	0	1	0	0	0	0	0
Rape	0	1	0	0	0	0	0
Robbery	10	8	4	4	5	1	4
Aggravated Assault	11	12	5	4	9	11	15
Burglary	8	3	4	2	5	3	4
Larceny Theft	7	2	2	4	0	2	1
Grand Theft Auto	3	2	2	4	4	4	3
Arson	0	0	0	0	0	0	0
<b>SUBTOTAL</b>	<b>39</b>	<b>29</b>	<b>17</b>	<b>18</b>	<b>23</b>	<b>21</b>	<b>27</b>
<b>PART II CRIMES</b>							
Forgery	0	0	0	0	0	0	0
Fraud and NSF Checks	0	0	0	0	1	4	3
Sex Offense, Felony	0	0	0	0	0	0	1
Sex Offense, Misdemeanor	0	2	0	0	0	0	0
Non-aggravated Assault	3	6	6	3	5	10	5
Weapon	9	7	6	8	11	12	8
Offense Against Family	0	0	2	2	3	1	3
Narcotic	8	11	12	17	15	52	41
Liquor/Tobacco	0	0	0	0	0	0	0
Drunk - Alcohol/Drug	1	1	2	3	3	2	2
Disorderly Conduct	1	0	0	1	0	0	0
Vagrancy/Quality of Life	0	0	0	0	0	1	0
Gambling	0	0	0	1	0	0	0
Drunk Driving - Vehicle/Boat	2	7	7	12	12	9	11
Vehicle/Boating	12	7	16	16	13	16	19
Vandalism	1	2	0	0	1	1	3
Warrant	18	18	38	40	38	93	61
Receiving Stolen Property	0	0	0	0	3	1	1
Federal Offense Without Money	0	0	0	0	0	0	0
Federal Offense With Money	0	0	0	0	0	0	0
Felony, Miscellaneous	4	3	5	5	0	4	8
Misdemeanor, Miscellaneous	1	0	1	2	5	6	8
<b>SUBTOTAL</b>	<b>60</b>	<b>64</b>	<b>95</b>	<b>110</b>	<b>110</b>	<b>212</b>	<b>174</b>
<b>NONCRIMINAL INCIDENTS</b>							
Person Missing or Found	0	0	0	0	0	0	0
Juvenile, Noncriminal	0	0	0	0	0	0	0
Commitment	0	0	0	0	0	0	0
Miscellaneous, Noncriminal	0	0	0	0	0	0	0
Suicide and Attempt	0	0	0	0	0	0	0
Mentally Ill	0	0	0	0	0	0	0
Accident, Traffic - Vehicle/Boat	0	0	0	0	0	0	0
Accident, Miscellaneous	0	0	0	0	0	0	0
Person Dead	0	0	0	0	0	0	0
<b>SUBTOTAL</b>	<b>0</b>	<b>0</b>	<b>0</b>	<b>0</b>	<b>0</b>	<b>0</b>	<b>0</b>
<b>GRAND TOTAL</b>	<b>99</b>	<b>93</b>	<b>112</b>	<b>128</b>	<b>133</b>	<b>233</b>	<b>201</b>

**LOS ANGELES COUNTY SHERIFF'S DEPARTMENT  
2019 PALMDALE SHERIFF'S STATION  
MALE ADULT ARRESTS BY AGE**

	25-29	30-34	35-39	40-44	45-49	50+	Total
<b>PART I CRIMES</b>							
Criminal Homicide	1	0	0	0	1	1	4
Rape	0	0	1	0	0	0	2
Robbery	14	6	2	3	0	3	64
Aggravated Assault	59	40	48	23	18	44	299
Burglary	13	7	12	3	3	2	69
Larceny Theft	27	10	9	5	3	14	86
Grand Theft Auto	17	24	18	8	0	6	95
Arson	0	4	1	0	1	0	6
<b>SUBTOTAL</b>	<b>131</b>	<b>91</b>	<b>91</b>	<b>42</b>	<b>26</b>	<b>70</b>	<b>625</b>
<b>PART II CRIMES</b>							
Forgery	4	2	0	1	1	0	8
Fraud and NSF Checks	2	4	2	5	0	1	22
Sex Offense, Felony	0	1	2	0	1	3	8
Sex Offense, Misdemeanor	1	1	1	0	1	2	8
Non-aggravated Assault	41	31	33	22	14	38	217
Weapon	45	53	36	18	10	22	245
Offense Against Family	13	6	10	3	3	4	50
Narcotic	239	235	167	132	69	111	1,109
Liquor/Tobacco	1	1	1	1	0	0	4
Drunk - Alcohol/Drug	21	14	5	11	7	29	101
Disorderly Conduct	1	1	1	0	0	0	5
Vagrancy/Quality of Life	0	0	0	0	0	0	1
Gambling	0	0	0	0	1	1	3
Drunk Driving - Vehicle/Boat	77	39	30	22	20	48	296
Vehicle/Boating	124	86	55	39	34	66	503
Vandalism	5	3	5	3	4	2	30
Warrant	425	374	256	160	108	261	1,890
Receiving Stolen Property	3	4	1	2	0	1	16
Federal Offense Without Money	0	1	0	0	0	0	1
Federal Offense With Money	0	0	0	0	0	0	0
Felony, Miscellaneous	19	19	20	15	9	16	127
Misdemeanor, Miscellaneous	27	21	19	12	10	14	126
<b>SUBTOTAL</b>	<b>1,048</b>	<b>896</b>	<b>644</b>	<b>446</b>	<b>292</b>	<b>619</b>	<b>4,770</b>
<b>NONCRIMINAL INCIDENTS</b>							
Person Missing or Found	0	0	0	0	0	0	0
Juvenile, Noncriminal	0	0	0	0	0	0	0
Commitment	0	0	0	0	0	0	0
Miscellaneous, Noncriminal	0	0	1	0	0	1	2
Suicide and Attempt	0	0	0	0	0	0	0
Mentally Ill	0	0	0	0	0	0	0
Accident, Traffic - Vehicle/Boat	0	0	0	0	0	0	0
Accident, Miscellaneous	0	0	0	0	0	0	0
Person Dead	0	0	0	0	0	0	0
<b>SUBTOTAL</b>	<b>0</b>	<b>0</b>	<b>1</b>	<b>0</b>	<b>0</b>	<b>1</b>	<b>2</b>
<b>GRAND TOTAL</b>	<b>1,179</b>	<b>987</b>	<b>736</b>	<b>488</b>	<b>318</b>	<b>690</b>	<b>5,397</b>



**LOS ANGELES COUNTY SHERIFF'S DEPARTMENT  
2019 PALMDALE SHERIFF'S STATION  
MALE JUVENILE ARRESTS BY AGE**

	0-10	11-12	13-14	15	16	17	Total
<b>PART I CRIMES</b>							
Criminal Homicide	0	0	0	0	0	0	0
Rape	0	0	0	0	0	0	0
Robbery	0	0	8	7	4	5	24
Aggravated Assault	0	2	7	2	8	6	25
Burglary	0	0	4	5	4	3	16
Larceny Theft	0	0	1	1	2	0	4
Grand Theft Auto	0	0	2	3	5	1	11
Arson	0	0	0	0	0	0	0
<b>SUBTOTAL</b>	<b>0</b>	<b>2</b>	<b>22</b>	<b>18</b>	<b>23</b>	<b>15</b>	<b>80</b>
<b>PART II CRIMES</b>							
Forgery	0	0	0	0	0	0	0
Fraud and NSF Checks	0	0	0	0	0	0	0
Sex Offense, Felony	0	0	1	0	0	0	1
Sex Offense, Misdemeanor	0	0	3	0	0	0	3
Non-aggravated Assault	0	0	13	8	6	6	33
Weapon	0	0	5	7	5	11	28
Offense Against Family	0	0	0	0	0	0	0
Narcotic	0	0	0	0	3	4	7
Liquor/Tobacco	0	0	0	0	0	0	0
Drunk - Alcohol/Drug	0	0	0	0	0	0	0
Disorderly Conduct	0	0	6	1	4	3	14
Vagrancy/Quality of Life	0	0	0	0	0	0	0
Gambling	0	0	0	0	0	0	0
Drunk Driving - Vehicle/Boat	0	0	0	0	0	0	0
Vehicle/Boating	0	0	1	0	0	2	3
Vandalism	0	0	2	3	3	5	13
Warrant	0	0	6	3	11	9	29
Receiving Stolen Property	0	0	1	1	0	0	2
Federal Offense Without Money	0	0	0	0	0	0	0
Federal Offense With Money	0	0	0	0	0	0	0
Felony, Miscellaneous	0	0	2	4	1	2	9
Misdemeanor, Miscellaneous	0	1	4	3	2	0	10
<b>SUBTOTAL</b>	<b>0</b>	<b>1</b>	<b>44</b>	<b>30</b>	<b>35</b>	<b>42</b>	<b>152</b>
<b>NONCRIMINAL INCIDENTS</b>							
Person Missing or Found	0	0	0	0	0	0	0
Juvenile, Noncriminal	0	0	0	0	0	1	1
Commitment	0	0	0	0	0	0	0
Miscellaneous, Noncriminal	0	0	0	1	0	0	1
Suicide and Attempt	0	0	0	0	0	0	0
Mentally Ill	0	0	0	0	0	0	0
Accident, Traffic - Vehicle/Boat	0	0	0	0	0	0	0
Accident, Miscellaneous	0	0	0	0	0	0	0
Person Dead	0	0	0	0	0	0	0
<b>SUBTOTAL</b>	<b>0</b>	<b>0</b>	<b>0</b>	<b>1</b>	<b>0</b>	<b>1</b>	<b>2</b>
<b>GRAND TOTAL</b>	<b>0</b>	<b>3</b>	<b>66</b>	<b>49</b>	<b>58</b>	<b>58</b>	<b>234</b>

**LOS ANGELES COUNTY SHERIFF'S DEPARTMENT  
2019 PALMDALE SHERIFF'S STATION  
FEMALE ADULT ARRESTS BY AGE**

	18	19	20	21	22	23	24
<b>PART I CRIMES</b>							
Criminal Homicide	0	0	0	0	0	0	0
Rape	0	0	0	0	0	0	0
Robbery	0	1	0	1	0	0	0
Aggravated Assault	4	2	3	10	0	2	5
Burglary	1	1	0	2	0	0	0
Larceny Theft	6	2	2	7	1	1	2
Grand Theft Auto	0	1	1	0	3	1	0
Arson	0	0	0	0	0	0	0
<b>SUBTOTAL</b>	<b>11</b>	<b>7</b>	<b>6</b>	<b>20</b>	<b>4</b>	<b>4</b>	<b>7</b>
<b>PART II CRIMES</b>							
Forgery	0	0	0	0	0	0	0
Fraud and NSF Checks	0	0	0	0	0	1	1
Sex Offense, Felony	0	0	0	0	0	0	0
Sex Offense, Misdemeanor	0	0	0	0	0	0	0
Non-aggravated Assault	1	2	6	5	4	2	4
Weapon	0	2	2	0	0	0	1
Offense Against Family	0	0	0	2	0	0	0
Narcotic	3	1	5	12	12	8	14
Liquor/Tobacco	0	0	0	0	0	0	0
Drunk - Alcohol/Drug	3	0	1	0	3	0	1
Disorderly Conduct	1	0	0	0	0	0	0
Vagrancy/Quality of Life	0	0	1	0	0	0	0
Gambling	0	0	0	0	0	0	0
Drunk Driving - Vehicle/Boat	1	3	4	6	2	4	8
Vehicle/Boating	1	4	4	6	9	7	11
Vandalism	0	0	0	0	1	0	1
Warrant	6	12	8	19	21	24	32
Receiving Stolen Property	0	1	0	0	0	0	0
Federal Offense Without Money	0	0	0	0	0	0	0
Federal Offense With Money	0	0	0	0	0	0	0
Felony, Miscellaneous	3	0	0	2	1	0	2
Misdemeanor, Miscellaneous	0	0	0	0	0	4	1
<b>SUBTOTAL</b>	<b>19</b>	<b>25</b>	<b>31</b>	<b>52</b>	<b>53</b>	<b>50</b>	<b>76</b>
<b>NONCRIMINAL INCIDENTS</b>							
Person Missing or Found	0	0	0	0	0	0	0
Juvenile, Noncriminal	0	0	0	0	0	0	0
Commitment	0	0	0	0	0	0	0
Miscellaneous, Noncriminal	0	0	0	0	0	0	0
Suicide and Attempt	0	0	0	0	0	0	0
Mentally Ill	0	0	0	0	0	0	0
Accident, Traffic - Vehicle/Boat	0	0	0	0	0	0	0
Accident, Miscellaneous	0	0	0	0	0	0	0
Person Dead	0	0	0	0	0	0	0
<b>SUBTOTAL</b>	<b>0</b>	<b>0</b>	<b>0</b>	<b>0</b>	<b>0</b>	<b>0</b>	<b>0</b>
<b>GRAND TOTAL</b>	<b>30</b>	<b>32</b>	<b>37</b>	<b>72</b>	<b>57</b>	<b>54</b>	<b>83</b>

**LOS ANGELES COUNTY SHERIFF'S DEPARTMENT  
2019 PALMDALE SHERIFF'S STATION  
FEMALE ADULT ARRESTS BY AGE**

	25-29	30-34	35-39	40-44	45-49	50+	Total
<b>PART I CRIMES</b>							
Criminal Homicide	1	0	0	0	0	0	1
Rape	0	0	0	0	0	0	0
Robbery	3	3	1	1	1	3	14
Aggravated Assault	26	15	16	13	11	8	115
Burglary	4	6	3	2	1	3	23
Larceny Theft	10	10	7	4	1	15	68
Grand Theft Auto	7	3	2	1	0	0	19
Arson	0	2	0	0	0	0	2
<b>SUBTOTAL</b>	<b>51</b>	<b>39</b>	<b>29</b>	<b>21</b>	<b>14</b>	<b>29</b>	<b>242</b>
<b>PART II CRIMES</b>							
Forgery	0	0	0	0	0	0	0
Fraud and NSF Checks	4	4	2	3	0	0	15
Sex Offense, Felony	0	0	0	0	0	0	0
Sex Offense, Misdemeanor	1	0	0	0	0	0	1
Non-aggravated Assault	11	14	4	3	1	16	73
Weapon	6	0	3	1	1	1	17
Offense Against Family	3	1	1	1	0	0	8
Narcotic	59	69	45	33	16	31	308
Liquor/Tobacco	0	0	0	0	0	0	0
Drunk - Alcohol/Drug	3	8	2	1	3	2	27
Disorderly Conduct	1	0	0	0	0	0	2
Vagrancy/Quality of Life	0	0	0	0	0	0	1
Gambling	0	0	0	0	0	0	0
Drunk Driving - Vehicle/Boat	20	11	16	7	6	11	99
Vehicle/Boating	40	30	23	22	14	28	199
Vandalism	1	1	1	1	0	1	7
Warrant	135	119	101	79	39	65	660
Receiving Stolen Property	0	0	2	3	1	0	7
Federal Offense Without Money	0	0	0	0	0	0	0
Federal Offense With Money	0	0	0	0	0	0	0
Felony, Miscellaneous	5	3	3	5	1	1	26
Misdemeanor, Miscellaneous	7	6	5	5	0	3	31
<b>SUBTOTAL</b>	<b>296</b>	<b>266</b>	<b>208</b>	<b>164</b>	<b>82</b>	<b>159</b>	<b>1,481</b>
<b>NONCRIMINAL INCIDENTS</b>							
Person Missing or Found	0	0	0	0	0	0	0
Juvenile, Noncriminal	0	0	0	0	0	0	0
Commitment	0	0	0	0	0	0	0
Miscellaneous, Noncriminal	0	0	0	0	0	0	0
Suicide and Attempt	0	0	0	0	0	0	0
Mentally Ill	0	0	0	0	0	0	0
Accident, Traffic - Vehicle/Boat	0	0	0	0	0	0	0
Accident, Miscellaneous	0	0	0	0	0	0	0
Person Dead	0	0	0	0	0	0	0
<b>SUBTOTAL</b>	<b>0</b>	<b>0</b>	<b>0</b>	<b>0</b>	<b>0</b>	<b>0</b>	<b>0</b>
<b>GRAND TOTAL</b>	<b>347</b>	<b>305</b>	<b>237</b>	<b>185</b>	<b>96</b>	<b>188</b>	<b>1,723</b>

**LOS ANGELES COUNTY SHERIFF'S DEPARTMENT  
2019 PALMDALE SHERIFF'S STATION  
FEMALE JUVENILE ARRESTS BY AGE**

	0-10	11-12	13-14	15	16	17	Total
<b>PART I CRIMES</b>							
Criminal Homicide	0	0	0	0	0	0	0
Rape	0	0	0	0	0	0	0
Robbery	0	0	0	0	1	1	2
Aggravated Assault	0	2	3	0	1	3	9
Burglary	0	0	0	0	0	1	1
Larceny Theft	0	1	1	2	3	3	10
Grand Theft Auto	0	0	0	1	1	2	4
Arson	0	0	1	0	0	0	1
<b>SUBTOTAL</b>	<b>0</b>	<b>3</b>	<b>5</b>	<b>3</b>	<b>6</b>	<b>10</b>	<b>27</b>
<b>PART II CRIMES</b>							
Forgery	0	0	0	0	0	0	0
Fraud and NSF Checks	0	0	0	0	0	0	0
Sex Offense, Felony	0	0	0	0	0	0	0
Sex Offense, Misdemeanor	0	0	0	0	0	0	0
Non-aggravated Assault	0	2	7	4	3	5	21
Weapon	0	0	1	4	1	1	7
Offense Against Family	0	1	0	0	0	0	1
Narcotic	0	0	0	1	0	1	2
Liquor/Tobacco	0	0	0	0	0	0	0
Drunk - Alcohol/Drug	0	0	0	0	1	0	1
Disorderly Conduct	0	0	3	0	2	1	6
Vagrancy/Quality of Life	0	0	0	0	0	0	0
Gambling	0	0	0	0	0	0	0
Drunk Driving - Vehicle/Boat	0	0	0	0	0	2	2
Vehicle/Boating	0	0	0	0	0	1	1
Vandalism	0	0	1	0	0	1	2
Warrant	0	0	1	0	1	1	3
Receiving Stolen Property	0	0	0	0	0	0	0
Federal Offense Without Money	0	0	0	0	0	0	0
Federal Offense With Money	0	0	0	0	0	0	0
Felony, Miscellaneous	0	0	0	0	0	0	0
Misdemeanor, Miscellaneous	0	0	0	0	1	0	1
<b>SUBTOTAL</b>	<b>0</b>	<b>3</b>	<b>13</b>	<b>9</b>	<b>9</b>	<b>13</b>	<b>47</b>
<b>NONCRIMINAL INCIDENTS</b>							
Person Missing or Found	0	0	0	0	0	0	0
Juvenile, Noncriminal	0	0	0	0	0	1	1
Commitment	0	0	0	0	0	0	0
Miscellaneous, Noncriminal	0	0	0	0	0	0	0
Suicide and Attempt	0	0	0	0	0	0	0
Mentally Ill	0	0	0	0	0	0	0
Accident, Traffic - Vehicle/Boat	0	0	0	0	0	0	0
Accident, Miscellaneous	0	0	0	0	0	0	0
Person Dead	0	0	0	0	0	0	0
<b>SUBTOTAL</b>	<b>0</b>	<b>0</b>	<b>0</b>	<b>0</b>	<b>0</b>	<b>1</b>	<b>1</b>
<b>GRAND TOTAL</b>	<b>0</b>	<b>6</b>	<b>18</b>	<b>12</b>	<b>15</b>	<b>24</b>	<b>75</b>

LOS ANGELES COUNTY SHERIFF'S DEPARTMENT  
**2019 PALMDALE SHERIFF'S STATION - UNINCORPORATED AREA**  
**INCIDENT AND ARREST SUMMARY**

	Reported Incidents	Adults Arrested	Juveniles Arrested	Total Arrested
<b>PART I CRIMES</b>				
Criminal Homicide	5	1	0	1
Rape	14	0	0	0
Robbery	22	9	0	9
Aggravated Assault	91	60	7	67
Burglary	150	12	2	14
Larceny Theft	255	7	0	7
Grand Theft Auto	138	29	3	32
Arson	11	1	0	1
<b>SUBTOTAL</b>	<b>686</b>	<b>119</b>	<b>12</b>	<b>131</b>
<b>PART II CRIMES</b>				
Forgery	22	3	0	3
Fraud and NSF Checks	69	6	0	6
Sex Offense, Felony	29	2	1	3
Sex Offense, Misdemeanor	8	1	0	1
Non-aggravated Assault	165	26	7	33
Weapon	59	58	2	60
Offense Against Family	30	9	1	10
Narcotic	165	205	0	205
Liquor/Tobacco	0	0	0	0
Drunk - Alcohol/Drug	14	12	0	12
Disorderly Conduct	13	1	1	2
Vagrancy/Quality of Life	0	0	0	0
Gambling	1	0	0	0
Drunk Driving - Vehicle/Boat	11	43	0	43
Vehicle/Boating	40	67	1	68
Vandalism	113	3	1	4
Warrant	3	244	0	244
Receiving Stolen Property	3	6	0	6
Federal Offense Without Money	0	0	0	0
Federal Offense With Money	5	0	0	0
Felony, Miscellaneous	18	26	0	26
Misdemeanor, Miscellaneous	64	14	3	17
<b>SUBTOTAL</b>	<b>832</b>	<b>726</b>	<b>17</b>	<b>743</b>
<b>NONCRIMINAL INCIDENTS</b>				
Person Missing or Found	46	0	0	0
Juvenile, Noncriminal	123	0	0	0
Commitment	0	0	0	0
Miscellaneous, Noncriminal	628	1	0	1
Suicide and Attempt	18	0	0	0
Mentally Ill	78	0	0	0
Accident, Traffic - Vehicle/Boat	3	0	0	0
Accident, Miscellaneous	2	0	0	0
Person Dead	39	0	0	0
<b>SUBTOTAL</b>	<b>937</b>	<b>1</b>	<b>0</b>	<b>1</b>
<b>CALENDAR YEAR 2019</b>	<b>2,455</b>	<b>846</b>	<b>29</b>	<b>875</b>
<b>CALENDAR YEAR 2018</b>	<b>2,460</b>	<b>655</b>	<b>34</b>	<b>689</b>
<b>% CHANGE 2018 TO 2019</b>	<b>0</b>	<b>29</b>	<b>-15</b>	<b>27</b>

**LOS ANGELES COUNTY SHERIFF'S DEPARTMENT**  
**2019 PALMDALE SHERIFF'S STATION - CITY OF PALMDALE**  
**INCIDENT AND ARREST SUMMARY**

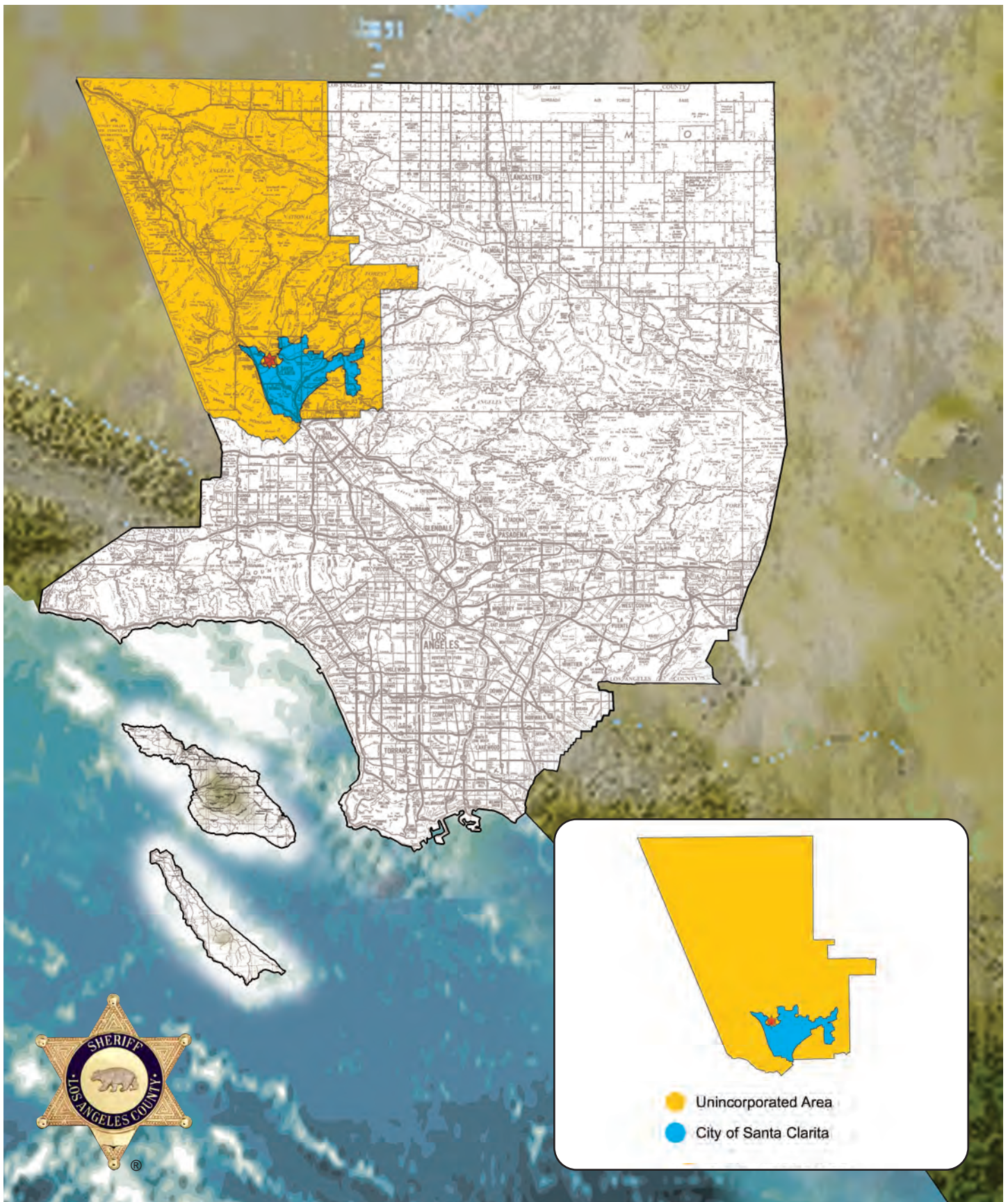
	Reported Incidents	Adults Arrested	Juveniles Arrested	Total Arrested
<b>PART I CRIMES</b>				
Criminal Homicide	10	4	0	4
Rape	58	2	0	2
Robbery	195	69	26	95
Aggravated Assault	401	353	27	380
Burglary	455	80	15	95
Larceny Theft	1,396	146	14	160
Grand Theft Auto	407	85	12	97
Arson	17	7	1	8
<b>SUBTOTAL</b>	<b>2,939</b>	<b>746</b>	<b>95</b>	<b>841</b>
<b>PART II CRIMES</b>				
Forgery	70	5	0	5
Fraud and NSF Checks	361	31	0	31
Sex Offense, Felony	71	6	0	6
Sex Offense, Misdemeanor	50	8	3	11
Non-aggravated Assault	1,010	264	47	311
Weapon	244	204	33	237
Offense Against Family	91	49	0	49
Narcotic	922	1,212	9	1,221
Liquor/Tobacco	1	4	0	4
Drunk - Alcohol/Drug	114	116	1	117
Disorderly Conduct	38	6	19	25
Vagrancy/Quality of Life	2	2	0	2
Gambling	2	3	0	3
Drunk Driving - Vehicle/Boat	323	352	2	354
Vehicle/Boating	874	635	3	638
Vandalism	543	34	14	48
Warrant	12	2,306	31	2,337
Receiving Stolen Property	9	17	2	19
Federal Offense Without Money	0	1	0	1
Federal Offense With Money	17	0	0	0
Felony, Miscellaneous	132	123	9	132
Misdemeanor, Miscellaneous	361	141	8	149
<b>SUBTOTAL</b>	<b>5,247</b>	<b>5,519</b>	<b>181</b>	<b>5,700</b>
<b>NONCRIMINAL INCIDENTS</b>				
Person Missing or Found	504	0	0	0
Juvenile, Noncriminal	784	0	2	2
Commitment	0	0	0	0
Miscellaneous, Noncriminal	4,812	1	1	2
Suicide and Attempt	55	0	0	0
Mentally Ill	383	0	0	0
Accident, Traffic - Vehicle/Boat	1,186	0	0	0
Accident, Miscellaneous	3	0	0	0
Person Dead	95	0	0	0
<b>SUBTOTAL</b>	<b>7,822</b>	<b>1</b>	<b>3</b>	<b>4</b>
<b>CALENDAR YEAR 2019</b>	<b>16,008</b>	<b>6,266</b>	<b>279</b>	<b>6,545</b>
<b>CALENDAR YEAR 2018</b>	<b>16,048</b>	<b>5,359</b>	<b>257</b>	<b>5,616</b>
<b>% CHANGE 2018 TO 2019</b>	<b>0</b>	<b>17</b>	<b>9</b>	<b>17</b>

**LOS ANGELES COUNTY SHERIFF'S DEPARTMENT**  
**2019 PALMDALE SHERIFF'S STATION - OTHER**  
**INCIDENT AND ARREST SUMMARY**

	Reported Incidents	Adults Arrested	Juveniles Arrested	Total Arrested
<b>PART I CRIMES</b>				
Criminal Homicide	0	0	0	0
Rape	0	0	0	0
Robbery	0	0	0	0
Aggravated Assault	0	1	0	1
Burglary	0	0	0	0
Larceny Theft	0	1	0	1
Grand Theft Auto	0	0	0	0
Arson	0	0	0	0
<b>SUBTOTAL</b>	<b>0</b>	<b>2</b>	<b>0</b>	<b>2</b>
<b>PART II CRIMES</b>				
Forgery	0	0	0	0
Fraud and NSF Checks	0	0	0	0
Sex Offense, Felony	0	0	0	0
Sex Offense, Misdemeanor	0	0	0	0
Non-aggravated Assault	0	0	0	0
Weapon	0	0	0	0
Offense Against Family	0	0	0	0
Narcotic	0	0	0	0
Liquor/Tobacco	0	0	0	0
Drunk - Alcohol/Drug	0	0	0	0
Disorderly Conduct	0	0	0	0
Vagrancy/Quality of Life	0	0	0	0
Gambling	0	0	0	0
Drunk Driving - Vehicle/Boat	0	0	0	0
Vehicle/Boating	0	0	0	0
Vandalism	0	0	0	0
Warrant	0	0	1	1
Receiving Stolen Property	0	0	0	0
Federal Offense Without Money	0	0	0	0
Federal Offense With Money	0	0	0	0
Felony, Miscellaneous	0	4	0	4
Misdemeanor, Miscellaneous	0	2	0	2
<b>SUBTOTAL</b>	<b>0</b>	<b>6</b>	<b>1</b>	<b>7</b>
<b>NONCRIMINAL INCIDENTS</b>				
Person Missing or Found	0	0	0	0
Juvenile, Noncriminal	0	0	0	0
Commitment	0	0	0	0
Miscellaneous, Noncriminal	0	0	0	0
Suicide and Attempt	0	0	0	0
Mentally Ill	0	0	0	0
Accident, Traffic - Vehicle/Boat	0	0	0	0
Accident, Miscellaneous	0	0	0	0
Person Dead	0	0	0	0
<b>SUBTOTAL</b>	<b>0</b>	<b>0</b>	<b>0</b>	<b>0</b>
<b>CALENDAR YEAR 2019</b>	<b>0</b>	<b>8</b>	<b>1</b>	<b>9</b>
<b>CALENDAR YEAR 2018</b>	<b>0</b>	<b>12</b>	<b>0</b>	<b>12</b>
<b>% CHANGE 2018 TO 2019</b>	<b>N/C</b>	<b>-33</b>	<b>N/C</b>	<b>-25</b>



LOS ANGELES COUNTY SHERIFF'S DEPARTMENT  
2019 NORTH PATROL DIVISION  
SANTA CLARITA VALLEY SHERIFF'S STATION PATROL AREA MAP



LOS ANGELES COUNTY SHERIFF'S DEPARTMENT  
**2019 SANTA CLARITA VALLEY SHERIFF'S STATION**  
**SYNOPSIS**

	Calendar Year 2018	Calendar Year 2019	Percent Change (%)	Crime Rate Per 10,000 Population	
				2018	2019

<b>TOTAL REPORTED INCIDENTS</b>	<b>18,743</b>	<b>19,383</b>	<b>3</b>		
---------------------------------	---------------	---------------	----------	--	--

<b>PART I CRIMES</b>	<b>3,670</b>	<b>3,126</b>	<b>-15</b>	<b>128.10</b>	<b>112.58</b>
Criminal Homicide	4	4	0	0.14	0.14
Rape	67	65	-3	2.34	2.34
Robbery	118	108	-8	4.12	3.89
Aggravated Assault	202	165	-18	7.05	5.94
Burglary	735	513	-30	25.66	18.47
Larceny Theft	2,146	1,958	-9	74.91	70.51
Grand Theft Auto	364	289	-21	12.71	10.41
Arson	34	24	-29	1.19	0.86

<b>PART II CRIMES</b>	<b>5,997</b>	<b>5,895</b>	<b>-2</b>	<b>209.33</b>	<b>212.30</b>
-----------------------	--------------	--------------	-----------	---------------	---------------

<b>NONCRIMINAL INCIDENTS</b>	<b>9,076</b>	<b>10,362</b>	<b>14</b>		
------------------------------	--------------	---------------	-----------	--	--

<b>TOTAL ARRESTS</b>	<b>5,439</b>	<b>5,179</b>	<b>-5</b>		
----------------------	--------------	--------------	-----------	--	--

Adult Arrests	5,179	4,877	-6		
Juvenile Arrests	260	302	16		

**PART I CRIMES STOLEN AND  
RECOVERED PROPERTY  
AMOUNT**

Stolen Property	\$12,394,335	\$9,293,090	-25		
Recovered Property	\$3,920,235	\$3,277,406	-16		
Percent Recovered (%)	32	35			

	Area in Square Miles 2019	Population 2019	Crime Rate Per 10,000 Population Part I Crimes		Percent Change (%)
			2018	2019	
<b>TOTAL AREA</b>	649.07	277,677	128.10	112.58	-12
Unincorporated	582.93	61,646	144.73	122.96	-15
City of Santa Clarita	66.14	216,030	123.50	109.61	-11

**LOS ANGELES COUNTY SHERIFF'S DEPARTMENT**  
**2019 SANTA CLARITA VALLEY SHERIFF'S STATION**  
**INCIDENT AND ARREST SUMMARY**

	Reported Incidents	Adults Arrested	Juveniles Arrested	Total Arrested
<b>PART I CRIMES</b>				
Criminal Homicide	4	2	0	2
Rape	65	7	1	8
Robbery	108	33	13	46
Aggravated Assault	165	299	8	307
Burglary	513	46	8	54
Larceny Theft	1,958	155	22	177
Grand Theft Auto	289	91	12	103
Arson	24	3	0	3
<b>SUBTOTAL</b>	<b>3,126</b>	<b>636</b>	<b>64</b>	<b>700</b>
<b>PART II CRIMES</b>				
Forgery	137	27	1	28
Fraud and NSF Checks	594	39	0	39
Sex Offense, Felony	88	26	1	27
Sex Offense, Misdemeanor	62	9	1	10
Non-aggravated Assault	846	224	60	284
Weapon	183	155	29	184
Offense Against Family	79	29	0	29
Narcotic	1,057	1,290	9	1,299
Liquor/Tobacco	22	2	4	6
Drunk - Alcohol/Drug	194	204	2	206
Disorderly Conduct	43	8	2	10
Vagrancy/Quality of Life	2	2	0	2
Gambling	0	0	0	0
Drunk Driving - Vehicle/Boat	384	474	0	474
Vehicle/Boating	668	148	32	180
Vandalism	529	51	23	74
Warrant	6	1,232	13	1,245
Receiving Stolen Property	9	25	0	25
Federal Offense Without Money	0	1	0	1
Federal Offense With Money	34	0	0	0
Felony, Miscellaneous	178	76	20	96
Misdemeanor, Miscellaneous	780	219	37	256
<b>SUBTOTAL</b>	<b>5,895</b>	<b>4,241</b>	<b>234</b>	<b>4,475</b>
<b>NONCRIMINAL INCIDENTS</b>				
Person Missing or Found	293	0	0	0
Juvenile, Noncriminal	722	0	1	1
Commitment	1	0	0	0
Miscellaneous, Noncriminal	7,257	0	3	3
Suicide and Attempt	68	0	0	0
Mentally Ill	697	0	0	0
Accident, Traffic - Vehicle/Boat	1,218	0	0	0
Accident, Miscellaneous	3	0	0	0
Person Dead	103	0	0	0
<b>SUBTOTAL</b>	<b>10,362</b>	<b>0</b>	<b>4</b>	<b>4</b>
<b>CALENDAR YEAR 2019</b>	<b>19,383</b>	<b>4,877</b>	<b>302</b>	<b>5,179</b>
<b>CALENDAR YEAR 2018</b>	<b>18,743</b>	<b>5,179</b>	<b>260</b>	<b>5,439</b>
<b>% CHANGE 2018 TO 2019</b>	<b>3</b>	<b>-6</b>	<b>16</b>	<b>-5</b>

LOS ANGELES COUNTY SHERIFF'S DEPARTMENT  
**2019 SANTA CLARITA VALLEY SHERIFF'S STATION**  
**PART I ACTUAL OFFENSES\* CLEARED**

	Station Total	Unincorporated	City of Santa Clarita
<b>Criminal Homicide</b>	<b>3</b>	<b>1</b>	<b>2</b>
Number Cleared	4	2	2
Percent Cleared (%)	133	200	100
<b>Rape</b>	<b>61</b>	<b>12</b>	<b>49</b>
Number Cleared	44	13	31
Percent Cleared (%)	72	108	63
<b>Robbery</b>	<b>106</b>	<b>17</b>	<b>89</b>
Number Cleared	61	12	49
Percent Cleared (%)	58	71	55
<b>Aggravated Assault</b>	<b>163</b>	<b>26</b>	<b>137</b>
Number Cleared	134	21	113
Percent Cleared (%)	82	81	82
<b>Burglary</b>	<b>510</b>	<b>118</b>	<b>392</b>
Number Cleared	70	15	55
Percent Cleared (%)	14	13	14
<b>Larceny Theft</b>	<b>1,953</b>	<b>505</b>	<b>1,448</b>
Number Cleared	265	40	225
Percent Cleared (%)	14	8	16
<b>Grand Theft Auto</b>	<b>287</b>	<b>68</b>	<b>219</b>
Number Cleared	44	9	35
Percent Cleared (%)	15	13	16
<b>Arson</b>	<b>24</b>	<b>7</b>	<b>17</b>
Number Cleared	8	1	7
Percent Cleared (%)	33	14	41
<b>TOTAL PART I OFFENSES</b>	<b>3,107</b>	<b>754</b>	<b>2,353</b>
Number Cleared	630	113	517
Percent Cleared (%)	20	15	22

\* Actual offenses (unfounded not included)



LOS ANGELES COUNTY SHERIFF'S DEPARTMENT  
**2019 SANTA CLARITA VALLEY SHERIFF'S STATION**  
**COMPARISON OF INCIDENTS BY CITY/AREA**

	Unincorporated	City of Santa Clarita	Other	Total
<b>PART I CRIMES</b>				
Criminal Homicide	1	3	0	4
Rape	13	52	0	65
Robbery	17	91	0	108
Aggravated Assault	26	139	0	165
Burglary	119	394	0	513
Larceny Theft	506	1,452	0	1,958
Grand Theft Auto	69	220	0	289
Arson	7	17	0	24
<b>SUBTOTAL</b>	<b>758</b>	<b>2,368</b>	<b>0</b>	<b>3,126</b>
<b>PART II CRIMES</b>				
Forgery	25	112	0	137
Fraud and NSF Checks	126	468	0	594
Sex Offense, Felony	14	74	0	88
Sex Offense, Misdemeanor	13	49	0	62
Non-aggravated Assault	193	653	0	846
Weapon	48	135	0	183
Offense Against Family	9	70	0	79
Narcotic	241	816	0	1,057
Liquor/Tobacco	6	16	0	22
Drunk - Alcohol/Drug	26	168	0	194
Disorderly Conduct	9	34	0	43
Vagrancy/Quality of Life	0	2	0	2
Gambling	0	0	0	0
Drunk Driving - Vehicle/Boat	15	369	0	384
Vehicle/Boating	57	611	0	668
Vandalism	122	407	0	529
Warrant	2	4	0	6
Receiving Stolen Property	5	4	0	9
Federal Offense Without Money	0	0	0	0
Federal Offense With Money	9	25	0	34
Felony, Miscellaneous	31	147	0	178
Misdemeanor, Miscellaneous	164	616	0	780
<b>SUBTOTAL</b>	<b>1,115</b>	<b>4,780</b>	<b>0</b>	<b>5,895</b>
<b>NONCRIMINAL INCIDENTS</b>				
Person Missing or Found	55	238	0	293
Juvenile, Noncriminal	144	578	0	722
Commitment	0	1	0	1
Miscellaneous, Noncriminal	1,321	5,936	0	7,257
Suicide and Attempt	14	54	0	68
Mentally Ill	132	565	0	697
Accident, Traffic - Vehicle/Boat	4	1,214	0	1,218
Accident, Miscellaneous	1	2	0	3
Person Dead	17	86	0	103
<b>SUBTOTAL</b>	<b>1,688</b>	<b>8,674</b>	<b>0</b>	<b>10,362</b>
<b>CALENDAR YEAR 2019</b>	<b>3,561</b>	<b>15,822</b>	<b>0</b>	<b>19,383</b>
<b>CALENDAR YEAR 2018</b>	<b>3,731</b>	<b>15,012</b>	<b>0</b>	<b>18,743</b>
<b>% CHANGE 2018 TO 2019</b>	<b>-5</b>	<b>5</b>	<b>N/C</b>	<b>3</b>

LOS ANGELES COUNTY SHERIFF'S DEPARTMENT  
**2019 SANTA CLARITA VALLEY SHERIFF'S STATION**  
**COMPARISON OF ARRESTS BY CITY/AREA**

	Unincorporated	City of Santa Clarita	Other	Total
<b>PART I CRIMES</b>				
Criminal Homicide	0	2	0	2
Rape	1	7	0	8
Robbery	5	40	1	46
Aggravated Assault	59	242	6	307
Burglary	13	41	0	54
Larceny Theft	37	138	2	177
Grand Theft Auto	25	77	1	103
Arson	1	2	0	3
<b>SUBTOTAL</b>	<b>141</b>	<b>549</b>	<b>10</b>	<b>700</b>
<b>PART II CRIMES</b>				
Forgery	7	21	0	28
Fraud and NSF Checks	9	30	0	39
Sex Offense, Felony	2	25	0	27
Sex Offense, Misdemeanor	0	10	0	10
Non-aggravated Assault	47	236	1	284
Weapon	47	133	4	184
Offense Against Family	6	23	0	29
Narcotic	285	1,010	4	1,299
Liquor/Tobacco	0	6	0	6
Drunk - Alcohol/Drug	29	177	0	206
Disorderly Conduct	0	10	0	10
Vagrancy/Quality of Life	0	2	0	2
Gambling	0	0	0	0
Drunk Driving - Vehicle/Boat	40	434	0	474
Vehicle/Boating	43	137	0	180
Vandalism	12	62	0	74
Warrant	271	963	11	1,245
Receiving Stolen Property	8	16	1	25
Federal Offense Without Money	0	1	0	1
Federal Offense With Money	0	0	0	0
Felony, Miscellaneous	18	74	4	96
Misdemeanor, Miscellaneous	44	211	1	256
<b>SUBTOTAL</b>	<b>868</b>	<b>3,581</b>	<b>26</b>	<b>4,475</b>
<b>NONCRIMINAL INCIDENTS</b>				
Person Missing or Found	0	0	0	0
Juvenile, Noncriminal	1	0	0	1
Commitment	0	0	0	0
Miscellaneous, Noncriminal	0	3	0	3
Suicide and Attempt	0	0	0	0
Mentally Ill	0	0	0	0
Accident, Traffic - Vehicle/Boat	0	0	0	0
Accident, Miscellaneous	0	0	0	0
Person Dead	0	0	0	0
<b>SUBTOTAL</b>	<b>1</b>	<b>3</b>	<b>0</b>	<b>4</b>
<b>CALENDAR YEAR 2019</b>	<b>1,010</b>	<b>4,133</b>	<b>36</b>	<b>5,179</b>
<b>CALENDAR YEAR 2018</b>	<b>1,248</b>	<b>4,133</b>	<b>58</b>	<b>5,439</b>
<b>% CHANGE 2018 TO 2019</b>	<b>-19</b>	<b>0</b>	<b>-38</b>	<b>-5</b>

LOS ANGELES COUNTY SHERIFF'S DEPARTMENT  
**2019 SANTA CLARITA VALLEY SHERIFF'S STATION**  
**COMPARISON OF ADULT ARRESTS BY CITY/AREA**

	Unincorporated	City of Santa Clarita	Other	Total
<b>PART I CRIMES</b>				
Criminal Homicide	0	2	0	2
Rape	0	7	0	7
Robbery	5	27	1	33
Aggravated Assault	58	235	6	299
Burglary	13	33	0	46
Larceny Theft	33	120	2	155
Grand Theft Auto	24	66	1	91
Arson	1	2	0	3
<b>SUBTOTAL</b>	<b>134</b>	<b>492</b>	<b>10</b>	<b>636</b>
<b>PART II CRIMES</b>				
Forgery	7	20	0	27
Fraud and NSF Checks	9	30	0	39
Sex Offense, Felony	2	24	0	26
Sex Offense, Misdemeanor	0	9	0	9
Non-aggravated Assault	41	183	0	224
Weapon	44	107	4	155
Offense Against Family	6	23	0	29
Narcotic	283	1,003	4	1,290
Liquor/Tobacco	0	2	0	2
Drunk - Alcohol/Drug	29	175	0	204
Disorderly Conduct	0	8	0	8
Vagrancy/Quality of Life	0	2	0	2
Gambling	0	0	0	0
Drunk Driving - Vehicle/Boat	40	434	0	474
Vehicle/Boating	36	112	0	148
Vandalism	9	42	0	51
Warrant	270	951	11	1,232
Receiving Stolen Property	8	16	1	25
Federal Offense Without Money	0	1	0	1
Federal Offense With Money	0	0	0	0
Felony, Miscellaneous	14	58	4	76
Misdemeanor, Miscellaneous	40	178	1	219
<b>SUBTOTAL</b>	<b>838</b>	<b>3,378</b>	<b>25</b>	<b>4,241</b>
<b>NONCRIMINAL INCIDENTS</b>				
Person Missing or Found	0	0	0	0
Juvenile, Noncriminal	0	0	0	0
Commitment	0	0	0	0
Miscellaneous, Noncriminal	0	0	0	0
Suicide and Attempt	0	0	0	0
Mentally Ill	0	0	0	0
Accident, Traffic - Vehicle/Boat	0	0	0	0
Accident, Miscellaneous	0	0	0	0
Person Dead	0	0	0	0
<b>SUBTOTAL</b>	<b>0</b>	<b>0</b>	<b>0</b>	<b>0</b>
<b>CALENDAR YEAR 2019</b>	<b>972</b>	<b>3,870</b>	<b>35</b>	<b>4,877</b>
<b>CALENDAR YEAR 2018</b>	<b>1,201</b>	<b>3,921</b>	<b>57</b>	<b>5,179</b>
<b>% CHANGE 2018 TO 2019</b>	<b>-19</b>	<b>-1</b>	<b>-39</b>	<b>-6</b>



LOS ANGELES COUNTY SHERIFF'S DEPARTMENT  
**2019 SANTA CLARITA VALLEY SHERIFF'S STATION**  
**COMPARISON OF JUVENILE ARRESTS BY CITY/AREA**

	Unincorporated	City of Santa Clarita	Other	Total
<b>PART I CRIMES</b>				
Criminal Homicide	0	0	0	0
Rape	1	0	0	1
Robbery	0	13	0	13
Aggravated Assault	1	7	0	8
Burglary	0	8	0	8
Larceny Theft	4	18	0	22
Grand Theft Auto	1	11	0	12
Arson	0	0	0	0
<b>SUBTOTAL</b>	<b>7</b>	<b>57</b>	<b>0</b>	<b>64</b>
<b>PART II CRIMES</b>				
Forgery	0	1	0	1
Fraud and NSF Checks	0	0	0	0
Sex Offense, Felony	0	1	0	1
Sex Offense, Misdemeanor	0	1	0	1
Non-aggravated Assault	6	53	1	60
Weapon	3	26	0	29
Offense Against Family	0	0	0	0
Narcotic	2	7	0	9
Liquor/Tobacco	0	4	0	4
Drunk - Alcohol/Drug	0	2	0	2
Disorderly Conduct	0	2	0	2
Vagrancy/Quality of Life	0	0	0	0
Gambling	0	0	0	0
Drunk Driving - Vehicle/Boat	0	0	0	0
Vehicle/Boating	7	25	0	32
Vandalism	3	20	0	23
Warrant	1	12	0	13
Receiving Stolen Property	0	0	0	0
Federal Offense Without Money	0	0	0	0
Federal Offense With Money	0	0	0	0
Felony, Miscellaneous	4	16	0	20
Misdemeanor, Miscellaneous	4	33	0	37
<b>SUBTOTAL</b>	<b>30</b>	<b>203</b>	<b>1</b>	<b>234</b>
<b>NONCRIMINAL INCIDENTS</b>				
Person Missing or Found	0	0	0	0
Juvenile, Noncriminal	1	0	0	1
Commitment	0	0	0	0
Miscellaneous, Noncriminal	0	3	0	3
Suicide and Attempt	0	0	0	0
Mentally Ill	0	0	0	0
Accident, Traffic - Vehicle/Boat	0	0	0	0
Accident, Miscellaneous	0	0	0	0
Person Dead	0	0	0	0
<b>SUBTOTAL</b>	<b>1</b>	<b>3</b>	<b>0</b>	<b>4</b>
<b>CALENDAR YEAR 2019</b>	<b>38</b>	<b>263</b>	<b>1</b>	<b>302</b>
<b>CALENDAR YEAR 2018</b>	<b>47</b>	<b>212</b>	<b>1</b>	<b>260</b>
<b>% CHANGE 2018 TO 2019</b>	<b>-19</b>	<b>24</b>	<b>0</b>	<b>16</b>

LOS ANGELES COUNTY SHERIFF'S DEPARTMENT  
**2019 SANTA CLARITA VALLEY SHERIFF'S STATION**  
**MALE ADULT ARRESTS BY AGE**

	18	19	20	21	22	23	24
<b>PART I CRIMES</b>							
Criminal Homicide	0	0	0	0	0	0	0
Rape	0	0	1	1	0	0	1
Robbery	1	1	2	0	1	1	1
Aggravated Assault	6	3	5	2	7	3	1
Burglary	0	0	2	1	3	1	0
Larceny Theft	5	2	1	6	2	7	1
Grand Theft Auto	2	1	3	3	4	1	7
Arson	0	0	0	0	0	0	0
<b>SUBTOTAL</b>	<b>14</b>	<b>7</b>	<b>14</b>	<b>13</b>	<b>17</b>	<b>13</b>	<b>11</b>
<b>PART II CRIMES</b>							
Forgery	1	0	0	0	0	2	0
Fraud and NSF Checks	1	1	0	1	1	1	1
Sex Offense, Felony	0	0	0	0	0	1	0
Sex Offense, Misdemeanor	0	0	0	0	1	1	0
Non-aggravated Assault	4	1	4	2	7	6	7
Weapon	3	0	4	2	6	7	3
Offense Against Family	0	0	1	1	0	0	0
Narcotic	8	14	9	14	31	28	31
Liquor/Tobacco	0	0	1	0	0	0	0
Drunk - Alcohol/Drug	1	3	2	3	6	8	8
Disorderly Conduct	0	0	0	1	0	1	1
Vagrancy/Quality of Life	1	0	0	0	0	0	0
Gambling	0	0	0	0	0	0	0
Drunk Driving - Vehicle/Boat	6	7	8	10	11	12	25
Vehicle/Boating	3	0	8	6	4	3	2
Vandalism	1	2	4	2	3	0	2
Warrant	5	8	15	19	23	19	32
Receiving Stolen Property	0	0	1	1	0	2	1
Federal Offense Without Money	0	0	0	0	0	0	0
Federal Offense With Money	0	0	0	0	0	0	0
Felony, Miscellaneous	0	1	2	2	3	4	0
Misdemeanor, Miscellaneous	2	0	4	6	9	9	5
<b>SUBTOTAL</b>	<b>36</b>	<b>37</b>	<b>63</b>	<b>70</b>	<b>105</b>	<b>104</b>	<b>118</b>
<b>NONCRIMINAL INCIDENTS</b>							
Person Missing or Found	0	0	0	0	0	0	0
Juvenile, Noncriminal	0	0	0	0	0	0	0
Commitment	0	0	0	0	0	0	0
Miscellaneous, Noncriminal	0	0	0	0	0	0	0
Suicide and Attempt	0	0	0	0	0	0	0
Mentally Ill	0	0	0	0	0	0	0
Accident, Traffic - Vehicle/Boat	0	0	0	0	0	0	0
Accident, Miscellaneous	0	0	0	0	0	0	0
Person Dead	0	0	0	0	0	0	0
<b>SUBTOTAL</b>	<b>0</b>	<b>0</b>	<b>0</b>	<b>0</b>	<b>0</b>	<b>0</b>	<b>0</b>
<b>GRAND TOTAL</b>	<b>50</b>	<b>44</b>	<b>77</b>	<b>83</b>	<b>122</b>	<b>117</b>	<b>129</b>

LOS ANGELES COUNTY SHERIFF'S DEPARTMENT  
**2019 SANTA CLARITA VALLEY SHERIFF'S STATION**  
**MALE ADULT ARRESTS BY AGE**

	25-29	30-34	35-39	40-44	45-49	50+	Total
<b>PART I CRIMES</b>							
Criminal Homicide	1	0	0	0	0	1	2
Rape	1	2	1	0	0	0	7
Robbery	2	2	4	2	1	1	19
Aggravated Assault	40	41	26	22	20	18	194
Burglary	9	6	4	5	5	2	38
Larceny Theft	13	16	11	7	9	10	90
Grand Theft Auto	13	11	11	7	4	1	68
Arson	0	1	1	0	0	1	3
<b>SUBTOTAL</b>	<b>79</b>	<b>79</b>	<b>58</b>	<b>43</b>	<b>39</b>	<b>34</b>	<b>421</b>
<b>PART II CRIMES</b>							
Forgery	4	3	3	3	1	2	19
Fraud and NSF Checks	4	4	2	2	5	3	26
Sex Offense, Felony	5	6	2	1	5	5	25
Sex Offense, Misdemeanor	0	2	1	0	0	2	7
Non-aggravated Assault	31	15	20	10	19	24	150
Weapon	22	24	27	9	11	20	138
Offense Against Family	4	3	5	3	3	3	23
Narcotic	199	217	144	84	87	85	951
Liquor/Tobacco	0	0	0	0	0	0	1
Drunk - Alcohol/Drug	26	27	18	18	17	15	152
Disorderly Conduct	1	1	0	0	0	0	5
Vagrancy/Quality of Life	0	1	0	0	0	0	2
Gambling	0	0	0	0	0	0	0
Drunk Driving - Vehicle/Boat	81	47	44	25	28	42	346
Vehicle/Boating	26	15	10	11	11	20	119
Vandalism	7	12	5	2	0	3	43
Warrant	166	200	142	98	84	132	943
Receiving Stolen Property	2	6	2	0	4	1	20
Federal Offense Without Money	0	0	0	1	0	0	1
Federal Offense With Money	0	0	0	0	0	0	0
Felony, Miscellaneous	12	12	6	7	5	10	64
Misdemeanor, Miscellaneous	29	33	20	8	14	34	173
<b>SUBTOTAL</b>	<b>619</b>	<b>628</b>	<b>451</b>	<b>282</b>	<b>294</b>	<b>401</b>	<b>3,208</b>
<b>NONCRIMINAL INCIDENTS</b>							
Person Missing or Found	0	0	0	0	0	0	0
Juvenile, Noncriminal	0	0	0	0	0	0	0
Commitment	0	0	0	0	0	0	0
Miscellaneous, Noncriminal	0	0	0	0	0	0	0
Suicide and Attempt	0	0	0	0	0	0	0
Mentally Ill	0	0	0	0	0	0	0
Accident, Traffic - Vehicle/Boat	0	0	0	0	0	0	0
Accident, Miscellaneous	0	0	0	0	0	0	0
Person Dead	0	0	0	0	0	0	0
<b>SUBTOTAL</b>	<b>0</b>	<b>0</b>	<b>0</b>	<b>0</b>	<b>0</b>	<b>0</b>	<b>0</b>
<b>GRAND TOTAL</b>	<b>698</b>	<b>707</b>	<b>509</b>	<b>325</b>	<b>333</b>	<b>435</b>	<b>3,629</b>

**LOS ANGELES COUNTY SHERIFF'S DEPARTMENT**  
**2019 SANTA CLARITA VALLEY SHERIFF'S STATION**  
**MALE JUVENILE ARRESTS BY AGE**

	0-10	11-12	13-14	15	16	17	Total
<b>PART I CRIMES</b>							
Criminal Homicide	0	0	0	0	0	0	0
Rape	0	0	0	0	1	0	1
Robbery	0	0	1	3	5	4	13
Aggravated Assault	0	0	0	1	2	5	8
Burglary	0	1	4	1	2	0	8
Larceny Theft	0	0	7	2	2	6	17
Grand Theft Auto	0	0	1	2	1	6	10
Arson	0	0	0	0	0	0	0
<b>SUBTOTAL</b>	<b>0</b>	<b>1</b>	<b>13</b>	<b>9</b>	<b>13</b>	<b>21</b>	<b>57</b>
<b>PART II CRIMES</b>							
Forgery	0	0	0	0	1	0	1
Fraud and NSF Checks	0	0	0	0	0	0	0
Sex Offense, Felony	0	0	0	1	0	0	1
Sex Offense, Misdemeanor	0	0	1	0	0	0	1
Non-aggravated Assault	0	2	10	7	13	10	42
Weapon	0	2	1	5	10	6	24
Offense Against Family	0	0	0	0	0	0	0
Narcotic	0	0	1	3	1	3	8
Liquor/Tobacco	0	0	1	3	0	0	4
Drunk - Alcohol/Drug	0	0	0	0	1	1	2
Disorderly Conduct	0	0	0	0	1	0	1
Vagrancy/Quality of Life	0	0	0	0	0	0	0
Gambling	0	0	0	0	0	0	0
Drunk Driving - Vehicle/Boat	0	0	0	0	0	0	0
Vehicle/Boating	0	0	1	2	5	13	21
Vandalism	0	1	9	4	3	2	19
Warrant	0	0	1	2	3	5	11
Receiving Stolen Property	0	0	0	0	0	0	0
Federal Offense Without Money	0	0	0	0	0	0	0
Federal Offense With Money	0	0	0	0	0	0	0
Felony, Miscellaneous	1	0	5	8	4	2	20
Misdemeanor, Miscellaneous	0	0	11	5	5	4	25
<b>SUBTOTAL</b>	<b>1</b>	<b>5</b>	<b>41</b>	<b>40</b>	<b>47</b>	<b>46</b>	<b>180</b>
<b>NONCRIMINAL INCIDENTS</b>							
Person Missing or Found	0	0	0	0	0	0	0
Juvenile, Noncriminal	0	0	0	0	0	0	0
Commitment	0	0	0	0	0	0	0
Miscellaneous, Noncriminal	0	0	0	0	2	1	3
Suicide and Attempt	0	0	0	0	0	0	0
Mentally Ill	0	0	0	0	0	0	0
Accident, Traffic - Vehicle/Boat	0	0	0	0	0	0	0
Accident, Miscellaneous	0	0	0	0	0	0	0
Person Dead	0	0	0	0	0	0	0
<b>SUBTOTAL</b>	<b>0</b>	<b>0</b>	<b>0</b>	<b>0</b>	<b>2</b>	<b>1</b>	<b>3</b>
<b>GRAND TOTAL</b>	<b>1</b>	<b>6</b>	<b>54</b>	<b>49</b>	<b>62</b>	<b>68</b>	<b>240</b>

LOS ANGELES COUNTY SHERIFF'S DEPARTMENT  
**2019 SANTA CLARITA VALLEY SHERIFF'S STATION**  
**FEMALE ADULT ARRESTS BY AGE**

	18	19	20	21	22	23	24
<b>PART I CRIMES</b>							
Criminal Homicide	0	0	0	0	0	0	0
Rape	0	0	0	0	0	0	0
Robbery	0	2	3	1	1	0	0
Aggravated Assault	2	0	3	4	2	5	2
Burglary	0	0	0	1	0	0	0
Larceny Theft	1	4	6	2	1	4	1
Grand Theft Auto	0	1	1	0	1	0	0
Arson	0	0	0	0	0	0	0
<b>SUBTOTAL</b>	<b>3</b>	<b>7</b>	<b>13</b>	<b>8</b>	<b>5</b>	<b>9</b>	<b>3</b>
<b>PART II CRIMES</b>							
Forgery	0	0	0	0	0	0	0
Fraud and NSF Checks	0	0	0	1	1	0	0
Sex Offense, Felony	0	0	0	0	0	0	0
Sex Offense, Misdemeanor	0	0	0	0	0	0	0
Non-aggravated Assault	1	2	1	3	3	2	3
Weapon	0	0	0	1	0	0	2
Offense Against Family	0	0	0	0	0	0	1
Narcotic	4	6	7	10	14	5	7
Liquor/Tobacco	1	0	0	0	0	0	0
Drunk - Alcohol/Drug	1	0	0	1	0	1	1
Disorderly Conduct	0	0	0	0	0	0	0
Vagrancy/Quality of Life	0	0	0	0	0	0	0
Gambling	0	0	0	0	0	0	0
Drunk Driving - Vehicle/Boat	1	6	1	8	5	2	5
Vehicle/Boating	0	0	2	1	2	1	0
Vandalism	0	0	0	0	0	1	0
Warrant	2	4	7	6	9	8	7
Receiving Stolen Property	0	0	0	1	0	0	0
Federal Offense Without Money	0	0	0	0	0	0	0
Federal Offense With Money	0	0	0	0	0	0	0
Felony, Miscellaneous	0	0	0	0	1	0	0
Misdemeanor, Miscellaneous	0	3	0	0	1	3	1
<b>SUBTOTAL</b>	<b>10</b>	<b>21</b>	<b>18</b>	<b>32</b>	<b>36</b>	<b>23</b>	<b>27</b>
<b>NONCRIMINAL INCIDENTS</b>							
Person Missing or Found	0	0	0	0	0	0	0
Juvenile, Noncriminal	0	0	0	0	0	0	0
Commitment	0	0	0	0	0	0	0
Miscellaneous, Noncriminal	0	0	0	0	0	0	0
Suicide and Attempt	0	0	0	0	0	0	0
Mentally Ill	0	0	0	0	0	0	0
Accident, Traffic - Vehicle/Boat	0	0	0	0	0	0	0
Accident, Miscellaneous	0	0	0	0	0	0	0
Person Dead	0	0	0	0	0	0	0
<b>SUBTOTAL</b>	<b>0</b>	<b>0</b>	<b>0</b>	<b>0</b>	<b>0</b>	<b>0</b>	<b>0</b>
<b>GRAND TOTAL</b>	<b>13</b>	<b>28</b>	<b>31</b>	<b>40</b>	<b>41</b>	<b>32</b>	<b>30</b>

LOS ANGELES COUNTY SHERIFF'S DEPARTMENT  
**2019 SANTA CLARITA VALLEY SHERIFF'S STATION**  
**FEMALE ADULT ARRESTS BY AGE**

	25-29	30-34	35-39	40-44	45-49	50+	Total
<b>PART I CRIMES</b>							
Criminal Homicide	0	0	0	0	0	0	0
Rape	0	0	0	0	0	0	0
Robbery	2	1	0	2	1	1	14
Aggravated Assault	22	22	17	8	5	12	104
Burglary	2	2	1	1	0	1	8
Larceny Theft	11	12	8	8	3	4	65
Grand Theft Auto	2	7	4	4	3	0	23
Arson	0	0	0	0	0	0	0
<b>SUBTOTAL</b>	<b>39</b>	<b>44</b>	<b>30</b>	<b>23</b>	<b>12</b>	<b>18</b>	<b>214</b>
<b>PART II CRIMES</b>							
Forgery	4	0	3	0	0	1	8
Fraud and NSF Checks	1	2	3	1	2	2	13
Sex Offense, Felony	0	0	0	0	0	1	1
Sex Offense, Misdemeanor	1	0	1	0	0	0	2
Non-aggravated Assault	7	9	14	9	10	10	74
Weapon	3	3	2	2	2	2	17
Offense Against Family	0	0	0	2	2	1	6
Narcotic	62	70	59	35	32	28	339
Liquor/Tobacco	0	0	0	0	0	0	1
Drunk - Alcohol/Drug	9	8	8	2	8	13	52
Disorderly Conduct	1	1	1	0	0	0	3
Vagrancy/Quality of Life	0	0	0	0	0	0	0
Gambling	0	0	0	0	0	0	0
Drunk Driving - Vehicle/Boat	26	14	9	10	15	24	126
Vehicle/Boating	0	5	6	4	2	6	29
Vandalism	2	1	3	0	0	1	8
Warrant	63	56	38	31	24	34	289
Receiving Stolen Property	1	3	0	0	0	0	5
Federal Offense Without Money	0	0	0	0	0	0	0
Federal Offense With Money	0	0	0	0	0	0	0
Felony, Miscellaneous	3	2	2	0	1	3	12
Misdemeanor, Miscellaneous	12	6	12	3	2	3	46
<b>SUBTOTAL</b>	<b>195</b>	<b>180</b>	<b>161</b>	<b>99</b>	<b>100</b>	<b>129</b>	<b>1,031</b>
<b>NONCRIMINAL INCIDENTS</b>							
Person Missing or Found	0	0	0	0	0	0	0
Juvenile, Noncriminal	0	0	0	0	0	0	0
Commitment	0	0	0	0	0	0	0
Miscellaneous, Noncriminal	0	0	0	0	0	0	0
Suicide and Attempt	0	0	0	0	0	0	0
Mentally Ill	0	0	0	0	0	0	0
Accident, Traffic - Vehicle/Boat	0	0	0	0	0	0	0
Accident, Miscellaneous	0	0	0	0	0	0	0
Person Dead	0	0	0	0	0	0	0
<b>SUBTOTAL</b>	<b>0</b>	<b>0</b>	<b>0</b>	<b>0</b>	<b>0</b>	<b>0</b>	<b>0</b>
<b>GRAND TOTAL</b>	<b>234</b>	<b>224</b>	<b>191</b>	<b>122</b>	<b>112</b>	<b>147</b>	<b>1,245</b>

LOS ANGELES COUNTY SHERIFF'S DEPARTMENT  
**2019 SANTA CLARITA VALLEY SHERIFF'S STATION**  
**FEMALE JUVENILE ARRESTS BY AGE**

	0-10	11-12	13-14	15	16	17	Total
<b>PART I CRIMES</b>							
Criminal Homicide	0	0	0	0	0	0	0
Rape	0	0	0	0	0	0	0
Robbery	0	0	0	0	0	0	0
Aggravated Assault	0	0	0	0	0	0	0
Burglary	0	0	0	0	0	0	0
Larceny Theft	0	0	0	1	2	2	5
Grand Theft Auto	0	0	0	1	0	1	2
Arson	0	0	0	0	0	0	0
<b>SUBTOTAL</b>	<b>0</b>	<b>0</b>	<b>0</b>	<b>2</b>	<b>2</b>	<b>3</b>	<b>7</b>
<b>PART II CRIMES</b>							
Forgery	0	0	0	0	0	0	0
Fraud and NSF Checks	0	0	0	0	0	0	0
Sex Offense, Felony	0	0	0	0	0	0	0
Sex Offense, Misdemeanor	0	0	0	0	0	0	0
Non-aggravated Assault	0	3	3	2	7	3	18
Weapon	0	0	3	0	2	0	5
Offense Against Family	0	0	0	0	0	0	0
Narcotic	0	0	0	0	1	0	1
Liquor/Tobacco	0	0	0	0	0	0	0
Drunk - Alcohol/Drug	0	0	0	0	0	0	0
Disorderly Conduct	0	0	1	0	0	0	1
Vagrancy/Quality of Life	0	0	0	0	0	0	0
Gambling	0	0	0	0	0	0	0
Drunk Driving - Vehicle/Boat	0	0	0	0	0	0	0
Vehicle/Boating	0	0	0	2	3	6	11
Vandalism	0	0	2	0	2	0	4
Warrant	0	0	0	2	0	0	2
Receiving Stolen Property	0	0	0	0	0	0	0
Federal Offense Without Money	0	0	0	0	0	0	0
Federal Offense With Money	0	0	0	0	0	0	0
Felony, Miscellaneous	0	0	0	0	0	0	0
Misdemeanor, Miscellaneous	0	1	3	1	2	5	12
<b>SUBTOTAL</b>	<b>0</b>	<b>4</b>	<b>12</b>	<b>7</b>	<b>17</b>	<b>14</b>	<b>54</b>
<b>NONCRIMINAL INCIDENTS</b>							
Person Missing or Found	0	0	0	0	0	0	0
Juvenile, Noncriminal	0	0	0	0	0	1	1
Commitment	0	0	0	0	0	0	0
Miscellaneous, Noncriminal	0	0	0	0	0	0	0
Suicide and Attempt	0	0	0	0	0	0	0
Mentally Ill	0	0	0	0	0	0	0
Accident, Traffic - Vehicle/Boat	0	0	0	0	0	0	0
Accident, Miscellaneous	0	0	0	0	0	0	0
Person Dead	0	0	0	0	0	0	0
<b>SUBTOTAL</b>	<b>0</b>	<b>0</b>	<b>0</b>	<b>0</b>	<b>0</b>	<b>1</b>	<b>1</b>
<b>GRAND TOTAL</b>	<b>0</b>	<b>4</b>	<b>12</b>	<b>9</b>	<b>19</b>	<b>18</b>	<b>62</b>



**LOS ANGELES COUNTY SHERIFF'S DEPARTMENT**  
**2019 SANTA CLARITA VALLEY SHERIFF'S STATION - UNINCORPORATED AREA**  
**INCIDENT AND ARREST SUMMARY**

	Reported Incidents	Adults Arrested	Juveniles Arrested	Total Arrested
<b>PART I CRIMES</b>				
Criminal Homicide	1	0	0	0
Rape	13	0	1	1
Robbery	17	5	0	5
Aggravated Assault	26	58	1	59
Burglary	119	13	0	13
Larceny Theft	506	33	4	37
Grand Theft Auto	69	24	1	25
Arson	7	1	0	1
<b>SUBTOTAL</b>	<b>758</b>	<b>134</b>	<b>7</b>	<b>141</b>
<b>PART II CRIMES</b>				
Forgery	25	7	0	7
Fraud and NSF Checks	126	9	0	9
Sex Offense, Felony	14	2	0	2
Sex Offense, Misdemeanor	13	0	0	0
Non-aggravated Assault	193	41	6	47
Weapon	48	44	3	47
Offense Against Family	9	6	0	6
Narcotic	241	283	2	285
Liquor/Tobacco	6	0	0	0
Drunk - Alcohol/Drug	26	29	0	29
Disorderly Conduct	9	0	0	0
Vagrancy/Quality of Life	0	0	0	0
Gambling	0	0	0	0
Drunk Driving - Vehicle/Boat	15	40	0	40
Vehicle/Boating	57	36	7	43
Vandalism	122	9	3	12
Warrant	2	270	1	271
Receiving Stolen Property	5	8	0	8
Federal Offense Without Money	0	0	0	0
Federal Offense With Money	9	0	0	0
Felony, Miscellaneous	31	14	4	18
Misdemeanor, Miscellaneous	164	40	4	44
<b>SUBTOTAL</b>	<b>1,115</b>	<b>838</b>	<b>30</b>	<b>868</b>
<b>NONCRIMINAL INCIDENTS</b>				
Person Missing or Found	55	0	0	0
Juvenile, Noncriminal	144	0	1	1
Commitment	0	0	0	0
Miscellaneous, Noncriminal	1,321	0	0	0
Suicide and Attempt	14	0	0	0
Mentally Ill	132	0	0	0
Accident, Traffic - Vehicle/Boat	4	0	0	0
Accident, Miscellaneous	1	0	0	0
Person Dead	17	0	0	0
<b>SUBTOTAL</b>	<b>1,688</b>	<b>0</b>	<b>1</b>	<b>1</b>
<b>CALENDAR YEAR 2019</b>	<b>3,561</b>	<b>972</b>	<b>38</b>	<b>1,010</b>
<b>CALENDAR YEAR 2018</b>	<b>3,731</b>	<b>1,201</b>	<b>47</b>	<b>1,248</b>
<b>% CHANGE 2018 TO 2019</b>	<b>-5</b>	<b>-19</b>	<b>-19</b>	<b>-19</b>

**LOS ANGELES COUNTY SHERIFF'S DEPARTMENT**  
**2019 SANTA CLARITA VALLEY SHERIFF'S STATION - CITY OF SANTA CLARITA**  
**INCIDENT AND ARREST SUMMARY**

	Reported Incidents	Adults Arrested	Juveniles Arrested	Total Arrested
<b>PART I CRIMES</b>				
Criminal Homicide	3	2	0	2
Rape	52	7	0	7
Robbery	91	27	13	40
Aggravated Assault	139	235	7	242
Burglary	394	33	8	41
Larceny Theft	1,452	120	18	138
Grand Theft Auto	220	66	11	77
Arson	17	2	0	2
<b>SUBTOTAL</b>	<b>2,368</b>	<b>492</b>	<b>57</b>	<b>549</b>
<b>PART II CRIMES</b>				
Forgery	112	20	1	21
Fraud and NSF Checks	468	30	0	30
Sex Offense, Felony	74	24	1	25
Sex Offense, Misdemeanor	49	9	1	10
Non-aggravated Assault	653	183	53	236
Weapon	135	107	26	133
Offense Against Family	70	23	0	23
Narcotic	816	1,003	7	1,010
Liquor/Tobacco	16	2	4	6
Drunk - Alcohol/Drug	168	175	2	177
Disorderly Conduct	34	8	2	10
Vagrancy/Quality of Life	2	2	0	2
Gambling	0	0	0	0
Drunk Driving - Vehicle/Boat	369	434	0	434
Vehicle/Boating	611	112	25	137
Vandalism	407	42	20	62
Warrant	4	951	12	963
Receiving Stolen Property	4	16	0	16
Federal Offense Without Money	0	1	0	1
Federal Offense With Money	25	0	0	0
Felony, Miscellaneous	147	58	16	74
Misdemeanor, Miscellaneous	616	178	33	211
<b>SUBTOTAL</b>	<b>4,780</b>	<b>3,378</b>	<b>203</b>	<b>3,581</b>
<b>NONCRIMINAL INCIDENTS</b>				
Person Missing or Found	238	0	0	0
Juvenile, Noncriminal	578	0	0	0
Commitment	1	0	0	0
Miscellaneous, Noncriminal	5,936	0	3	3
Suicide and Attempt	54	0	0	0
Mentally Ill	565	0	0	0
Accident, Traffic - Vehicle/Boat	1,214	0	0	0
Accident, Miscellaneous	2	0	0	0
Person Dead	86	0	0	0
<b>SUBTOTAL</b>	<b>8,674</b>	<b>0</b>	<b>3</b>	<b>3</b>
<b>CALENDAR YEAR 2019</b>	<b>15,822</b>	<b>3,870</b>	<b>263</b>	<b>4,133</b>
<b>CALENDAR YEAR 2018</b>	<b>15,012</b>	<b>3,921</b>	<b>212</b>	<b>4,133</b>
<b>% CHANGE 2018 TO 2019</b>	<b>5</b>	<b>-1</b>	<b>24</b>	<b>0</b>

**LOS ANGELES COUNTY SHERIFF'S DEPARTMENT**  
**2019 SANTA CLARITA VALLEY SHERIFF'S STATION - OTHER**  
**INCIDENT AND ARREST SUMMARY**

	Reported Incidents	Adults Arrested	Juveniles Arrested	Total Arrested
<b>PART I CRIMES</b>				
Criminal Homicide	0	0	0	0
Rape	0	0	0	0
Robbery	0	1	0	1
Aggravated Assault	0	6	0	6
Burglary	0	0	0	0
Larceny Theft	0	2	0	2
Grand Theft Auto	0	1	0	1
Arson	0	0	0	0
<b>SUBTOTAL</b>	<b>0</b>	<b>10</b>	<b>0</b>	<b>10</b>
<b>PART II CRIMES</b>				
Forgery	0	0	0	0
Fraud and NSF Checks	0	0	0	0
Sex Offense, Felony	0	0	0	0
Sex Offense, Misdemeanor	0	0	0	0
Non-aggravated Assault	0	0	1	1
Weapon	0	4	0	4
Offense Against Family	0	0	0	0
Narcotic	0	4	0	4
Liquor/Tobacco	0	0	0	0
Drunk - Alcohol/Drug	0	0	0	0
Disorderly Conduct	0	0	0	0
Vagrancy/Quality of Life	0	0	0	0
Gambling	0	0	0	0
Drunk Driving - Vehicle/Boat	0	0	0	0
Vehicle/Boating	0	0	0	0
Vandalism	0	0	0	0
Warrant	0	11	0	11
Receiving Stolen Property	0	1	0	1
Federal Offense Without Money	0	0	0	0
Federal Offense With Money	0	0	0	0
Felony, Miscellaneous	0	4	0	4
Misdemeanor, Miscellaneous	0	1	0	1
<b>SUBTOTAL</b>	<b>0</b>	<b>25</b>	<b>1</b>	<b>26</b>
<b>NONCRIMINAL INCIDENTS</b>				
Person Missing or Found	0	0	0	0
Juvenile, Noncriminal	0	0	0	0
Commitment	0	0	0	0
Miscellaneous, Noncriminal	0	0	0	0
Suicide and Attempt	0	0	0	0
Mentally Ill	0	0	0	0
Accident, Traffic - Vehicle/Boat	0	0	0	0
Accident, Miscellaneous	0	0	0	0
Person Dead	0	0	0	0
<b>SUBTOTAL</b>	<b>0</b>	<b>0</b>	<b>0</b>	<b>0</b>
<b>CALENDAR YEAR 2019</b>	<b>0</b>	<b>35</b>	<b>1</b>	<b>36</b>
<b>CALENDAR YEAR 2018</b>	<b>0</b>	<b>57</b>	<b>1</b>	<b>58</b>
<b>% CHANGE 2018 TO 2019</b>	<b>N/C</b>	<b>-39</b>	<b>0</b>	<b>-38</b>



LOS ANGELES COUNTY SHERIFF'S DEPARTMENT  
2019 NORTH PATROL DIVISION  
WEST HOLLYWOOD SHERIFF'S STATION PATROL AREA MAP



LOS ANGELES COUNTY SHERIFF'S DEPARTMENT  
**2019 WEST HOLLYWOOD SHERIFF'S STATION**  
**SYNOPSIS**

	Calendar Year 2018	Calendar Year 2019	Percent Change (%)	Crime Rate Per 10,000 Population	
				2018	2019

<b>TOTAL REPORTED INCIDENTS</b>	<b>8,259</b>	<b>8,260</b>	<b>0</b>		
---------------------------------	--------------	--------------	----------	--	--

<b>PART I CRIMES</b>	<b>2,631</b>	<b>2,360</b>	<b>-10</b>	<b>693.84</b>	<b>626.97</b>
Criminal Homicide	2	1	-50	0.53	0.27
Rape	42	25	-40	11.08	6.64
Robbery	129	142	10	34.02	37.72
Aggravated Assault	141	135	-4	37.18	35.86
Burglary	243	219	-10	64.08	58.18
Larceny Theft	1,953	1,710	-12	515.04	454.29
Grand Theft Auto	100	118	18	26.37	31.35
Arson	21	10	-52	5.54	2.66

<b>PART II CRIMES</b>	<b>3,187</b>	<b>3,513</b>	<b>10</b>	<b>840.47</b>	<b>933.29</b>
-----------------------	--------------	--------------	-----------	---------------	---------------

<b>NONCRIMINAL INCIDENTS</b>	<b>2,441</b>	<b>2,387</b>	<b>-2</b>		
------------------------------	--------------	--------------	-----------	--	--

<b>TOTAL ARRESTS</b>	<b>2,814</b>	<b>3,299</b>	<b>17</b>		
----------------------	--------------	--------------	-----------	--	--

Adult Arrests	2,789	3,276	17		
Juvenile Arrests	25	23	-8		

**PART I CRIMES STOLEN AND  
RECOVERED PROPERTY  
AMOUNT**

Stolen Property	\$7,915,197	\$7,280,253	-8		
Recovered Property	\$1,475,710	\$1,482,334	0		
Percent Recovered (%)	19	20			

	Area in Square Miles 2019	Population 2019	Crime Rate Per 10,000 Population Part I Crimes		Percent Change (%)
			2018	2019	
<b>TOTAL AREA</b>	<b>3.45</b>	<b>37,641</b>	<b>693.84</b>	<b>626.97</b>	<b>-10</b>
Unincorporated	1.57	978	2,007.09	1,574.37	-22
City of West Hollywood	1.89	36,663	659.13	601.70	-9

**LOS ANGELES COUNTY SHERIFF'S DEPARTMENT**  
**2019 WEST HOLLYWOOD SHERIFF'S STATION**  
**INCIDENT AND ARREST SUMMARY**

	Reported Incidents	Adults Arrested	Juveniles Arrested	Total Arrested
<b>PART I CRIMES</b>				
Criminal Homicide	1	0	0	0
Rape	25	2	0	2
Robbery	142	52	0	52
Aggravated Assault	135	120	1	121
Burglary	219	51	0	51
Larceny Theft	1,710	257	3	260
Grand Theft Auto	118	48	6	54
Arson	10	2	0	2
<b>SUBTOTAL</b>	<b>2,360</b>	<b>532</b>	<b>10</b>	<b>542</b>
<b>PART II CRIMES</b>				
Forgery	58	9	1	10
Fraud and NSF Checks	271	36	2	38
Sex Offense, Felony	8	11	0	11
Sex Offense, Misdemeanor	34	8	0	8
Non-aggravated Assault	584	219	0	219
Weapon	56	47	1	48
Offense Against Family	8	10	0	10
Narcotic	348	478	0	478
Liquor/Tobacco	1	1	0	1
Drunk - Alcohol/Drug	186	201	0	201
Disorderly Conduct	28	8	0	8
Vagrancy/Quality of Life	0	1	0	1
Gambling	0	0	0	0
Drunk Driving - Vehicle/Boat	114	122	0	122
Vehicle/Boating	1,056	386	1	387
Vandalism	286	58	1	59
Warrant	5	821	0	821
Receiving Stolen Property	7	15	0	15
Federal Offense Without Money	1	8	0	8
Federal Offense With Money	27	0	0	0
Felony, Miscellaneous	75	42	0	42
Misdemeanor, Miscellaneous	360	260	3	263
<b>SUBTOTAL</b>	<b>3,513</b>	<b>2,741</b>	<b>9</b>	<b>2,750</b>
<b>NONCRIMINAL INCIDENTS</b>				
Person Missing or Found	52	0	4	4
Juvenile, Noncriminal	18	0	0	0
Commitment	1	0	0	0
Miscellaneous, Noncriminal	1,653	3	0	3
Suicide and Attempt	8	0	0	0
Mentally Ill	202	0	0	0
Accident, Traffic - Vehicle/Boat	407	0	0	0
Accident, Miscellaneous	1	0	0	0
Person Dead	45	0	0	0
<b>SUBTOTAL</b>	<b>2,387</b>	<b>3</b>	<b>4</b>	<b>7</b>
<b>CALENDAR YEAR 2019</b>	<b>8,260</b>	<b>3,276</b>	<b>23</b>	<b>3,299</b>
<b>CALENDAR YEAR 2018</b>	<b>8,259</b>	<b>2,789</b>	<b>25</b>	<b>2,814</b>
<b>% CHANGE 2018 TO 2019</b>	<b>0</b>	<b>17</b>	<b>-8</b>	<b>17</b>

LOS ANGELES COUNTY SHERIFF'S DEPARTMENT  
**2019 WEST HOLLYWOOD SHERIFF'S STATION**  
**PART I ACTUAL OFFENSES\* CLEARED**

	Station Total	Unincorporated	City of West Hollywood
<b>Criminal Homicide</b>	<b>1</b>	<b>1</b>	<b>0</b>
Number Cleared	0	0	0
Percent Cleared (%)	0	0	N/C
<b>Rape</b>	<b>24</b>	<b>0</b>	<b>24</b>
Number Cleared	9	0	9
Percent Cleared (%)	38	N/C	38
<b>Robbery</b>	<b>141</b>	<b>2</b>	<b>139</b>
Number Cleared	54	2	52
Percent Cleared (%)	38	100	37
<b>Aggravated Assault</b>	<b>135</b>	<b>4</b>	<b>131</b>
Number Cleared	97	1	96
Percent Cleared (%)	72	25	73
<b>Burglary</b>	<b>219</b>	<b>4</b>	<b>215</b>
Number Cleared	39	2	37
Percent Cleared (%)	18	50	17
<b>Larceny Theft</b>	<b>1,706</b>	<b>140</b>	<b>1,566</b>
Number Cleared	264	92	172
Percent Cleared (%)	15	66	11
<b>Grand Theft Auto</b>	<b>118</b>	<b>1</b>	<b>117</b>
Number Cleared	9	0	9
Percent Cleared (%)	8	0	8
<b>Arson</b>	<b>10</b>	<b>1</b>	<b>9</b>
Number Cleared	6	0	6
Percent Cleared (%)	60	0	67
<b>TOTAL PART I OFFENSES</b>	<b>2,354</b>	<b>153</b>	<b>2,201</b>
Number Cleared	478	97	381
Percent Cleared (%)	20	63	17

\* Actual offenses (unfounded not included)



**LOS ANGELES COUNTY SHERIFF'S DEPARTMENT**  
**2019 WEST HOLLYWOOD SHERIFF'S STATION**  
**COMPARISON OF INCIDENTS BY CITY/AREA**

	Unincorporated	City of West Hollywood	Other	Total
<b>PART I CRIMES</b>				
Criminal Homicide	1	0	0	1
Rape	0	25	0	25
Robbery	2	140	0	142
Aggravated Assault	4	131	0	135
Burglary	4	215	0	219
Larceny Theft	141	1,569	0	1,710
Grand Theft Auto	1	117	0	118
Arson	1	9	0	10
<b>SUBTOTAL</b>	<b>154</b>	<b>2,206</b>	<b>0</b>	<b>2,360</b>
<b>PART II CRIMES</b>				
Forgery	3	55	0	58
Fraud and NSF Checks	25	246	0	271
Sex Offense, Felony	1	7	0	8
Sex Offense, Misdemeanor	5	29	0	34
Non-aggravated Assault	97	487	0	584
Weapon	9	47	0	56
Offense Against Family	0	8	0	8
Narcotic	21	327	0	348
Liquor/Tobacco	0	1	0	1
Drunk - Alcohol/Drug	20	166	0	186
Disorderly Conduct	1	27	0	28
Vagrancy/Quality of Life	0	0	0	0
Gambling	0	0	0	0
Drunk Driving - Vehicle/Boat	7	107	0	114
Vehicle/Boating	113	943	0	1,056
Vandalism	11	275	0	286
Warrant	0	5	0	5
Receiving Stolen Property	1	6	0	7
Federal Offense Without Money	0	1	0	1
Federal Offense With Money	3	24	0	27
Felony, Miscellaneous	5	70	0	75
Misdemeanor, Miscellaneous	16	344	0	360
<b>SUBTOTAL</b>	<b>338</b>	<b>3,175</b>	<b>0</b>	<b>3,513</b>
<b>NONCRIMINAL INCIDENTS</b>				
Person Missing or Found	10	42	0	52
Juvenile, Noncriminal	4	14	0	18
Commitment	0	1	0	1
Miscellaneous, Noncriminal	97	1,556	0	1,653
Suicide and Attempt	0	8	0	8
Mentally Ill	10	192	0	202
Accident, Traffic - Vehicle/Boat	2	405	0	407
Accident, Miscellaneous	0	1	0	1
Person Dead	2	43	0	45
<b>SUBTOTAL</b>	<b>125</b>	<b>2,262</b>	<b>0</b>	<b>2,387</b>
<b>CALENDAR YEAR 2019</b>	<b>617</b>	<b>7,643</b>	<b>0</b>	<b>8,260</b>
<b>CALENDAR YEAR 2018</b>	<b>674</b>	<b>7,585</b>	<b>0</b>	<b>8,259</b>
<b>% CHANGE 2018 TO 2019</b>	<b>-8</b>	<b>1</b>	<b>N/C</b>	<b>0</b>

**LOS ANGELES COUNTY SHERIFF'S DEPARTMENT**  
**2019 WEST HOLLYWOOD SHERIFF'S STATION**  
**COMPARISON OF ARRESTS BY CITY/AREA**

	Unincorporated	City of West Hollywood	Other	Total
<b>PART I CRIMES</b>				
Criminal Homicide	0	0	0	0
Rape	0	2	0	2
Robbery	1	51	0	52
Aggravated Assault	8	110	3	121
Burglary	3	47	1	51
Larceny Theft	108	151	1	260
Grand Theft Auto	0	52	2	54
Arson	0	2	0	2
<b>SUBTOTAL</b>	<b>120</b>	<b>415</b>	<b>7</b>	<b>542</b>
<b>PART II CRIMES</b>				
Forgery	3	6	1	10
Fraud and NSF Checks	23	15	0	38
Sex Offense, Felony	1	10	0	11
Sex Offense, Misdemeanor	1	7	0	8
Non-aggravated Assault	45	174	0	219
Weapon	10	36	2	48
Offense Against Family	1	9	0	10
Narcotic	15	451	12	478
Liquor/Tobacco	0	1	0	1
Drunk - Alcohol/Drug	26	173	2	201
Disorderly Conduct	1	7	0	8
Vagrancy/Quality of Life	0	1	0	1
Gambling	0	0	0	0
Drunk Driving - Vehicle/Boat	8	110	4	122
Vehicle/Boating	104	279	4	387
Vandalism	12	47	0	59
Warrant	60	753	8	821
Receiving Stolen Property	1	14	0	15
Federal Offense Without Money	0	7	1	8
Federal Offense With Money	0	0	0	0
Felony, Miscellaneous	3	38	1	42
Misdemeanor, Miscellaneous	30	232	1	263
<b>SUBTOTAL</b>	<b>344</b>	<b>2,370</b>	<b>36</b>	<b>2,750</b>
<b>NONCRIMINAL INCIDENTS</b>				
Person Missing or Found	0	4	0	4
Juvenile, Noncriminal	0	0	0	0
Commitment	0	0	0	0
Miscellaneous, Noncriminal	0	3	0	3
Suicide and Attempt	0	0	0	0
Mentally Ill	0	0	0	0
Accident, Traffic - Vehicle/Boat	0	0	0	0
Accident, Miscellaneous	0	0	0	0
Person Dead	0	0	0	0
<b>SUBTOTAL</b>	<b>0</b>	<b>7</b>	<b>0</b>	<b>7</b>
<b>CALENDAR YEAR 2019</b>	<b>464</b>	<b>2,792</b>	<b>43</b>	<b>3,299</b>
<b>CALENDAR YEAR 2018</b>	<b>390</b>	<b>2,394</b>	<b>30</b>	<b>2,814</b>
<b>% CHANGE 2018 TO 2019</b>	<b>19</b>	<b>17</b>	<b>43</b>	<b>17</b>

LOS ANGELES COUNTY SHERIFF'S DEPARTMENT  
**2019 WEST HOLLYWOOD SHERIFF'S STATION**  
**COMPARISON OF ADULT ARRESTS BY CITY/AREA**

	Unincorporated	City of West Hollywood	Other	Total
<b>PART I CRIMES</b>				
Criminal Homicide	0	0	0	0
Rape	0	2	0	2
Robbery	1	51	0	52
Aggravated Assault	8	109	3	120
Burglary	3	47	1	51
Larceny Theft	107	149	1	257
Grand Theft Auto	0	46	2	48
Arson	0	2	0	2
<b>SUBTOTAL</b>	<b>119</b>	<b>406</b>	<b>7</b>	<b>532</b>
<b>PART II CRIMES</b>				
Forgery	3	5	1	9
Fraud and NSF Checks	21	15	0	36
Sex Offense, Felony	1	10	0	11
Sex Offense, Misdemeanor	1	7	0	8
Non-aggravated Assault	45	174	0	219
Weapon	9	36	2	47
Offense Against Family	1	9	0	10
Narcotic	15	451	12	478
Liquor/Tobacco	0	1	0	1
Drunk - Alcohol/Drug	26	173	2	201
Disorderly Conduct	1	7	0	8
Vagrancy/Quality of Life	0	1	0	1
Gambling	0	0	0	0
Drunk Driving - Vehicle/Boat	8	110	4	122
Vehicle/Boating	103	279	4	386
Vandalism	11	47	0	58
Warrant	60	753	8	821
Receiving Stolen Property	1	14	0	15
Federal Offense Without Money	0	7	1	8
Federal Offense With Money	0	0	0	0
Felony, Miscellaneous	3	38	1	42
Misdemeanor, Miscellaneous	27	232	1	260
<b>SUBTOTAL</b>	<b>336</b>	<b>2,369</b>	<b>36</b>	<b>2,741</b>
<b>NONCRIMINAL INCIDENTS</b>				
Person Missing or Found	0	0	0	0
Juvenile, Noncriminal	0	0	0	0
Commitment	0	0	0	0
Miscellaneous, Noncriminal	0	3	0	3
Suicide and Attempt	0	0	0	0
Mentally Ill	0	0	0	0
Accident, Traffic - Vehicle/Boat	0	0	0	0
Accident, Miscellaneous	0	0	0	0
Person Dead	0	0	0	0
<b>SUBTOTAL</b>	<b>0</b>	<b>3</b>	<b>0</b>	<b>3</b>
<b>CALENDAR YEAR 2019</b>	<b>455</b>	<b>2,778</b>	<b>43</b>	<b>3,276</b>
<b>CALENDAR YEAR 2018</b>	<b>382</b>	<b>2,377</b>	<b>30</b>	<b>2,789</b>
<b>% CHANGE 2018 TO 2019</b>	<b>19</b>	<b>17</b>	<b>43</b>	<b>17</b>

LOS ANGELES COUNTY SHERIFF'S DEPARTMENT  
**2019 WEST HOLLYWOOD SHERIFF'S STATION**  
**COMPARISON OF JUVENILE ARRESTS BY CITY/AREA**

	Unincorporated	City of West Hollywood	Other	Total
<b>PART I CRIMES</b>				
Criminal Homicide	0	0	0	0
Rape	0	0	0	0
Robbery	0	0	0	0
Aggravated Assault	0	1	0	1
Burglary	0	0	0	0
Larceny Theft	1	2	0	3
Grand Theft Auto	0	6	0	6
Arson	0	0	0	0
<b>SUBTOTAL</b>	<b>1</b>	<b>9</b>	<b>0</b>	<b>10</b>
<b>PART II CRIMES</b>				
Forgery	0	1	0	1
Fraud and NSF Checks	2	0	0	2
Sex Offense, Felony	0	0	0	0
Sex Offense, Misdemeanor	0	0	0	0
Non-aggravated Assault	0	0	0	0
Weapon	1	0	0	1
Offense Against Family	0	0	0	0
Narcotic	0	0	0	0
Liquor/Tobacco	0	0	0	0
Drunk - Alcohol/Drug	0	0	0	0
Disorderly Conduct	0	0	0	0
Vagrancy/Quality of Life	0	0	0	0
Gambling	0	0	0	0
Drunk Driving - Vehicle/Boat	0	0	0	0
Vehicle/Boating	1	0	0	1
Vandalism	1	0	0	1
Warrant	0	0	0	0
Receiving Stolen Property	0	0	0	0
Federal Offense Without Money	0	0	0	0
Federal Offense With Money	0	0	0	0
Felony, Miscellaneous	0	0	0	0
Misdemeanor, Miscellaneous	3	0	0	3
<b>SUBTOTAL</b>	<b>8</b>	<b>1</b>	<b>0</b>	<b>9</b>
<b>NONCRIMINAL INCIDENTS</b>				
Person Missing or Found	0	4	0	4
Juvenile, Noncriminal	0	0	0	0
Commitment	0	0	0	0
Miscellaneous, Noncriminal	0	0	0	0
Suicide and Attempt	0	0	0	0
Mentally Ill	0	0	0	0
Accident, Traffic - Vehicle/Boat	0	0	0	0
Accident, Miscellaneous	0	0	0	0
Person Dead	0	0	0	0
<b>SUBTOTAL</b>	<b>0</b>	<b>4</b>	<b>0</b>	<b>4</b>
<b>CALENDAR YEAR 2019</b>	<b>9</b>	<b>14</b>	<b>0</b>	<b>23</b>
<b>CALENDAR YEAR 2018</b>	<b>8</b>	<b>17</b>	<b>0</b>	<b>25</b>
<b>% CHANGE 2018 TO 2019</b>	<b>12</b>	<b>-18</b>	<b>N/C</b>	<b>-8</b>

**LOS ANGELES COUNTY SHERIFF'S DEPARTMENT**  
**2019 WEST HOLLYWOOD SHERIFF'S STATION**  
**MALE ADULT ARRESTS BY AGE**

	18	19	20	21	22	23	24
<b>PART I CRIMES</b>							
Criminal Homicide	0	0	0	0	0	0	0
Rape	0	0	0	0	0	0	0
Robbery	2	1	0	3	3	2	0
Aggravated Assault	1	0	3	2	3	3	8
Burglary	0	1	2	3	0	5	2
Larceny Theft	1	2	4	6	7	9	6
Grand Theft Auto	1	1	0	2	2	0	6
Arson	0	0	0	0	0	0	0
<b>SUBTOTAL</b>	<b>5</b>	<b>5</b>	<b>9</b>	<b>16</b>	<b>15</b>	<b>19</b>	<b>22</b>
<b>PART II CRIMES</b>							
Forgery	0	0	0	0	1	1	0
Fraud and NSF Checks	0	1	0	0	0	2	2
Sex Offense, Felony	0	0	0	0	1	0	0
Sex Offense, Misdemeanor	0	1	0	0	0	0	0
Non-aggravated Assault	0	1	2	5	4	7	8
Weapon	0	0	1	0	1	2	1
Offense Against Family	0	0	0	0	0	0	2
Narcotic	1	1	4	6	15	11	6
Liquor/Tobacco	0	0	0	0	0	0	0
Drunk - Alcohol/Drug	0	1	1	4	7	5	9
Disorderly Conduct	0	0	0	0	0	0	0
Vagrancy/Quality of Life	0	0	0	0	0	0	0
Gambling	0	0	0	0	0	0	0
Drunk Driving - Vehicle/Boat	0	0	2	0	2	3	4
Vehicle/Boating	3	0	8	9	11	7	11
Vandalism	0	2	0	2	3	2	0
Warrant	2	2	7	5	17	14	17
Receiving Stolen Property	0	0	0	0	0	0	2
Federal Offense Without Money	0	0	0	0	0	0	0
Federal Offense With Money	0	0	0	0	0	0	0
Felony, Miscellaneous	0	0	2	0	1	2	1
Misdemeanor, Miscellaneous	1	0	6	0	5	5	3
<b>SUBTOTAL</b>	<b>7</b>	<b>9</b>	<b>33</b>	<b>31</b>	<b>68</b>	<b>61</b>	<b>66</b>
<b>NONCRIMINAL INCIDENTS</b>							
Person Missing or Found	0	0	0	0	0	0	0
Juvenile, Noncriminal	0	0	0	0	0	0	0
Commitment	0	0	0	0	0	0	0
Miscellaneous, Noncriminal	0	0	0	2	0	0	0
Suicide and Attempt	0	0	0	0	0	0	0
Mentally Ill	0	0	0	0	0	0	0
Accident, Traffic - Vehicle/Boat	0	0	0	0	0	0	0
Accident, Miscellaneous	0	0	0	0	0	0	0
Person Dead	0	0	0	0	0	0	0
<b>SUBTOTAL</b>	<b>0</b>	<b>0</b>	<b>0</b>	<b>2</b>	<b>0</b>	<b>0</b>	<b>0</b>
<b>GRAND TOTAL</b>	<b>12</b>	<b>14</b>	<b>42</b>	<b>49</b>	<b>83</b>	<b>80</b>	<b>88</b>

**LOS ANGELES COUNTY SHERIFF'S DEPARTMENT**  
**2019 WEST HOLLYWOOD SHERIFF'S STATION**  
**MALE ADULT ARRESTS BY AGE**

	25-29	30-34	35-39	40-44	45-49	50+	Total
<b>PART I CRIMES</b>							
Criminal Homicide	0	0	0	0	0	0	0
Rape	0	0	1	0	0	1	2
Robbery	14	10	1	1	3	4	44
Aggravated Assault	24	16	12	6	9	15	102
Burglary	13	6	5	3	1	5	46
Larceny Theft	38	31	29	13	14	21	181
Grand Theft Auto	10	8	4	2	0	4	40
Arson	1	0	1	0	0	0	2
<b>SUBTOTAL</b>	<b>100</b>	<b>71</b>	<b>53</b>	<b>25</b>	<b>27</b>	<b>50</b>	<b>417</b>
<b>PART II CRIMES</b>							
Forgery	1	1	1	1	1	0	7
Fraud and NSF Checks	9	4	5	3	0	4	30
Sex Offense, Felony	2	2	0	1	1	3	10
Sex Offense, Misdemeanor	2	2	0	2	0	1	8
Non-aggravated Assault	43	26	25	7	6	15	149
Weapon	9	14	6	2	1	5	42
Offense Against Family	2	1	0	0	0	2	7
Narcotic	111	89	55	37	42	75	453
Liquor/Tobacco	0	0	0	0	0	1	1
Drunk - Alcohol/Drug	38	44	17	11	10	18	165
Disorderly Conduct	3	2	1	0	0	1	7
Vagrancy/Quality of Life	0	1	0	0	0	0	1
Gambling	0	0	0	0	0	0	0
Drunk Driving - Vehicle/Boat	25	19	12	6	6	15	94
Vehicle/Boating	69	50	43	22	20	33	286
Vandalism	6	10	6	6	5	11	53
Warrant	147	119	83	62	72	181	728
Receiving Stolen Property	3	2	1	1	1	4	14
Federal Offense Without Money	3	1	0	1	0	2	7
Federal Offense With Money	0	0	0	0	0	0	0
Felony, Miscellaneous	4	7	10	1	5	4	37
Misdemeanor, Miscellaneous	45	42	34	17	16	65	239
<b>SUBTOTAL</b>	<b>522</b>	<b>436</b>	<b>299</b>	<b>180</b>	<b>186</b>	<b>440</b>	<b>2,338</b>
<b>NONCRIMINAL INCIDENTS</b>							
Person Missing or Found	0	0	0	0	0	0	0
Juvenile, Noncriminal	0	0	0	0	0	0	0
Commitment	0	0	0	0	0	0	0
Miscellaneous, Noncriminal	0	0	0	1	0	0	3
Suicide and Attempt	0	0	0	0	0	0	0
Mentally Ill	0	0	0	0	0	0	0
Accident, Traffic - Vehicle/Boat	0	0	0	0	0	0	0
Accident, Miscellaneous	0	0	0	0	0	0	0
Person Dead	0	0	0	0	0	0	0
<b>SUBTOTAL</b>	<b>0</b>	<b>0</b>	<b>0</b>	<b>1</b>	<b>0</b>	<b>0</b>	<b>3</b>
<b>GRAND TOTAL</b>	<b>622</b>	<b>507</b>	<b>352</b>	<b>206</b>	<b>213</b>	<b>490</b>	<b>2,758</b>

**LOS ANGELES COUNTY SHERIFF'S DEPARTMENT**  
**2019 WEST HOLLYWOOD SHERIFF'S STATION**  
**MALE JUVENILE ARRESTS BY AGE**

	0-10	11-12	13-14	15	16	17	Total
<b>PART I CRIMES</b>							
Criminal Homicide	0	0	0	0	0	0	0
Rape	0	0	0	0	0	0	0
Robbery	0	0	0	0	0	0	0
Aggravated Assault	0	0	0	0	0	0	0
Burglary	0	0	0	0	0	0	0
Larceny Theft	0	0	0	0	0	1	1
Grand Theft Auto	0	0	0	0	1	1	2
Arson	0	0	0	0	0	0	0
<b>SUBTOTAL</b>	<b>0</b>	<b>0</b>	<b>0</b>	<b>0</b>	<b>1</b>	<b>2</b>	<b>3</b>
<b>PART II CRIMES</b>							
Forgery	0	0	0	0	0	1	1
Fraud and NSF Checks	0	0	0	0	0	1	1
Sex Offense, Felony	0	0	0	0	0	0	0
Sex Offense, Misdemeanor	0	0	0	0	0	0	0
Non-aggravated Assault	0	0	0	0	0	0	0
Weapon	0	0	0	0	0	0	0
Offense Against Family	0	0	0	0	0	0	0
Narcotic	0	0	0	0	0	0	0
Liquor/Tobacco	0	0	0	0	0	0	0
Drunk - Alcohol/Drug	0	0	0	0	0	0	0
Disorderly Conduct	0	0	0	0	0	0	0
Vagrancy/Quality of Life	0	0	0	0	0	0	0
Gambling	0	0	0	0	0	0	0
Drunk Driving - Vehicle/Boat	0	0	0	0	0	0	0
Vehicle/Boating	0	0	0	0	0	0	0
Vandalism	0	0	1	0	0	0	1
Warrant	0	0	0	0	0	0	0
Receiving Stolen Property	0	0	0	0	0	0	0
Federal Offense Without Money	0	0	0	0	0	0	0
Federal Offense With Money	0	0	0	0	0	0	0
Felony, Miscellaneous	0	0	0	0	0	0	0
Misdemeanor, Miscellaneous	0	0	0	0	3	0	3
<b>SUBTOTAL</b>	<b>0</b>	<b>0</b>	<b>1</b>	<b>0</b>	<b>3</b>	<b>2</b>	<b>6</b>
<b>NONCRIMINAL INCIDENTS</b>							
Person Missing or Found	0	0	2	0	1	0	3
Juvenile, Noncriminal	0	0	0	0	0	0	0
Commitment	0	0	0	0	0	0	0
Miscellaneous, Noncriminal	0	0	0	0	0	0	0
Suicide and Attempt	0	0	0	0	0	0	0
Mentally Ill	0	0	0	0	0	0	0
Accident, Traffic - Vehicle/Boat	0	0	0	0	0	0	0
Accident, Miscellaneous	0	0	0	0	0	0	0
Person Dead	0	0	0	0	0	0	0
<b>SUBTOTAL</b>	<b>0</b>	<b>0</b>	<b>2</b>	<b>0</b>	<b>1</b>	<b>0</b>	<b>3</b>
<b>GRAND TOTAL</b>	<b>0</b>	<b>0</b>	<b>3</b>	<b>0</b>	<b>5</b>	<b>4</b>	<b>12</b>



**LOS ANGELES COUNTY SHERIFF'S DEPARTMENT**  
**2019 WEST HOLLYWOOD SHERIFF'S STATION**  
**FEMALE ADULT ARRESTS BY AGE**

	18	19	20	21	22	23	24
<b>PART I CRIMES</b>							
Criminal Homicide	0	0	0	0	0	0	0
Rape	0	0	0	0	0	0	0
Robbery	0	0	1	0	1	2	0
Aggravated Assault	0	0	0	1	2	2	0
Burglary	1	0	1	1	0	0	0
Larceny Theft	2	3	2	3	3	5	3
Grand Theft Auto	0	0	1	0	1	0	0
Arson	0	0	0	0	0	0	0
<b>SUBTOTAL</b>	<b>3</b>	<b>3</b>	<b>5</b>	<b>5</b>	<b>7</b>	<b>9</b>	<b>3</b>
<b>PART II CRIMES</b>							
Forgery	0	0	0	1	0	0	0
Fraud and NSF Checks	1	1	0	0	0	0	0
Sex Offense, Felony	0	0	0	0	0	0	0
Sex Offense, Misdemeanor	0	0	0	0	0	0	0
Non-aggravated Assault	2	1	3	3	4	2	2
Weapon	1	1	0	0	0	0	0
Offense Against Family	0	0	0	0	0	0	0
Narcotic	0	0	1	0	0	2	1
Liquor/Tobacco	0	0	0	0	0	0	0
Drunk - Alcohol/Drug	0	0	1	0	2	0	2
Disorderly Conduct	0	0	0	0	0	0	0
Vagrancy/Quality of Life	0	0	0	0	0	0	0
Gambling	0	0	0	0	0	0	0
Drunk Driving - Vehicle/Boat	0	0	2	0	1	4	1
Vehicle/Boating	2	0	1	2	2	6	2
Vandalism	0	0	0	0	0	0	0
Warrant	0	1	0	1	2	5	1
Receiving Stolen Property	0	0	0	0	0	0	0
Federal Offense Without Money	1	0	0	0	0	0	0
Federal Offense With Money	0	0	0	0	0	0	0
Felony, Miscellaneous	0	0	0	0	0	0	0
Misdemeanor, Miscellaneous	0	0	0	1	0	2	1
<b>SUBTOTAL</b>	<b>7</b>	<b>4</b>	<b>8</b>	<b>8</b>	<b>11</b>	<b>21</b>	<b>10</b>
<b>NONCRIMINAL INCIDENTS</b>							
Person Missing or Found	0	0	0	0	0	0	0
Juvenile, Noncriminal	0	0	0	0	0	0	0
Commitment	0	0	0	0	0	0	0
Miscellaneous, Noncriminal	0	0	0	0	0	0	0
Suicide and Attempt	0	0	0	0	0	0	0
Mentally Ill	0	0	0	0	0	0	0
Accident, Traffic - Vehicle/Boat	0	0	0	0	0	0	0
Accident, Miscellaneous	0	0	0	0	0	0	0
Person Dead	0	0	0	0	0	0	0
<b>SUBTOTAL</b>	<b>0</b>	<b>0</b>	<b>0</b>	<b>0</b>	<b>0</b>	<b>0</b>	<b>0</b>
<b>GRAND TOTAL</b>	<b>10</b>	<b>7</b>	<b>13</b>	<b>13</b>	<b>18</b>	<b>30</b>	<b>13</b>

**LOS ANGELES COUNTY SHERIFF'S DEPARTMENT**  
**2019 WEST HOLLYWOOD SHERIFF'S STATION**  
**FEMALE ADULT ARRESTS BY AGE**

	25-29	30-34	35-39	40-44	45-49	50+	Total
<b>PART I CRIMES</b>							
Criminal Homicide	0	0	0	0	0	0	0
Rape	0	0	0	0	0	0	0
Robbery	0	3	0	0	0	1	8
Aggravated Assault	6	3	1	2	1	0	18
Burglary	0	1	0	0	1	0	5
Larceny Theft	18	13	4	4	6	10	76
Grand Theft Auto	1	1	2	1	1	0	8
Arson	0	0	0	0	0	0	0
<b>SUBTOTAL</b>	<b>25</b>	<b>21</b>	<b>7</b>	<b>7</b>	<b>9</b>	<b>11</b>	<b>115</b>
<b>PART II CRIMES</b>							
Forgery	1	0	0	0	0	0	2
Fraud and NSF Checks	3	0	1	0	0	0	6
Sex Offense, Felony	0	0	0	0	0	1	1
Sex Offense, Misdemeanor	0	0	0	0	0	0	0
Non-aggravated Assault	23	12	7	4	4	3	70
Weapon	2	1	0	0	0	0	5
Offense Against Family	1	0	0	2	0	0	3
Narcotic	6	7	5	1	1	1	25
Liquor/Tobacco	0	0	0	0	0	0	0
Drunk - Alcohol/Drug	15	5	5	1	2	3	36
Disorderly Conduct	0	0	0	0	0	1	1
Vagrancy/Quality of Life	0	0	0	0	0	0	0
Gambling	0	0	0	0	0	0	0
Drunk Driving - Vehicle/Boat	5	3	6	1	2	3	28
Vehicle/Boating	20	17	12	13	6	17	100
Vandalism	1	1	3	0	0	0	5
Warrant	19	13	16	14	3	18	93
Receiving Stolen Property	0	1	0	0	0	0	1
Federal Offense Without Money	0	0	0	0	0	0	1
Federal Offense With Money	0	0	0	0	0	0	0
Felony, Miscellaneous	2	1	1	1	0	0	5
Misdemeanor, Miscellaneous	4	1	1	0	5	6	21
<b>SUBTOTAL</b>	<b>102</b>	<b>62</b>	<b>57</b>	<b>37</b>	<b>23</b>	<b>53</b>	<b>403</b>
<b>NONCRIMINAL INCIDENTS</b>							
Person Missing or Found	0	0	0	0	0	0	0
Juvenile, Noncriminal	0	0	0	0	0	0	0
Commitment	0	0	0	0	0	0	0
Miscellaneous, Noncriminal	0	0	0	0	0	0	0
Suicide and Attempt	0	0	0	0	0	0	0
Mentally Ill	0	0	0	0	0	0	0
Accident, Traffic - Vehicle/Boat	0	0	0	0	0	0	0
Accident, Miscellaneous	0	0	0	0	0	0	0
Person Dead	0	0	0	0	0	0	0
<b>SUBTOTAL</b>	<b>0</b>	<b>0</b>	<b>0</b>	<b>0</b>	<b>0</b>	<b>0</b>	<b>0</b>
<b>GRAND TOTAL</b>	<b>127</b>	<b>83</b>	<b>64</b>	<b>44</b>	<b>32</b>	<b>64</b>	<b>518</b>

**LOS ANGELES COUNTY SHERIFF'S DEPARTMENT**  
**2019 WEST HOLLYWOOD SHERIFF'S STATION**  
**FEMALE JUVENILE ARRESTS BY AGE**

	0-10	11-12	13-14	15	16	17	Total
<b>PART I CRIMES</b>							
Criminal Homicide	0	0	0	0	0	0	0
Rape	0	0	0	0	0	0	0
Robbery	0	0	0	0	0	0	0
Aggravated Assault	0	0	0	1	0	0	1
Burglary	0	0	0	0	0	0	0
Larceny Theft	0	1	0	0	0	1	2
Grand Theft Auto	0	0	0	0	3	1	4
Arson	0	0	0	0	0	0	0
<b>SUBTOTAL</b>	<b>0</b>	<b>1</b>	<b>0</b>	<b>1</b>	<b>3</b>	<b>2</b>	<b>7</b>
<b>PART II CRIMES</b>							
Forgery	0	0	0	0	0	0	0
Fraud and NSF Checks	0	0	0	1	0	0	1
Sex Offense, Felony	0	0	0	0	0	0	0
Sex Offense, Misdemeanor	0	0	0	0	0	0	0
Non-aggravated Assault	0	0	0	0	0	0	0
Weapon	0	0	1	0	0	0	1
Offense Against Family	0	0	0	0	0	0	0
Narcotic	0	0	0	0	0	0	0
Liquor/Tobacco	0	0	0	0	0	0	0
Drunk - Alcohol/Drug	0	0	0	0	0	0	0
Disorderly Conduct	0	0	0	0	0	0	0
Vagrancy/Quality of Life	0	0	0	0	0	0	0
Gambling	0	0	0	0	0	0	0
Drunk Driving - Vehicle/Boat	0	0	0	0	0	0	0
Vehicle/Boating	0	0	0	0	0	1	1
Vandalism	0	0	0	0	0	0	0
Warrant	0	0	0	0	0	0	0
Receiving Stolen Property	0	0	0	0	0	0	0
Federal Offense Without Money	0	0	0	0	0	0	0
Federal Offense With Money	0	0	0	0	0	0	0
Felony, Miscellaneous	0	0	0	0	0	0	0
Misdemeanor, Miscellaneous	0	0	0	0	0	0	0
<b>SUBTOTAL</b>	<b>0</b>	<b>0</b>	<b>1</b>	<b>1</b>	<b>0</b>	<b>1</b>	<b>3</b>
<b>NONCRIMINAL INCIDENTS</b>							
Person Missing or Found	0	0	0	0	0	1	1
Juvenile, Noncriminal	0	0	0	0	0	0	0
Commitment	0	0	0	0	0	0	0
Miscellaneous, Noncriminal	0	0	0	0	0	0	0
Suicide and Attempt	0	0	0	0	0	0	0
Mentally Ill	0	0	0	0	0	0	0
Accident, Traffic - Vehicle/Boat	0	0	0	0	0	0	0
Accident, Miscellaneous	0	0	0	0	0	0	0
Person Dead	0	0	0	0	0	0	0
<b>SUBTOTAL</b>	<b>0</b>	<b>0</b>	<b>0</b>	<b>0</b>	<b>0</b>	<b>1</b>	<b>1</b>
<b>GRAND TOTAL</b>	<b>0</b>	<b>1</b>	<b>1</b>	<b>2</b>	<b>3</b>	<b>4</b>	<b>11</b>

LOS ANGELES COUNTY SHERIFF'S DEPARTMENT  
**2019 WEST HOLLYWOOD SHERIFF'S STATION - UNINCORPORATED AREA**  
**INCIDENT AND ARREST SUMMARY**

	Reported Incidents	Adults Arrested	Juveniles Arrested	Total Arrested
<b>PART I CRIMES</b>				
Criminal Homicide	1	0	0	0
Rape	0	0	0	0
Robbery	2	1	0	1
Aggravated Assault	4	8	0	8
Burglary	4	3	0	3
Larceny Theft	141	107	1	108
Grand Theft Auto	1	0	0	0
Arson	1	0	0	0
<b>SUBTOTAL</b>	<b>154</b>	<b>119</b>	<b>1</b>	<b>120</b>
<b>PART II CRIMES</b>				
Forgery	3	3	0	3
Fraud and NSF Checks	25	21	2	23
Sex Offense, Felony	1	1	0	1
Sex Offense, Misdemeanor	5	1	0	1
Non-aggravated Assault	97	45	0	45
Weapon	9	9	1	10
Offense Against Family	0	1	0	1
Narcotic	21	15	0	15
Liquor/Tobacco	0	0	0	0
Drunk - Alcohol/Drug	20	26	0	26
Disorderly Conduct	1	1	0	1
Vagrancy/Quality of Life	0	0	0	0
Gambling	0	0	0	0
Drunk Driving - Vehicle/Boat	7	8	0	8
Vehicle/Boating	113	103	1	104
Vandalism	11	11	1	12
Warrant	0	60	0	60
Receiving Stolen Property	1	1	0	1
Federal Offense Without Money	0	0	0	0
Federal Offense With Money	3	0	0	0
Felony, Miscellaneous	5	3	0	3
Misdemeanor, Miscellaneous	16	27	3	30
<b>SUBTOTAL</b>	<b>338</b>	<b>336</b>	<b>8</b>	<b>344</b>
<b>NONCRIMINAL INCIDENTS</b>				
Person Missing or Found	10	0	0	0
Juvenile, Noncriminal	4	0	0	0
Commitment	0	0	0	0
Miscellaneous, Noncriminal	97	0	0	0
Suicide and Attempt	0	0	0	0
Mentally Ill	10	0	0	0
Accident, Traffic - Vehicle/Boat	2	0	0	0
Accident, Miscellaneous	0	0	0	0
Person Dead	2	0	0	0
<b>SUBTOTAL</b>	<b>125</b>	<b>0</b>	<b>0</b>	<b>0</b>
<b>CALENDAR YEAR 2019</b>	<b>617</b>	<b>455</b>	<b>9</b>	<b>464</b>
<b>CALENDAR YEAR 2018</b>	<b>674</b>	<b>382</b>	<b>8</b>	<b>390</b>
<b>% CHANGE 2018 TO 2019</b>	<b>-8</b>	<b>19</b>	<b>12</b>	<b>19</b>

**LOS ANGELES COUNTY SHERIFF'S DEPARTMENT**  
**2019 WEST HOLLYWOOD SHERIFF'S STATION - CITY OF WEST HOLLYWOOD**  
**INCIDENT AND ARREST SUMMARY**

	Reported Incidents	Adults Arrested	Juveniles Arrested	Total Arrested
<b>PART I CRIMES</b>				
Criminal Homicide	0	0	0	0
Rape	25	2	0	2
Robbery	140	51	0	51
Aggravated Assault	131	109	1	110
Burglary	215	47	0	47
Larceny Theft	1,569	149	2	151
Grand Theft Auto	117	46	6	52
Arson	9	2	0	2
<b>SUBTOTAL</b>	<b>2,206</b>	<b>406</b>	<b>9</b>	<b>415</b>
<b>PART II CRIMES</b>				
Forgery	55	5	1	6
Fraud and NSF Checks	246	15	0	15
Sex Offense, Felony	7	10	0	10
Sex Offense, Misdemeanor	29	7	0	7
Non-aggravated Assault	487	174	0	174
Weapon	47	36	0	36
Offense Against Family	8	9	0	9
Narcotic	327	451	0	451
Liquor/Tobacco	1	1	0	1
Drunk - Alcohol/Drug	166	173	0	173
Disorderly Conduct	27	7	0	7
Vagrancy/Quality of Life	0	1	0	1
Gambling	0	0	0	0
Drunk Driving - Vehicle/Boat	107	110	0	110
Vehicle/Boating	943	279	0	279
Vandalism	275	47	0	47
Warrant	5	753	0	753
Receiving Stolen Property	6	14	0	14
Federal Offense Without Money	1	7	0	7
Federal Offense With Money	24	0	0	0
Felony, Miscellaneous	70	38	0	38
Misdemeanor, Miscellaneous	344	232	0	232
<b>SUBTOTAL</b>	<b>3,175</b>	<b>2,369</b>	<b>1</b>	<b>2,370</b>
<b>NONCRIMINAL INCIDENTS</b>				
Person Missing or Found	42	0	4	4
Juvenile, Noncriminal	14	0	0	0
Commitment	1	0	0	0
Miscellaneous, Noncriminal	1,556	3	0	3
Suicide and Attempt	8	0	0	0
Mentally Ill	192	0	0	0
Accident, Traffic - Vehicle/Boat	405	0	0	0
Accident, Miscellaneous	1	0	0	0
Person Dead	43	0	0	0
<b>SUBTOTAL</b>	<b>2,262</b>	<b>3</b>	<b>4</b>	<b>7</b>
<b>CALENDAR YEAR 2019</b>	<b>7,643</b>	<b>2,778</b>	<b>14</b>	<b>2,792</b>
<b>CALENDAR YEAR 2018</b>	<b>7,585</b>	<b>2,377</b>	<b>17</b>	<b>2,394</b>
<b>% CHANGE 2018 TO 2019</b>	<b>1</b>	<b>17</b>	<b>-18</b>	<b>17</b>

**LOS ANGELES COUNTY SHERIFF'S DEPARTMENT**  
**2019 WEST HOLLYWOOD SHERIFF'S STATION - OTHER**  
**INCIDENT AND ARREST SUMMARY**

	Reported Incidents	Adults Arrested	Juveniles Arrested	Total Arrested
<b>PART I CRIMES</b>				
Criminal Homicide	0	0	0	0
Rape	0	0	0	0
Robbery	0	0	0	0
Aggravated Assault	0	3	0	3
Burglary	0	1	0	1
Larceny Theft	0	1	0	1
Grand Theft Auto	0	2	0	2
Arson	0	0	0	0
<b>SUBTOTAL</b>	<b>0</b>	<b>7</b>	<b>0</b>	<b>7</b>
<b>PART II CRIMES</b>				
Forgery	0	1	0	1
Fraud and NSF Checks	0	0	0	0
Sex Offense, Felony	0	0	0	0
Sex Offense, Misdemeanor	0	0	0	0
Non-aggravated Assault	0	0	0	0
Weapon	0	2	0	2
Offense Against Family	0	0	0	0
Narcotic	0	12	0	12
Liquor/Tobacco	0	0	0	0
Drunk - Alcohol/Drug	0	2	0	2
Disorderly Conduct	0	0	0	0
Vagrancy/Quality of Life	0	0	0	0
Gambling	0	0	0	0
Drunk Driving - Vehicle/Boat	0	4	0	4
Vehicle/Boating	0	4	0	4
Vandalism	0	0	0	0
Warrant	0	8	0	8
Receiving Stolen Property	0	0	0	0
Federal Offense Without Money	0	1	0	1
Federal Offense With Money	0	0	0	0
Felony, Miscellaneous	0	1	0	1
Misdemeanor, Miscellaneous	0	1	0	1
<b>SUBTOTAL</b>	<b>0</b>	<b>36</b>	<b>0</b>	<b>36</b>
<b>NONCRIMINAL INCIDENTS</b>				
Person Missing or Found	0	0	0	0
Juvenile, Noncriminal	0	0	0	0
Commitment	0	0	0	0
Miscellaneous, Noncriminal	0	0	0	0
Suicide and Attempt	0	0	0	0
Mentally Ill	0	0	0	0
Accident, Traffic - Vehicle/Boat	0	0	0	0
Accident, Miscellaneous	0	0	0	0
Person Dead	0	0	0	0
<b>SUBTOTAL</b>	<b>0</b>	<b>0</b>	<b>0</b>	<b>0</b>
<b>CALENDAR YEAR 2019</b>	<b>0</b>	<b>43</b>	<b>0</b>	<b>43</b>
<b>CALENDAR YEAR 2018</b>	<b>0</b>	<b>30</b>	<b>0</b>	<b>30</b>
<b>% CHANGE 2018 TO 2019</b>	<b>N/C</b>	<b>43</b>	<b>N/C</b>	<b>43</b>



# CENTRAL PATROL DIVISION



LOS ANGELES COUNTY SHERIFF'S DEPARTMENT  
2019 LASD PATROL DIVISION  
CENTRAL PATROL DIVISION PATROL AREA MAP



**LOS ANGELES COUNTY SHERIFF'S DEPARTMENT**  
**2019 CENTRAL PATROL DIVISION**  
**SYNOPSIS**

	Calendar Year 2018	Calendar Year 2019	Percent Change (%)	Crime Rate Per 10,000 Population	
				2018	2019

<b>TOTAL REPORTED INCIDENTS</b>	<b>68,921</b>	<b>71,631</b>	<b>4</b>		
---------------------------------	---------------	---------------	----------	--	--

<b>PART I CRIMES</b>	<b>18,013</b>	<b>17,337</b>	<b>-4</b>	<b>273.29</b>	<b>264.16</b>
Criminal Homicide	93	76	-18	1.41	1.16
Rape	210	203	-3	3.19	3.09
Robbery	1,776	1,836	3	26.95	27.97
Aggravated Assault	3,013	2,961	-2	45.71	45.12
Burglary	2,134	1,839	-14	32.38	28.02
Larceny Theft	6,526	6,502	0	99.01	99.07
Grand Theft Auto	4,043	3,728	-8	61.34	56.80
Arson	218	192	-12	3.31	2.93

<b>PART II CRIMES</b>	<b>21,391</b>	<b>24,080</b>	<b>13</b>	<b>324.54</b>	<b>366.90</b>
-----------------------	---------------	---------------	-----------	---------------	---------------

<b>NONCRIMINAL INCIDENTS</b>	<b>29,517</b>	<b>30,214</b>	<b>2</b>		
------------------------------	---------------	---------------	----------	--	--

<b>TOTAL ARRESTS</b>	<b>26,093</b>	<b>31,730</b>	<b>22</b>		
Adult Arrests	25,557	31,103	22		
Juvenile Arrests	536	627	17		

**PART I CRIMES STOLEN AND  
RECOVERED PROPERTY  
AMOUNT**

Stolen Property	\$39,589,768	\$40,342,244	2		
Recovered Property	\$22,566,735	\$23,269,590	3		
Percent Recovered (%)	57	58			

	Area in Square Miles 2019	Population 2019	Crime Rate Per 10,000 Population Part I Crimes		Percent Change (%)
			2018	2019	
<b>TOTAL AREA</b>	188.99	656,316	273.29	264.16	-3
Unincorporated	160.28	383,442	260.14	247.55	-5
Contract Cities	28.71	272,874	291.64	287.49	-1

**LOS ANGELES COUNTY SHERIFF'S DEPARTMENT  
2019 CENTRAL PATROL DIVISION  
INCIDENT AND ARREST SUMMARY**

	Reported Incidents	Adults Arrested	Juveniles Arrested	Total Arrested
<b>PART I CRIMES</b>				
Criminal Homicide	76	34	6	40
Rape	203	43	0	43
Robbery	1,836	375	97	472
Aggravated Assault	2,961	1,668	68	1,736
Burglary	1,839	323	23	346
Larceny Theft	6,502	398	16	414
Grand Theft Auto	3,728	841	62	903
Arson	192	30	0	30
<b>SUBTOTAL</b>	<b>17,337</b>	<b>3,712</b>	<b>272</b>	<b>3,984</b>
<b>PART II CRIMES</b>				
Forgery	223	40	2	42
Fraud and NSF Checks	1,167	150	1	151
Sex Offense, Felony	385	150	7	157
Sex Offense, Misdemeanor	925	695	1	696
Non-aggravated Assault	2,984	835	56	891
Weapon	1,495	1,413	93	1,506
Offense Against Family	291	240	1	241
Narcotic	5,284	7,060	20	7,080
Liquor/Tobacco	538	83	5	88
Drunk - Alcohol/Drug	357	385	1	386
Disorderly Conduct	65	24	1	25
Vagrancy/Quality of Life	33	9	0	9
Gambling	8	23	0	23
Drunk Driving - Vehicle/Boat	229	396	1	397
Vehicle/Boating	4,079	2,053	20	2,073
Vandalism	2,900	441	47	488
Warrant	17	10,569	28	10,597
Receiving Stolen Property	84	144	3	147
Federal Offense Without Money	1	14	0	14
Federal Offense With Money	31	0	0	0
Felony, Miscellaneous	660	930	43	973
Misdemeanor, Miscellaneous	2,324	1,727	20	1,747
<b>SUBTOTAL</b>	<b>24,080</b>	<b>27,381</b>	<b>350</b>	<b>27,731</b>
<b>NONCRIMINAL INCIDENTS</b>				
Person Missing or Found	1,850	0	2	2
Juvenile, Noncriminal	1,851	0	2	2
Commitment	1	0	0	0
Miscellaneous, Noncriminal	22,535	10	1	11
Suicide and Attempt	52	0	0	0
Mentally Ill	926	0	0	0
Accident, Traffic - Vehicle/Boat	2,606	0	0	0
Accident, Miscellaneous	51	0	0	0
Person Dead	342	0	0	0
<b>SUBTOTAL</b>	<b>30,214</b>	<b>10</b>	<b>5</b>	<b>15</b>
<b>CALENDAR YEAR 2019</b>	<b>71,631</b>	<b>31,103</b>	<b>627</b>	<b>31,730</b>
<b>CALENDAR YEAR 2018</b>	<b>68,921</b>	<b>25,557</b>	<b>536</b>	<b>26,093</b>
<b>% CHANGE 2018 TO 2019</b>	<b>4</b>	<b>22</b>	<b>17</b>	<b>22</b>

**LOS ANGELES COUNTY SHERIFF'S DEPARTMENT  
2019 CENTRAL PATROL DIVISION  
PART I ACTUAL OFFENSES\* CLEARED**

	<b>Actual Offenses*</b>	<b>Number Cleared</b>	<b>Percent Cleared (%)</b>
<b>Criminal Homicide</b>	71	23	32
<b>Rape</b>	199	155	78
<b>Robbery</b>	1,830	546	30
<b>Aggravated Assault</b>	2,953	1,827	62
<b>Burglary</b>	1,835	255	14
<b>Larceny Theft</b>	6,484	605	9
<b>Grand Theft Auto</b>	3,721	339	9
<b>Arson</b>	192	38	20
<b>TOTAL PART I OFFENSES</b>	<b>17,285</b>	<b>3,788</b>	<b>22</b>

\* Actual offenses (unfounded not included)

**LOS ANGELES COUNTY SHERIFF'S DEPARTMENT**  
**2019 CENTRAL PATROL DIVISION**  
**MALE ADULT ARRESTS BY AGE**

	18	19	20	21	22	23	24
<b>PART I CRIMES</b>							
Criminal Homicide	3	1	3	4	2	2	0
Rape	2	2	2	3	1	0	1
Robbery	24	17	21	11	16	21	24
Aggravated Assault	27	39	43	38	44	45	62
Burglary	9	11	15	4	8	16	12
Larceny Theft	4	7	5	5	10	9	9
Grand Theft Auto	20	13	22	22	23	30	32
Arson	0	0	1	3	0	0	1
<b>SUBTOTAL</b>	<b>89</b>	<b>90</b>	<b>112</b>	<b>90</b>	<b>104</b>	<b>123</b>	<b>141</b>
<b>PART II CRIMES</b>							
Forgery	0	0	1	2	2	1	4
Fraud and NSF Checks	0	2	2	2	2	3	8
Sex Offense, Felony	3	2	5	5	3	3	3
Sex Offense, Misdemeanor	7	12	7	9	4	11	6
Non-aggravated Assault	6	9	12	16	27	30	24
Weapon	43	50	45	46	65	64	63
Offense Against Family	3	3	2	3	5	6	4
Narcotic	38	69	98	126	155	174	214
Liquor/Tobacco	3	4	4	1	4	2	4
Drunk - Alcohol/Drug	2	3	5	11	15	13	13
Disorderly Conduct	0	0	0	2	1	0	0
Vagrancy/Quality of Life	0	0	0	0	0	0	0
Gambling	0	0	0	0	0	0	0
Drunk Driving - Vehicle/Boat	1	9	4	10	11	20	15
Vehicle/Boating	52	67	70	92	65	72	66
Vandalism	13	17	16	12	11	16	14
Warrant	18	78	111	161	218	273	282
Receiving Stolen Property	0	1	1	2	7	7	1
Federal Offense Without Money	0	1	0	0	0	0	1
Federal Offense With Money	0	0	0	0	0	0	0
Felony, Miscellaneous	3	11	12	17	20	29	20
Misdemeanor, Miscellaneous	13	24	14	29	26	34	42
<b>SUBTOTAL</b>	<b>205</b>	<b>362</b>	<b>409</b>	<b>546</b>	<b>641</b>	<b>758</b>	<b>784</b>
<b>NONCRIMINAL INCIDENTS</b>							
Person Missing or Found	0	0	0	0	0	0	0
Juvenile, Noncriminal	0	0	0	0	0	0	0
Commitment	0	0	0	0	0	0	0
Miscellaneous, Noncriminal	0	0	0	1	1	1	0
Suicide and Attempt	0	0	0	0	0	0	0
Mentally Ill	0	0	0	0	0	0	0
Accident, Traffic - Vehicle/Boat	0	0	0	0	0	0	0
Accident, Miscellaneous	0	0	0	0	0	0	0
Person Dead	0	0	0	0	0	0	0
<b>SUBTOTAL</b>	<b>0</b>	<b>0</b>	<b>0</b>	<b>1</b>	<b>1</b>	<b>1</b>	<b>0</b>
<b>GRAND TOTAL</b>	<b>294</b>	<b>452</b>	<b>521</b>	<b>637</b>	<b>746</b>	<b>882</b>	<b>925</b>

**LOS ANGELES COUNTY SHERIFF'S DEPARTMENT**  
**2019 CENTRAL PATROL DIVISION**  
**MALE ADULT ARRESTS BY AGE**

	25-29	30-34	35-39	40-44	45-49	50+	Total
<b>PART I CRIMES</b>							
Criminal Homicide	5	5	1	2	0	0	28
Rape	9	3	8	2	4	6	43
Robbery	53	42	29	13	8	20	299
Aggravated Assault	265	205	175	117	94	160	1,314
Burglary	70	43	30	14	8	25	265
Larceny Theft	61	39	32	19	19	52	271
Grand Theft Auto	160	113	70	57	17	43	622
Arson	7	4	1	4	1	1	23
<b>SUBTOTAL</b>	<b>630</b>	<b>454</b>	<b>346</b>	<b>228</b>	<b>151</b>	<b>307</b>	<b>2,865</b>
<b>PART II CRIMES</b>							
Forgery	5	7	1	1	3	4	31
Fraud and NSF Checks	28	13	23	6	10	7	106
Sex Offense, Felony	18	16	21	13	13	36	141
Sex Offense, Misdemeanor	55	39	17	20	12	20	219
Non-aggravated Assault	145	105	88	63	41	91	657
Weapon	309	213	160	95	59	93	1,305
Offense Against Family	46	38	29	24	21	26	210
Narcotic	1,210	1,123	908	579	393	705	5,792
Liquor/Tobacco	9	3	9	6	8	14	71
Drunk - Alcohol/Drug	61	40	45	28	20	64	320
Disorderly Conduct	6	3	3	1	0	3	19
Vagrancy/Quality of Life	0	2	0	0	1	1	4
Gambling	2	1	2	3	0	3	11
Drunk Driving - Vehicle/Boat	49	48	46	29	28	33	303
Vehicle/Boating	371	266	184	145	86	169	1,705
Vandalism	81	48	34	27	21	30	340
Warrant	1,776	1,440	1,076	834	560	1,213	8,040
Receiving Stolen Property	23	19	29	14	3	10	117
Federal Offense Without Money	0	1	1	3	2	1	10
Federal Offense With Money	0	0	0	0	0	0	0
Felony, Miscellaneous	170	134	125	57	64	127	789
Misdemeanor, Miscellaneous	250	216	165	133	114	368	1,428
<b>SUBTOTAL</b>	<b>4,614</b>	<b>3,775</b>	<b>2,966</b>	<b>2,081</b>	<b>1,459</b>	<b>3,018</b>	<b>21,618</b>
<b>NONCRIMINAL INCIDENTS</b>							
Person Missing or Found	0	0	0	0	0	0	0
Juvenile, Noncriminal	0	0	0	0	0	0	0
Commitment	0	0	0	0	0	0	0
Miscellaneous, Noncriminal	3	0	0	0	2	0	8
Suicide and Attempt	0	0	0	0	0	0	0
Mentally Ill	0	0	0	0	0	0	0
Accident, Traffic - Vehicle/Boat	0	0	0	0	0	0	0
Accident, Miscellaneous	0	0	0	0	0	0	0
Person Dead	0	0	0	0	0	0	0
<b>SUBTOTAL</b>	<b>3</b>	<b>0</b>	<b>0</b>	<b>0</b>	<b>2</b>	<b>0</b>	<b>8</b>
<b>GRAND TOTAL</b>	<b>5,247</b>	<b>4,229</b>	<b>3,312</b>	<b>2,309</b>	<b>1,612</b>	<b>3,325</b>	<b>24,491</b>



**LOS ANGELES COUNTY SHERIFF'S DEPARTMENT**  
**2019 CENTRAL PATROL DIVISION**  
**MALE JUVENILE ARRESTS BY AGE**

	0-10	11-12	13-14	15	16	17	Total
<b>PART I CRIMES</b>							
Criminal Homicide	0	0	0	3	1	1	5
Rape	0	0	0	0	0	0	0
Robbery	0	1	20	20	19	23	83
Aggravated Assault	0	0	7	11	17	22	57
Burglary	0	0	5	7	4	4	20
Larceny Theft	0	0	5	3	2	3	13
Grand Theft Auto	0	0	6	13	15	15	49
Arson	0	0	0	0	0	0	0
<b>SUBTOTAL</b>	<b>0</b>	<b>1</b>	<b>43</b>	<b>57</b>	<b>58</b>	<b>68</b>	<b>227</b>
<b>PART II CRIMES</b>							
Forgery	0	0	0	0	0	2	2
Fraud and NSF Checks	0	0	0	0	0	0	0
Sex Offense, Felony	0	0	2	2	1	2	7
Sex Offense, Misdemeanor	0	0	0	0	0	0	0
Non-aggravated Assault	0	1	3	12	6	4	26
Weapon	0	0	9	15	26	34	84
Offense Against Family	0	0	1	0	0	0	1
Narcotic	0	0	0	2	4	10	16
Liquor/Tobacco	0	0	0	0	1	4	5
Drunk - Alcohol/Drug	0	0	0	0	0	0	0
Disorderly Conduct	0	0	0	0	0	0	0
Vagrancy/Quality of Life	0	0	0	0	0	0	0
Gambling	0	0	0	0	0	0	0
Drunk Driving - Vehicle/Boat	0	0	0	0	1	0	1
Vehicle/Boating	0	0	2	2	9	6	19
Vandalism	0	0	10	10	10	9	39
Warrant	0	0	2	2	7	4	15
Receiving Stolen Property	0	0	0	2	0	1	3
Federal Offense Without Money	0	0	0	0	0	0	0
Federal Offense With Money	0	0	0	0	0	0	0
Felony, Miscellaneous	0	0	11	8	5	8	32
Misdemeanor, Miscellaneous	0	0	2	2	4	7	15
<b>SUBTOTAL</b>	<b>0</b>	<b>1</b>	<b>42</b>	<b>57</b>	<b>74</b>	<b>91</b>	<b>265</b>
<b>NONCRIMINAL INCIDENTS</b>							
Person Missing or Found	0	0	0	0	0	0	0
Juvenile, Noncriminal	0	0	0	0	0	0	0
Commitment	0	0	0	0	0	0	0
Miscellaneous, Noncriminal	0	0	0	0	0	1	1
Suicide and Attempt	0	0	0	0	0	0	0
Mentally Ill	0	0	0	0	0	0	0
Accident, Traffic - Vehicle/Boat	0	0	0	0	0	0	0
Accident, Miscellaneous	0	0	0	0	0	0	0
Person Dead	0	0	0	0	0	0	0
<b>SUBTOTAL</b>	<b>0</b>	<b>0</b>	<b>0</b>	<b>0</b>	<b>0</b>	<b>1</b>	<b>1</b>
<b>GRAND TOTAL</b>	<b>0</b>	<b>2</b>	<b>85</b>	<b>114</b>	<b>132</b>	<b>160</b>	<b>493</b>



**LOS ANGELES COUNTY SHERIFF'S DEPARTMENT**  
**2019 CENTRAL PATROL DIVISION**  
**FEMALE ADULT ARRESTS BY AGE**

	18	19	20	21	22	23	24
<b>PART I CRIMES</b>							
Criminal Homicide	0	0	1	0	0	0	0
Rape	0	0	0	0	0	0	0
Robbery	8	3	4	4	8	5	1
Aggravated Assault	8	13	7	13	13	17	17
Burglary	2	0	1	2	3	1	2
Larceny Theft	3	2	6	6	4	9	13
Grand Theft Auto	4	11	11	8	7	5	16
Arson	1	0	0	0	0	0	0
<b>SUBTOTAL</b>	<b>26</b>	<b>29</b>	<b>30</b>	<b>33</b>	<b>35</b>	<b>37</b>	<b>49</b>
<b>PART II CRIMES</b>							
Forgery	0	0	0	1	0	0	1
Fraud and NSF Checks	2	1	1	1	0	0	3
Sex Offense, Felony	0	0	0	0	0	1	0
Sex Offense, Misdemeanor	32	43	43	44	39	38	39
Non-aggravated Assault	8	2	8	6	2	3	9
Weapon	9	1	7	5	4	4	3
Offense Against Family	0	1	0	0	1	3	0
Narcotic	8	16	21	42	41	63	41
Liquor/Tobacco	3	2	1	1	0	0	0
Drunk - Alcohol/Drug	1	2	3	1	5	3	3
Disorderly Conduct	0	0	0	0	1	0	0
Vagrancy/Quality of Life	0	0	0	0	1	0	0
Gambling	0	0	0	0	0	0	0
Drunk Driving - Vehicle/Boat	2	1	4	2	4	2	1
Vehicle/Boating	9	9	9	18	6	21	14
Vandalism	4	7	1	2	6	5	4
Warrant	15	45	41	58	87	79	118
Receiving Stolen Property	1	0	0	0	0	0	3
Federal Offense Without Money	0	0	0	0	1	0	0
Federal Offense With Money	0	0	0	0	0	0	0
Felony, Miscellaneous	2	4	6	3	1	9	6
Misdemeanor, Miscellaneous	4	3	4	4	6	17	12
<b>SUBTOTAL</b>	<b>100</b>	<b>137</b>	<b>149</b>	<b>188</b>	<b>205</b>	<b>248</b>	<b>257</b>
<b>NONCRIMINAL INCIDENTS</b>							
Person Missing or Found	0	0	0	0	0	0	0
Juvenile, Noncriminal	0	0	0	0	0	0	0
Commitment	0	0	0	0	0	0	0
Miscellaneous, Noncriminal	0	0	0	0	0	0	0
Suicide and Attempt	0	0	0	0	0	0	0
Mentally Ill	0	0	0	0	0	0	0
Accident, Traffic - Vehicle/Boat	0	0	0	0	0	0	0
Accident, Miscellaneous	0	0	0	0	0	0	0
Person Dead	0	0	0	0	0	0	0
<b>SUBTOTAL</b>	<b>0</b>	<b>0</b>	<b>0</b>	<b>0</b>	<b>0</b>	<b>0</b>	<b>0</b>
<b>GRAND TOTAL</b>	<b>126</b>	<b>166</b>	<b>179</b>	<b>221</b>	<b>240</b>	<b>285</b>	<b>306</b>

**LOS ANGELES COUNTY SHERIFF'S DEPARTMENT**  
**2019 CENTRAL PATROL DIVISION**  
**FEMALE ADULT ARRESTS BY AGE**

	25-29	30-34	35-39	40-44	45-49	50+	Total
<b>PART I CRIMES</b>							
Criminal Homicide	1	1	0	2	0	1	6
Rape	0	0	0	0	0	0	0
Robbery	14	8	11	3	1	6	76
Aggravated Assault	77	62	46	34	14	33	354
Burglary	19	12	6	3	4	2	57
Larceny Theft	22	21	22	9	2	8	127
Grand Theft Auto	52	51	27	14	4	9	219
Arson	2	2	0	1	0	1	7
<b>SUBTOTAL</b>	<b>187</b>	<b>157</b>	<b>112</b>	<b>66</b>	<b>25</b>	<b>60</b>	<b>846</b>
<b>PART II CRIMES</b>							
Forgery	1	2	2	1	0	1	9
Fraud and NSF Checks	6	13	5	6	3	3	44
Sex Offense, Felony	2	3	2	0	0	1	9
Sex Offense, Misdemeanor	115	44	20	6	9	4	476
Non-aggravated Assault	49	30	17	16	10	18	178
Weapon	28	16	15	9	4	3	108
Offense Against Family	8	6	2	0	2	7	30
Narcotic	258	227	205	118	72	156	1,268
Liquor/Tobacco	0	2	1	1	0	1	12
Drunk - Alcohol/Drug	13	10	8	10	1	5	65
Disorderly Conduct	2	0	0	0	2	0	5
Vagrancy/Quality of Life	1	1	1	0	0	1	5
Gambling	1	1	3	1	5	1	12
Drunk Driving - Vehicle/Boat	25	18	8	8	7	11	93
Vehicle/Boating	81	65	46	30	19	21	348
Vandalism	23	12	12	8	9	8	101
Warrant	607	492	388	225	135	239	2,529
Receiving Stolen Property	8	6	3	4	0	2	27
Federal Offense Without Money	0	0	2	1	0	0	4
Federal Offense With Money	0	0	0	0	0	0	0
Felony, Miscellaneous	30	23	24	11	6	16	141
Misdemeanor, Miscellaneous	64	48	48	22	20	47	299
<b>SUBTOTAL</b>	<b>1,322</b>	<b>1,019</b>	<b>812</b>	<b>477</b>	<b>304</b>	<b>545</b>	<b>5,763</b>
<b>NONCRIMINAL INCIDENTS</b>							
Person Missing or Found	0	0	0	0	0	0	0
Juvenile, Noncriminal	0	0	0	0	0	0	0
Commitment	0	0	0	0	0	0	0
Miscellaneous, Noncriminal	0	0	0	0	1	1	2
Suicide and Attempt	0	0	0	0	0	0	0
Mentally Ill	0	0	0	0	0	0	0
Accident, Traffic - Vehicle/Boat	0	0	0	0	0	0	0
Accident, Miscellaneous	0	0	0	0	0	0	0
Person Dead	0	0	0	0	0	0	0
<b>SUBTOTAL</b>	<b>0</b>	<b>0</b>	<b>0</b>	<b>0</b>	<b>1</b>	<b>1</b>	<b>2</b>
<b>GRAND TOTAL</b>	<b>1,509</b>	<b>1,176</b>	<b>924</b>	<b>543</b>	<b>330</b>	<b>606</b>	<b>6,611</b>

**LOS ANGELES COUNTY SHERIFF'S DEPARTMENT**  
**2019 CENTRAL PATROL DIVISION**  
**FEMALE JUVENILE ARRESTS BY AGE**

	0-10	11-12	13-14	15	16	17	Total
<b>PART I CRIMES</b>							
Criminal Homicide	0	0	0	0	0	1	1
Rape	0	0	0	0	0	0	0
Robbery	0	1	1	6	4	2	14
Aggravated Assault	0	0	6	2	1	2	11
Burglary	0	0	0	0	1	2	3
Larceny Theft	0	0	0	1	0	2	3
Grand Theft Auto	0	0	1	2	6	4	13
Arson	0	0	0	0	0	0	0
<b>SUBTOTAL</b>	<b>0</b>	<b>1</b>	<b>8</b>	<b>11</b>	<b>12</b>	<b>13</b>	<b>45</b>
<b>PART II CRIMES</b>							
Forgery	0	0	0	0	0	0	0
Fraud and NSF Checks	0	0	1	0	0	0	1
Sex Offense, Felony	0	0	0	0	0	0	0
Sex Offense, Misdemeanor	0	0	0	1	0	0	1
Non-aggravated Assault	0	2	5	9	8	6	30
Weapon	0	0	0	0	4	5	9
Offense Against Family	0	0	0	0	0	0	0
Narcotic	0	0	1	1	0	2	4
Liquor/Tobacco	0	0	0	0	0	0	0
Drunk - Alcohol/Drug	0	0	0	0	0	1	1
Disorderly Conduct	0	0	0	0	0	1	1
Vagrancy/Quality of Life	0	0	0	0	0	0	0
Gambling	0	0	0	0	0	0	0
Drunk Driving - Vehicle/Boat	0	0	0	0	0	0	0
Vehicle/Boating	0	0	0	0	0	1	1
Vandalism	0	0	3	3	1	1	8
Warrant	0	0	2	4	3	4	13
Receiving Stolen Property	0	0	0	0	0	0	0
Federal Offense Without Money	0	0	0	0	0	0	0
Federal Offense With Money	0	0	0	0	0	0	0
Felony, Miscellaneous	0	1	1	2	3	4	11
Misdemeanor, Miscellaneous	0	0	0	1	3	1	5
<b>SUBTOTAL</b>	<b>0</b>	<b>3</b>	<b>13</b>	<b>21</b>	<b>22</b>	<b>26</b>	<b>85</b>
<b>NONCRIMINAL INCIDENTS</b>							
Person Missing or Found	0	1	0	0	0	1	2
Juvenile, Noncriminal	0	0	0	1	1	0	2
Commitment	0	0	0	0	0	0	0
Miscellaneous, Noncriminal	0	0	0	0	0	0	0
Suicide and Attempt	0	0	0	0	0	0	0
Mentally Ill	0	0	0	0	0	0	0
Accident, Traffic - Vehicle/Boat	0	0	0	0	0	0	0
Accident, Miscellaneous	0	0	0	0	0	0	0
Person Dead	0	0	0	0	0	0	0
<b>SUBTOTAL</b>	<b>0</b>	<b>1</b>	<b>0</b>	<b>1</b>	<b>1</b>	<b>1</b>	<b>4</b>
<b>GRAND TOTAL</b>	<b>0</b>	<b>5</b>	<b>21</b>	<b>33</b>	<b>35</b>	<b>40</b>	<b>134</b>



LOS ANGELES COUNTY SHERIFF'S DEPARTMENT  
2019 CENTRAL PATROL DIVISION  
AVALON SHERIFF'S STATION PATROL AREA MAP



**LOS ANGELES COUNTY SHERIFF'S DEPARTMENT  
2019 AVALON SHERIFF'S STATION  
SYNOPSIS**

	Calendar Year 2018	Calendar Year 2019	Percent Change (%)	Crime Rate Per 10,000 Population	
				2018	2019

**TOTAL REPORTED INCIDENTS**

**473**

**546**

**15**

**PART I CRIMES**

**53**

**52**

**-2**

**128.02**

**126.40**

Criminal Homicide	0	0	N/C	0.00	0.00
Rape	1	2	100	2.42	4.86
Robbery	0	0	N/C	0.00	0.00
Aggravated Assault	3	8	167	7.25	19.45
Burglary	11	8	-27	26.57	19.45
Larceny Theft	33	29	-12	79.71	70.49
Grand Theft Auto	5	5	0	12.08	12.15
Arson	0	0	N/C	0.00	0.00

**PART II CRIMES**

**187**

**262**

**40**

**451.69**

**636.85**

**NONCRIMINAL INCIDENTS**

**233**

**232**

**0**

**TOTAL ARRESTS**

**115**

**175**

**52**

Adult Arrests	114	166	46		
Juvenile Arrests	1	9	800		

**PART I CRIMES STOLEN AND  
RECOVERED PROPERTY  
AMOUNT**

Stolen Property	\$76,865	\$132,216	72		
Recovered Property	\$40,002	\$91,470	129		
Percent Recovered (%)	52	69			

	Area in Square Miles 2019	Population 2019	Crime Rate Per 10,000 Population Part I Crimes		Percent Change (%)
			2018	2019	
<b>TOTAL AREA</b>	132.12	4,114	128.02	126.40	-1
Unincorporated	129.18	275	144.65	36.35	-75
City of Avalon	2.94	3,839	126.83	132.85	5

**LOS ANGELES COUNTY SHERIFF'S DEPARTMENT  
2019 AVALON SHERIFF'S STATION  
INCIDENT AND ARREST SUMMARY**

	Reported Incidents	Adults Arrested	Juveniles Arrested	Total Arrested
<b>PART I CRIMES</b>				
Criminal Homicide	0	0	0	0
Rape	2	1	0	1
Robbery	0	1	0	1
Aggravated Assault	8	9	0	9
Burglary	8	2	0	2
Larceny Theft	29	5	0	5
Grand Theft Auto	5	1	0	1
Arson	0	0	0	0
<b>SUBTOTAL</b>	<b>52</b>	<b>19</b>	<b>0</b>	<b>19</b>
<b>PART II CRIMES</b>				
Forgery	3	1	0	1
Fraud and NSF Checks	7	1	0	1
Sex Offense, Felony	4	0	1	1
Sex Offense, Misdemeanor	3	1	0	1
Non-aggravated Assault	64	24	2	26
Weapon	4	2	0	2
Offense Against Family	3	0	0	0
Narcotic	46	31	0	31
Liquor/Tobacco	5	7	2	9
Drunk - Alcohol/Drug	20	23	0	23
Disorderly Conduct	5	0	0	0
Vagrancy/Quality of Life	0	0	0	0
Gambling	0	0	0	0
Drunk Driving - Vehicle/Boat	15	17	0	17
Vehicle/Boating	32	11	3	14
Vandalism	20	0	1	1
Warrant	0	19	0	19
Receiving Stolen Property	0	0	0	0
Federal Offense Without Money	0	0	0	0
Federal Offense With Money	2	0	0	0
Felony, Miscellaneous	10	4	0	4
Misdemeanor, Miscellaneous	19	6	0	6
<b>SUBTOTAL</b>	<b>262</b>	<b>147</b>	<b>9</b>	<b>156</b>
<b>NONCRIMINAL INCIDENTS</b>				
Person Missing or Found	2	0	0	0
Juvenile, Noncriminal	25	0	0	0
Commitment	0	0	0	0
Miscellaneous, Noncriminal	157	0	0	0
Suicide and Attempt	4	0	0	0
Mentally Ill	8	0	0	0
Accident, Traffic - Vehicle/Boat	30	0	0	0
Accident, Miscellaneous	3	0	0	0
Person Dead	3	0	0	0
<b>SUBTOTAL</b>	<b>232</b>	<b>0</b>	<b>0</b>	<b>0</b>
<b>CALENDAR YEAR 2019</b>	<b>546</b>	<b>166</b>	<b>9</b>	<b>175</b>
<b>CALENDAR YEAR 2018</b>	<b>473</b>	<b>114</b>	<b>1</b>	<b>115</b>
<b>% CHANGE 2018 TO 2019</b>	<b>15</b>	<b>46</b>	<b>800</b>	<b>52</b>

**LOS ANGELES COUNTY SHERIFF'S DEPARTMENT  
2019 AVALON SHERIFF'S STATION  
PART I ACTUAL OFFENSES\* CLEARED**

	Station Total	Unincorporated	City of Avalon
<b>Criminal Homicide</b>	<b>0</b>	<b>0</b>	<b>0</b>
Number Cleared	0	0	0
Percent Cleared (%)	N/C	N/C	N/C
<b>Rape</b>	<b>2</b>	<b>0</b>	<b>2</b>
Number Cleared	1	0	1
Percent Cleared (%)	50	N/C	50
<b>Robbery</b>	<b>0</b>	<b>0</b>	<b>0</b>
Number Cleared	2	0	2
Percent Cleared (%)	N/C	N/C	N/C
<b>Aggravated Assault</b>	<b>8</b>	<b>0</b>	<b>8</b>
Number Cleared	11	1	10
Percent Cleared (%)	138	N/C	125
<b>Burglary</b>	<b>8</b>	<b>1</b>	<b>7</b>
Number Cleared	2	0	2
Percent Cleared (%)	25	0	29
<b>Larceny Theft</b>	<b>28</b>	<b>0</b>	<b>28</b>
Number Cleared	13	0	13
Percent Cleared (%)	46	N/C	46
<b>Grand Theft Auto</b>	<b>5</b>	<b>0</b>	<b>5</b>
Number Cleared	1	0	1
Percent Cleared (%)	20	N/C	20
<b>Arson</b>	<b>0</b>	<b>0</b>	<b>0</b>
Number Cleared	0	0	0
Percent Cleared (%)	N/C	N/C	N/C
<b>TOTAL PART I OFFENSES</b>	<b>51</b>	<b>1</b>	<b>50</b>
Number Cleared	30	1	29
Percent Cleared (%)	59	100	58

\* Actual offenses (unfounded not included)



**LOS ANGELES COUNTY SHERIFF'S DEPARTMENT**  
**2019 AVALON SHERIFF'S STATION**  
**COMPARISON OF INCIDENTS BY CITY/AREA**

	Unincorporated	City of Avalon	Other	Total
<b>PART I CRIMES</b>				
Criminal Homicide	0	0	0	0
Rape	0	2	0	2
Robbery	0	0	0	0
Aggravated Assault	0	8	0	8
Burglary	1	7	0	8
Larceny Theft	0	29	0	29
Grand Theft Auto	0	5	0	5
Arson	0	0	0	0
<b>SUBTOTAL</b>	<b>1</b>	<b>51</b>	<b>0</b>	<b>52</b>
<b>PART II CRIMES</b>				
Forgery	0	3	0	3
Fraud and NSF Checks	0	7	0	7
Sex Offense, Felony	1	3	0	4
Sex Offense, Misdemeanor	0	3	0	3
Non-aggravated Assault	6	58	0	64
Weapon	0	4	0	4
Offense Against Family	0	3	0	3
Narcotic	0	46	0	46
Liquor/Tobacco	0	5	0	5
Drunk - Alcohol/Drug	2	18	0	20
Disorderly Conduct	0	5	0	5
Vagrancy/Quality of Life	0	0	0	0
Gambling	0	0	0	0
Drunk Driving - Vehicle/Boat	1	14	0	15
Vehicle/Boating	1	31	0	32
Vandalism	0	20	0	20
Warrant	0	0	0	0
Receiving Stolen Property	0	0	0	0
Federal Offense Without Money	0	0	0	0
Federal Offense With Money	0	2	0	2
Felony, Miscellaneous	1	9	0	10
Misdemeanor, Miscellaneous	2	17	0	19
<b>SUBTOTAL</b>	<b>14</b>	<b>248</b>	<b>0</b>	<b>262</b>
<b>NONCRIMINAL INCIDENTS</b>				
Person Missing or Found	0	2	0	2
Juvenile, Noncriminal	2	23	0	25
Commitment	0	0	0	0
Miscellaneous, Noncriminal	7	150	0	157
Suicide and Attempt	1	3	0	4
Mentally Ill	1	7	0	8
Accident, Traffic - Vehicle/Boat	8	22	0	30
Accident, Miscellaneous	1	2	0	3
Person Dead	2	1	0	3
<b>SUBTOTAL</b>	<b>22</b>	<b>210</b>	<b>0</b>	<b>232</b>
<b>CALENDAR YEAR 2019</b>	<b>37</b>	<b>509</b>	<b>0</b>	<b>546</b>
<b>CALENDAR YEAR 2018</b>	<b>43</b>	<b>430</b>	<b>0</b>	<b>473</b>
<b>% CHANGE 2018 TO 2019</b>	<b>-14</b>	<b>18</b>	<b>N/C</b>	<b>15</b>

**LOS ANGELES COUNTY SHERIFF'S DEPARTMENT**  
**2019 AVALON SHERIFF'S STATION**  
**COMPARISON OF ARRESTS BY CITY/AREA**

	Unincorporated	City of Avalon	Other	Total
<b>PART I CRIMES</b>				
Criminal Homicide	0	0	0	0
Rape	0	1	0	1
Robbery	0	1	0	1
Aggravated Assault	0	9	0	9
Burglary	0	2	0	2
Larceny Theft	0	5	0	5
Grand Theft Auto	0	1	0	1
Arson	0	0	0	0
<b>SUBTOTAL</b>	<b>0</b>	<b>19</b>	<b>0</b>	<b>19</b>
<b>PART II CRIMES</b>				
Forgery	0	1	0	1
Fraud and NSF Checks	0	1	0	1
Sex Offense, Felony	0	1	0	1
Sex Offense, Misdemeanor	0	1	0	1
Non-aggravated Assault	3	23	0	26
Weapon	0	2	0	2
Offense Against Family	0	0	0	0
Narcotic	1	30	0	31
Liquor/Tobacco	0	9	0	9
Drunk - Alcohol/Drug	2	21	0	23
Disorderly Conduct	0	0	0	0
Vagrancy/Quality of Life	0	0	0	0
Gambling	0	0	0	0
Drunk Driving - Vehicle/Boat	1	15	1	17
Vehicle/Boating	0	14	0	14
Vandalism	0	1	0	1
Warrant	2	17	0	19
Receiving Stolen Property	0	0	0	0
Federal Offense Without Money	0	0	0	0
Federal Offense With Money	0	0	0	0
Felony, Miscellaneous	0	4	0	4
Misdemeanor, Miscellaneous	0	6	0	6
<b>SUBTOTAL</b>	<b>9</b>	<b>146</b>	<b>1</b>	<b>156</b>
<b>NONCRIMINAL INCIDENTS</b>				
Person Missing or Found	0	0	0	0
Juvenile, Noncriminal	0	0	0	0
Commitment	0	0	0	0
Miscellaneous, Noncriminal	0	0	0	0
Suicide and Attempt	0	0	0	0
Mentally Ill	0	0	0	0
Accident, Traffic - Vehicle/Boat	0	0	0	0
Accident, Miscellaneous	0	0	0	0
Person Dead	0	0	0	0
<b>SUBTOTAL</b>	<b>0</b>	<b>0</b>	<b>0</b>	<b>0</b>
<b>CALENDAR YEAR 2019</b>	<b>9</b>	<b>165</b>	<b>1</b>	<b>175</b>
<b>CALENDAR YEAR 2018</b>	<b>5</b>	<b>110</b>	<b>0</b>	<b>115</b>
<b>% CHANGE 2018 TO 2019</b>	<b>80</b>	<b>50</b>	<b>N/C</b>	<b>52</b>

**LOS ANGELES COUNTY SHERIFF'S DEPARTMENT**  
**2019 AVALON SHERIFF'S STATION**  
**COMPARISON OF ADULT ARRESTS BY CITY/AREA**

	Unincorporated	City of Avalon	Other	Total
<b>PART I CRIMES</b>				
Criminal Homicide	0	0	0	0
Rape	0	1	0	1
Robbery	0	1	0	1
Aggravated Assault	0	9	0	9
Burglary	0	2	0	2
Larceny Theft	0	5	0	5
Grand Theft Auto	0	1	0	1
Arson	0	0	0	0
<b>SUBTOTAL</b>	<b>0</b>	<b>19</b>	<b>0</b>	<b>19</b>
<b>PART II CRIMES</b>				
Forgery	0	1	0	1
Fraud and NSF Checks	0	1	0	1
Sex Offense, Felony	0	0	0	0
Sex Offense, Misdemeanor	0	1	0	1
Non-aggravated Assault	3	21	0	24
Weapon	0	2	0	2
Offense Against Family	0	0	0	0
Narcotic	1	30	0	31
Liquor/Tobacco	0	7	0	7
Drunk - Alcohol/Drug	2	21	0	23
Disorderly Conduct	0	0	0	0
Vagrancy/Quality of Life	0	0	0	0
Gambling	0	0	0	0
Drunk Driving - Vehicle/Boat	1	15	1	17
Vehicle/Boating	0	11	0	11
Vandalism	0	0	0	0
Warrant	2	17	0	19
Receiving Stolen Property	0	0	0	0
Federal Offense Without Money	0	0	0	0
Federal Offense With Money	0	0	0	0
Felony, Miscellaneous	0	4	0	4
Misdemeanor, Miscellaneous	0	6	0	6
<b>SUBTOTAL</b>	<b>9</b>	<b>137</b>	<b>1</b>	<b>147</b>
<b>NONCRIMINAL INCIDENTS</b>				
Person Missing or Found	0	0	0	0
Juvenile, Noncriminal	0	0	0	0
Commitment	0	0	0	0
Miscellaneous, Noncriminal	0	0	0	0
Suicide and Attempt	0	0	0	0
Mentally Ill	0	0	0	0
Accident, Traffic - Vehicle/Boat	0	0	0	0
Accident, Miscellaneous	0	0	0	0
Person Dead	0	0	0	0
<b>SUBTOTAL</b>	<b>0</b>	<b>0</b>	<b>0</b>	<b>0</b>
<b>CALENDAR YEAR 2019</b>	<b>9</b>	<b>156</b>	<b>1</b>	<b>166</b>
<b>CALENDAR YEAR 2018</b>	<b>5</b>	<b>109</b>	<b>0</b>	<b>114</b>
<b>% CHANGE 2018 TO 2019</b>	<b>80</b>	<b>43</b>	<b>N/C</b>	<b>46</b>

**LOS ANGELES COUNTY SHERIFF'S DEPARTMENT**  
**2019 AVALON SHERIFF'S STATION**  
**COMPARISON OF JUVENILE ARRESTS BY CITY/AREA**

	Unincorporated	City of Avalon	Other	Total
<b>PART I CRIMES</b>				
Criminal Homicide	0	0	0	0
Rape	0	0	0	0
Robbery	0	0	0	0
Aggravated Assault	0	0	0	0
Burglary	0	0	0	0
Larceny Theft	0	0	0	0
Grand Theft Auto	0	0	0	0
Arson	0	0	0	0
<b>SUBTOTAL</b>	<b>0</b>	<b>0</b>	<b>0</b>	<b>0</b>
<b>PART II CRIMES</b>				
Forgery	0	0	0	0
Fraud and NSF Checks	0	0	0	0
Sex Offense, Felony	0	1	0	1
Sex Offense, Misdemeanor	0	0	0	0
Non-aggravated Assault	0	2	0	2
Weapon	0	0	0	0
Offense Against Family	0	0	0	0
Narcotic	0	0	0	0
Liquor/Tobacco	0	2	0	2
Drunk - Alcohol/Drug	0	0	0	0
Disorderly Conduct	0	0	0	0
Vagrancy/Quality of Life	0	0	0	0
Gambling	0	0	0	0
Drunk Driving - Vehicle/Boat	0	0	0	0
Vehicle/Boating	0	3	0	3
Vandalism	0	1	0	1
Warrant	0	0	0	0
Receiving Stolen Property	0	0	0	0
Federal Offense Without Money	0	0	0	0
Federal Offense With Money	0	0	0	0
Felony, Miscellaneous	0	0	0	0
Misdemeanor, Miscellaneous	0	0	0	0
<b>SUBTOTAL</b>	<b>0</b>	<b>9</b>	<b>0</b>	<b>9</b>
<b>NONCRIMINAL INCIDENTS</b>				
Person Missing or Found	0	0	0	0
Juvenile, Noncriminal	0	0	0	0
Commitment	0	0	0	0
Miscellaneous, Noncriminal	0	0	0	0
Suicide and Attempt	0	0	0	0
Mentally Ill	0	0	0	0
Accident, Traffic - Vehicle/Boat	0	0	0	0
Accident, Miscellaneous	0	0	0	0
Person Dead	0	0	0	0
<b>SUBTOTAL</b>	<b>0</b>	<b>0</b>	<b>0</b>	<b>0</b>
<b>CALENDAR YEAR 2019</b>	<b>0</b>	<b>9</b>	<b>0</b>	<b>9</b>
<b>CALENDAR YEAR 2018</b>	<b>0</b>	<b>1</b>	<b>0</b>	<b>1</b>
<b>% CHANGE 2018 TO 2019</b>	<b>N/C</b>	<b>800</b>	<b>N/C</b>	<b>800</b>

**LOS ANGELES COUNTY SHERIFF'S DEPARTMENT**  
**2019 AVALON SHERIFF'S STATION**  
**MALE ADULT ARRESTS BY AGE**

	18	19	20	21	22	23	24
<b>PART I CRIMES</b>							
Criminal Homicide	0	0	0	0	0	0	0
Rape	0	0	0	0	0	0	0
Robbery	0	0	0	0	0	0	0
Aggravated Assault	0	0	1	0	0	0	0
Burglary	0	0	0	0	1	0	0
Larceny Theft	0	0	1	0	1	0	1
Grand Theft Auto	0	0	0	0	0	0	1
Arson	0	0	0	0	0	0	0
<b>SUBTOTAL</b>	<b>0</b>	<b>0</b>	<b>2</b>	<b>0</b>	<b>2</b>	<b>0</b>	<b>2</b>
<b>PART II CRIMES</b>							
Forgery	0	0	0	0	0	0	0
Fraud and NSF Checks	0	0	0	0	0	1	0
Sex Offense, Felony	0	0	0	0	0	0	0
Sex Offense, Misdemeanor	0	0	0	0	0	0	0
Non-aggravated Assault	0	0	0	1	2	1	0
Weapon	0	0	0	0	0	0	0
Offense Against Family	0	0	0	0	0	0	0
Narcotic	0	2	5	0	0	3	0
Liquor/Tobacco	1	1	3	0	0	1	0
Drunk - Alcohol/Drug	0	0	0	2	1	0	0
Disorderly Conduct	0	0	0	0	0	0	0
Vagrancy/Quality of Life	0	0	0	0	0	0	0
Gambling	0	0	0	0	0	0	0
Drunk Driving - Vehicle/Boat	0	0	1	1	0	0	1
Vehicle/Boating	4	0	0	2	0	0	1
Vandalism	0	0	0	0	0	0	0
Warrant	0	1	1	0	0	1	2
Receiving Stolen Property	0	0	0	0	0	0	0
Federal Offense Without Money	0	0	0	0	0	0	0
Federal Offense With Money	0	0	0	0	0	0	0
Felony, Miscellaneous	0	0	0	0	0	0	0
Misdemeanor, Miscellaneous	0	0	0	0	0	0	0
<b>SUBTOTAL</b>	<b>5</b>	<b>4</b>	<b>10</b>	<b>6</b>	<b>3</b>	<b>7</b>	<b>4</b>
<b>NONCRIMINAL INCIDENTS</b>							
Person Missing or Found	0	0	0	0	0	0	0
Juvenile, Noncriminal	0	0	0	0	0	0	0
Commitment	0	0	0	0	0	0	0
Miscellaneous, Noncriminal	0	0	0	0	0	0	0
Suicide and Attempt	0	0	0	0	0	0	0
Mentally Ill	0	0	0	0	0	0	0
Accident, Traffic - Vehicle/Boat	0	0	0	0	0	0	0
Accident, Miscellaneous	0	0	0	0	0	0	0
Person Dead	0	0	0	0	0	0	0
<b>SUBTOTAL</b>	<b>0</b>	<b>0</b>	<b>0</b>	<b>0</b>	<b>0</b>	<b>0</b>	<b>0</b>
<b>GRAND TOTAL</b>	<b>5</b>	<b>4</b>	<b>12</b>	<b>6</b>	<b>5</b>	<b>7</b>	<b>6</b>

**LOS ANGELES COUNTY SHERIFF'S DEPARTMENT**  
**2019 AVALON SHERIFF'S STATION**  
**MALE ADULT ARRESTS BY AGE**

	25-29	30-34	35-39	40-44	45-49	50+	Total
<b>PART I CRIMES</b>							
Criminal Homicide	0	0	0	0	0	0	0
Rape	1	0	0	0	0	0	1
Robbery	0	0	0	0	0	0	0
Aggravated Assault	1	2	1	0	0	1	6
Burglary	1	0	0	0	0	0	2
Larceny Theft	1	0	0	0	1	0	5
Grand Theft Auto	0	0	0	0	0	0	1
Arson	0	0	0	0	0	0	0
<b>SUBTOTAL</b>	<b>4</b>	<b>2</b>	<b>1</b>	<b>0</b>	<b>1</b>	<b>1</b>	<b>15</b>
<b>PART II CRIMES</b>							
Forgery	0	0	0	0	0	1	1
Fraud and NSF Checks	0	0	0	0	0	0	1
Sex Offense, Felony	0	0	0	0	0	0	0
Sex Offense, Misdemeanor	0	0	0	1	0	0	1
Non-aggravated Assault	2	2	2	0	1	5	16
Weapon	0	2	0	0	0	0	2
Offense Against Family	0	0	0	0	0	0	0
Narcotic	3	6	5	2	1	1	28
Liquor/Tobacco	0	0	0	0	0	0	6
Drunk - Alcohol/Drug	3	5	5	0	0	4	20
Disorderly Conduct	0	0	0	0	0	0	0
Vagrancy/Quality of Life	0	0	0	0	0	0	0
Gambling	0	0	0	0	0	0	0
Drunk Driving - Vehicle/Boat	1	3	3	2	0	2	14
Vehicle/Boating	0	2	0	0	0	1	10
Vandalism	0	0	0	0	0	0	0
Warrant	4	1	2	3	0	3	18
Receiving Stolen Property	0	0	0	0	0	0	0
Federal Offense Without Money	0	0	0	0	0	0	0
Federal Offense With Money	0	0	0	0	0	0	0
Felony, Miscellaneous	1	2	0	0	0	1	4
Misdemeanor, Miscellaneous	2	1	0	0	0	0	3
<b>SUBTOTAL</b>	<b>16</b>	<b>24</b>	<b>17</b>	<b>8</b>	<b>2</b>	<b>18</b>	<b>124</b>
<b>NONCRIMINAL INCIDENTS</b>							
Person Missing or Found	0	0	0	0	0	0	0
Juvenile, Noncriminal	0	0	0	0	0	0	0
Commitment	0	0	0	0	0	0	0
Miscellaneous, Noncriminal	0	0	0	0	0	0	0
Suicide and Attempt	0	0	0	0	0	0	0
Mentally Ill	0	0	0	0	0	0	0
Accident, Traffic - Vehicle/Boat	0	0	0	0	0	0	0
Accident, Miscellaneous	0	0	0	0	0	0	0
Person Dead	0	0	0	0	0	0	0
<b>SUBTOTAL</b>	<b>0</b>	<b>0</b>	<b>0</b>	<b>0</b>	<b>0</b>	<b>0</b>	<b>0</b>
<b>GRAND TOTAL</b>	<b>20</b>	<b>26</b>	<b>18</b>	<b>8</b>	<b>3</b>	<b>19</b>	<b>139</b>

**LOS ANGELES COUNTY SHERIFF'S DEPARTMENT**  
**2019 AVALON SHERIFF'S STATION**  
**MALE JUVENILE ARRESTS BY AGE**

	0-10	11-12	13-14	15	16	17	Total
<b>PART I CRIMES</b>							
Criminal Homicide	0	0	0	0	0	0	0
Rape	0	0	0	0	0	0	0
Robbery	0	0	0	0	0	0	0
Aggravated Assault	0	0	0	0	0	0	0
Burglary	0	0	0	0	0	0	0
Larceny Theft	0	0	0	0	0	0	0
Grand Theft Auto	0	0	0	0	0	0	0
Arson	0	0	0	0	0	0	0
<b>SUBTOTAL</b>	<b>0</b>	<b>0</b>	<b>0</b>	<b>0</b>	<b>0</b>	<b>0</b>	<b>0</b>
<b>PART II CRIMES</b>							
Forgery	0	0	0	0	0	0	0
Fraud and NSF Checks	0	0	0	0	0	0	0
Sex Offense, Felony	0	0	1	0	0	0	1
Sex Offense, Misdemeanor	0	0	0	0	0	0	0
Non-aggravated Assault	0	0	0	0	0	1	1
Weapon	0	0	0	0	0	0	0
Offense Against Family	0	0	0	0	0	0	0
Narcotic	0	0	0	0	0	0	0
Liquor/Tobacco	0	0	0	0	0	2	2
Drunk - Alcohol/Drug	0	0	0	0	0	0	0
Disorderly Conduct	0	0	0	0	0	0	0
Vagrancy/Quality of Life	0	0	0	0	0	0	0
Gambling	0	0	0	0	0	0	0
Drunk Driving - Vehicle/Boat	0	0	0	0	0	0	0
Vehicle/Boating	0	0	0	1	2	0	3
Vandalism	0	0	1	0	0	0	1
Warrant	0	0	0	0	0	0	0
Receiving Stolen Property	0	0	0	0	0	0	0
Federal Offense Without Money	0	0	0	0	0	0	0
Federal Offense With Money	0	0	0	0	0	0	0
Felony, Miscellaneous	0	0	0	0	0	0	0
Misdemeanor, Miscellaneous	0	0	0	0	0	0	0
<b>SUBTOTAL</b>	<b>0</b>	<b>0</b>	<b>2</b>	<b>1</b>	<b>2</b>	<b>3</b>	<b>8</b>
<b>NONCRIMINAL INCIDENTS</b>							
Person Missing or Found	0	0	0	0	0	0	0
Juvenile, Noncriminal	0	0	0	0	0	0	0
Commitment	0	0	0	0	0	0	0
Miscellaneous, Noncriminal	0	0	0	0	0	0	0
Suicide and Attempt	0	0	0	0	0	0	0
Mentally Ill	0	0	0	0	0	0	0
Accident, Traffic - Vehicle/Boat	0	0	0	0	0	0	0
Accident, Miscellaneous	0	0	0	0	0	0	0
Person Dead	0	0	0	0	0	0	0
<b>SUBTOTAL</b>	<b>0</b>	<b>0</b>	<b>0</b>	<b>0</b>	<b>0</b>	<b>0</b>	<b>0</b>
<b>GRAND TOTAL</b>	<b>0</b>	<b>0</b>	<b>2</b>	<b>1</b>	<b>2</b>	<b>3</b>	<b>8</b>



**LOS ANGELES COUNTY SHERIFF'S DEPARTMENT**  
**2019 AVALON SHERIFF'S STATION**  
**FEMALE ADULT ARRESTS BY AGE**

	18	19	20	21	22	23	24
<b>PART I CRIMES</b>							
Criminal Homicide	0	0	0	0	0	0	0
Rape	0	0	0	0	0	0	0
Robbery	0	0	0	0	0	0	0
Aggravated Assault	0	0	0	0	0	0	0
Burglary	0	0	0	0	0	0	0
Larceny Theft	0	0	0	0	0	0	0
Grand Theft Auto	0	0	0	0	0	0	0
Arson	0	0	0	0	0	0	0
<b>SUBTOTAL</b>	<b>0</b>	<b>0</b>	<b>0</b>	<b>0</b>	<b>0</b>	<b>0</b>	<b>0</b>
<b>PART II CRIMES</b>							
Forgery	0	0	0	0	0	0	0
Fraud and NSF Checks	0	0	0	0	0	0	0
Sex Offense, Felony	0	0	0	0	0	0	0
Sex Offense, Misdemeanor	0	0	0	0	0	0	0
Non-aggravated Assault	0	0	0	0	0	0	0
Weapon	0	0	0	0	0	0	0
Offense Against Family	0	0	0	0	0	0	0
Narcotic	0	0	0	0	0	0	0
Liquor/Tobacco	1	0	0	0	0	0	0
Drunk - Alcohol/Drug	0	0	0	0	0	0	0
Disorderly Conduct	0	0	0	0	0	0	0
Vagrancy/Quality of Life	0	0	0	0	0	0	0
Gambling	0	0	0	0	0	0	0
Drunk Driving - Vehicle/Boat	0	0	0	0	0	0	0
Vehicle/Boating	0	0	0	0	0	0	0
Vandalism	0	0	0	0	0	0	0
Warrant	0	0	0	0	0	0	0
Receiving Stolen Property	0	0	0	0	0	0	0
Federal Offense Without Money	0	0	0	0	0	0	0
Federal Offense With Money	0	0	0	0	0	0	0
Felony, Miscellaneous	0	0	0	0	0	0	0
Misdemeanor, Miscellaneous	0	0	0	0	0	0	0
<b>SUBTOTAL</b>	<b>1</b>	<b>0</b>	<b>0</b>	<b>0</b>	<b>0</b>	<b>0</b>	<b>0</b>
<b>NONCRIMINAL INCIDENTS</b>							
Person Missing or Found	0	0	0	0	0	0	0
Juvenile, Noncriminal	0	0	0	0	0	0	0
Commitment	0	0	0	0	0	0	0
Miscellaneous, Noncriminal	0	0	0	0	0	0	0
Suicide and Attempt	0	0	0	0	0	0	0
Mentally Ill	0	0	0	0	0	0	0
Accident, Traffic - Vehicle/Boat	0	0	0	0	0	0	0
Accident, Miscellaneous	0	0	0	0	0	0	0
Person Dead	0	0	0	0	0	0	0
<b>SUBTOTAL</b>	<b>0</b>	<b>0</b>	<b>0</b>	<b>0</b>	<b>0</b>	<b>0</b>	<b>0</b>
<b>GRAND TOTAL</b>	<b>1</b>	<b>0</b>	<b>0</b>	<b>0</b>	<b>0</b>	<b>0</b>	<b>0</b>

**LOS ANGELES COUNTY SHERIFF'S DEPARTMENT  
2019 AVALON SHERIFF'S STATION  
FEMALE ADULT ARRESTS BY AGE**

	25-29	30-34	35-39	40-44	45-49	50+	Total
<b>PART I CRIMES</b>							
Criminal Homicide	0	0	0	0	0	0	0
Rape	0	0	0	0	0	0	0
Robbery	0	0	0	1	0	0	1
Aggravated Assault	1	2	0	0	0	0	3
Burglary	0	0	0	0	0	0	0
Larceny Theft	0	0	0	0	0	0	0
Grand Theft Auto	0	0	0	0	0	0	0
Arson	0	0	0	0	0	0	0
<b>SUBTOTAL</b>	<b>1</b>	<b>2</b>	<b>0</b>	<b>1</b>	<b>0</b>	<b>0</b>	<b>4</b>
<b>PART II CRIMES</b>							
Forgery	0	0	0	0	0	0	0
Fraud and NSF Checks	0	0	0	0	0	0	0
Sex Offense, Felony	0	0	0	0	0	0	0
Sex Offense, Misdemeanor	0	0	0	0	0	0	0
Non-aggravated Assault	2	3	0	0	2	1	8
Weapon	0	0	0	0	0	0	0
Offense Against Family	0	0	0	0	0	0	0
Narcotic	1	1	0	0	0	1	3
Liquor/Tobacco	0	0	0	0	0	0	1
Drunk - Alcohol/Drug	1	0	1	0	0	1	3
Disorderly Conduct	0	0	0	0	0	0	0
Vagrancy/Quality of Life	0	0	0	0	0	0	0
Gambling	0	0	0	0	0	0	0
Drunk Driving - Vehicle/Boat	0	1	0	1	1	0	3
Vehicle/Boating	1	0	0	0	0	0	1
Vandalism	0	0	0	0	0	0	0
Warrant	0	0	1	0	0	0	1
Receiving Stolen Property	0	0	0	0	0	0	0
Federal Offense Without Money	0	0	0	0	0	0	0
Federal Offense With Money	0	0	0	0	0	0	0
Felony, Miscellaneous	0	0	0	0	0	0	0
Misdemeanor, Miscellaneous	0	0	0	0	0	3	3
<b>SUBTOTAL</b>	<b>5</b>	<b>5</b>	<b>2</b>	<b>1</b>	<b>3</b>	<b>6</b>	<b>23</b>
<b>NONCRIMINAL INCIDENTS</b>							
Person Missing or Found	0	0	0	0	0	0	0
Juvenile, Noncriminal	0	0	0	0	0	0	0
Commitment	0	0	0	0	0	0	0
Miscellaneous, Noncriminal	0	0	0	0	0	0	0
Suicide and Attempt	0	0	0	0	0	0	0
Mentally Ill	0	0	0	0	0	0	0
Accident, Traffic - Vehicle/Boat	0	0	0	0	0	0	0
Accident, Miscellaneous	0	0	0	0	0	0	0
Person Dead	0	0	0	0	0	0	0
<b>SUBTOTAL</b>	<b>0</b>	<b>0</b>	<b>0</b>	<b>0</b>	<b>0</b>	<b>0</b>	<b>0</b>
<b>GRAND TOTAL</b>	<b>6</b>	<b>7</b>	<b>2</b>	<b>2</b>	<b>3</b>	<b>6</b>	<b>27</b>

**LOS ANGELES COUNTY SHERIFF'S DEPARTMENT  
2019 AVALON SHERIFF'S STATION  
FEMALE JUVENILE ARRESTS BY AGE**

	0-10	11-12	13-14	15	16	17	Total
<b>PART I CRIMES</b>							
Criminal Homicide	0	0	0	0	0	0	0
Rape	0	0	0	0	0	0	0
Robbery	0	0	0	0	0	0	0
Aggravated Assault	0	0	0	0	0	0	0
Burglary	0	0	0	0	0	0	0
Larceny Theft	0	0	0	0	0	0	0
Grand Theft Auto	0	0	0	0	0	0	0
Arson	0	0	0	0	0	0	0
<b>SUBTOTAL</b>	<b>0</b>	<b>0</b>	<b>0</b>	<b>0</b>	<b>0</b>	<b>0</b>	<b>0</b>
<b>PART II CRIMES</b>							
Forgery	0	0	0	0	0	0	0
Fraud and NSF Checks	0	0	0	0	0	0	0
Sex Offense, Felony	0	0	0	0	0	0	0
Sex Offense, Misdemeanor	0	0	0	0	0	0	0
Non-aggravated Assault	0	0	0	0	1	0	1
Weapon	0	0	0	0	0	0	0
Offense Against Family	0	0	0	0	0	0	0
Narcotic	0	0	0	0	0	0	0
Liquor/Tobacco	0	0	0	0	0	0	0
Drunk - Alcohol/Drug	0	0	0	0	0	0	0
Disorderly Conduct	0	0	0	0	0	0	0
Vagrancy/Quality of Life	0	0	0	0	0	0	0
Gambling	0	0	0	0	0	0	0
Drunk Driving - Vehicle/Boat	0	0	0	0	0	0	0
Vehicle/Boating	0	0	0	0	0	0	0
Vandalism	0	0	0	0	0	0	0
Warrant	0	0	0	0	0	0	0
Receiving Stolen Property	0	0	0	0	0	0	0
Federal Offense Without Money	0	0	0	0	0	0	0
Federal Offense With Money	0	0	0	0	0	0	0
Felony, Miscellaneous	0	0	0	0	0	0	0
Misdemeanor, Miscellaneous	0	0	0	0	0	0	0
<b>SUBTOTAL</b>	<b>0</b>	<b>0</b>	<b>0</b>	<b>0</b>	<b>1</b>	<b>0</b>	<b>1</b>
<b>NONCRIMINAL INCIDENTS</b>							
Person Missing or Found	0	0	0	0	0	0	0
Juvenile, Noncriminal	0	0	0	0	0	0	0
Commitment	0	0	0	0	0	0	0
Miscellaneous, Noncriminal	0	0	0	0	0	0	0
Suicide and Attempt	0	0	0	0	0	0	0
Mentally Ill	0	0	0	0	0	0	0
Accident, Traffic - Vehicle/Boat	0	0	0	0	0	0	0
Accident, Miscellaneous	0	0	0	0	0	0	0
Person Dead	0	0	0	0	0	0	0
<b>SUBTOTAL</b>	<b>0</b>	<b>0</b>	<b>0</b>	<b>0</b>	<b>0</b>	<b>0</b>	<b>0</b>
<b>GRAND TOTAL</b>	<b>0</b>	<b>0</b>	<b>0</b>	<b>0</b>	<b>1</b>	<b>0</b>	<b>1</b>

LOS ANGELES COUNTY SHERIFF'S DEPARTMENT  
**2019 AVALON SHERIFF'S STATION - UNINCORPORATED AREA**  
**INCIDENT AND ARREST SUMMARY**

	Reported Incidents	Adults Arrested	Juveniles Arrested	Total Arrested
<b>PART I CRIMES</b>				
Criminal Homicide	0	0	0	0
Rape	0	0	0	0
Robbery	0	0	0	0
Aggravated Assault	0	0	0	0
Burglary	1	0	0	0
Larceny Theft	0	0	0	0
Grand Theft Auto	0	0	0	0
Arson	0	0	0	0
<b>SUBTOTAL</b>	<b>1</b>	<b>0</b>	<b>0</b>	<b>0</b>
<b>PART II CRIMES</b>				
Forgery	0	0	0	0
Fraud and NSF Checks	0	0	0	0
Sex Offense, Felony	1	0	0	0
Sex Offense, Misdemeanor	0	0	0	0
Non-aggravated Assault	6	3	0	3
Weapon	0	0	0	0
Offense Against Family	0	0	0	0
Narcotic	0	1	0	1
Liquor/Tobacco	0	0	0	0
Drunk - Alcohol/Drug	2	2	0	2
Disorderly Conduct	0	0	0	0
Vagrancy/Quality of Life	0	0	0	0
Gambling	0	0	0	0
Drunk Driving - Vehicle/Boat	1	1	0	1
Vehicle/Boating	1	0	0	0
Vandalism	0	0	0	0
Warrant	0	2	0	2
Receiving Stolen Property	0	0	0	0
Federal Offense Without Money	0	0	0	0
Federal Offense With Money	0	0	0	0
Felony, Miscellaneous	1	0	0	0
Misdemeanor, Miscellaneous	2	0	0	0
<b>SUBTOTAL</b>	<b>14</b>	<b>9</b>	<b>0</b>	<b>9</b>
<b>NONCRIMINAL INCIDENTS</b>				
Person Missing or Found	0	0	0	0
Juvenile, Noncriminal	2	0	0	0
Commitment	0	0	0	0
Miscellaneous, Noncriminal	7	0	0	0
Suicide and Attempt	1	0	0	0
Mentally Ill	1	0	0	0
Accident, Traffic - Vehicle/Boat	8	0	0	0
Accident, Miscellaneous	1	0	0	0
Person Dead	2	0	0	0
<b>SUBTOTAL</b>	<b>22</b>	<b>0</b>	<b>0</b>	<b>0</b>
<b>CALENDAR YEAR 2019</b>	<b>37</b>	<b>9</b>	<b>0</b>	<b>9</b>
<b>CALENDAR YEAR 2018</b>	<b>43</b>	<b>5</b>	<b>0</b>	<b>5</b>
<b>% CHANGE 2018 TO 2019</b>	<b>-14</b>	<b>80</b>	<b>N/C</b>	<b>80</b>

**LOS ANGELES COUNTY SHERIFF'S DEPARTMENT**  
**2019 AVALON SHERIFF'S STATION - CITY OF AVALON**  
**INCIDENT AND ARREST SUMMARY**

	Reported Incidents	Adults Arrested	Juveniles Arrested	Total Arrested
<b>PART I CRIMES</b>				
Criminal Homicide	0	0	0	0
Rape	2	1	0	1
Robbery	0	1	0	1
Aggravated Assault	8	9	0	9
Burglary	7	2	0	2
Larceny Theft	29	5	0	5
Grand Theft Auto	5	1	0	1
Arson	0	0	0	0
<b>SUBTOTAL</b>	<b>51</b>	<b>19</b>	<b>0</b>	<b>19</b>
<b>PART II CRIMES</b>				
Forgery	3	1	0	1
Fraud and NSF Checks	7	1	0	1
Sex Offense, Felony	3	0	1	1
Sex Offense, Misdemeanor	3	1	0	1
Non-aggravated Assault	58	21	2	23
Weapon	4	2	0	2
Offense Against Family	3	0	0	0
Narcotic	46	30	0	30
Liquor/Tobacco	5	7	2	9
Drunk - Alcohol/Drug	18	21	0	21
Disorderly Conduct	5	0	0	0
Vagrancy/Quality of Life	0	0	0	0
Gambling	0	0	0	0
Drunk Driving - Vehicle/Boat	14	15	0	15
Vehicle/Boating	31	11	3	14
Vandalism	20	0	1	1
Warrant	0	17	0	17
Receiving Stolen Property	0	0	0	0
Federal Offense Without Money	0	0	0	0
Federal Offense With Money	2	0	0	0
Felony, Miscellaneous	9	4	0	4
Misdemeanor, Miscellaneous	17	6	0	6
<b>SUBTOTAL</b>	<b>248</b>	<b>137</b>	<b>9</b>	<b>146</b>
<b>NONCRIMINAL INCIDENTS</b>				
Person Missing or Found	2	0	0	0
Juvenile, Noncriminal	23	0	0	0
Commitment	0	0	0	0
Miscellaneous, Noncriminal	150	0	0	0
Suicide and Attempt	3	0	0	0
Mentally Ill	7	0	0	0
Accident, Traffic - Vehicle/Boat	22	0	0	0
Accident, Miscellaneous	2	0	0	0
Person Dead	1	0	0	0
<b>SUBTOTAL</b>	<b>210</b>	<b>0</b>	<b>0</b>	<b>0</b>
<b>CALENDAR YEAR 2019</b>	<b>509</b>	<b>156</b>	<b>9</b>	<b>165</b>
<b>CALENDAR YEAR 2018</b>	<b>430</b>	<b>109</b>	<b>1</b>	<b>110</b>
<b>% CHANGE 2018 TO 2019</b>	<b>18</b>	<b>43</b>	<b>800</b>	<b>50</b>

**LOS ANGELES COUNTY SHERIFF'S DEPARTMENT**  
**2019 AVALON SHERIFF'S STATION - OTHER**  
**INCIDENT AND ARREST SUMMARY**

	Reported Incidents	Adults Arrested	Juveniles Arrested	Total Arrested
<b>PART I CRIMES</b>				
Criminal Homicide	0	0	0	0
Rape	0	0	0	0
Robbery	0	0	0	0
Aggravated Assault	0	0	0	0
Burglary	0	0	0	0
Larceny Theft	0	0	0	0
Grand Theft Auto	0	0	0	0
Arson	0	0	0	0
<b>SUBTOTAL</b>	<b>0</b>	<b>0</b>	<b>0</b>	<b>0</b>
<b>PART II CRIMES</b>				
Forgery	0	0	0	0
Fraud and NSF Checks	0	0	0	0
Sex Offense, Felony	0	0	0	0
Sex Offense, Misdemeanor	0	0	0	0
Non-aggravated Assault	0	0	0	0
Weapon	0	0	0	0
Offense Against Family	0	0	0	0
Narcotic	0	0	0	0
Liquor/Tobacco	0	0	0	0
Drunk - Alcohol/Drug	0	0	0	0
Disorderly Conduct	0	0	0	0
Vagrancy/Quality of Life	0	0	0	0
Gambling	0	0	0	0
Drunk Driving - Vehicle/Boat	0	1	0	1
Vehicle/Boating	0	0	0	0
Vandalism	0	0	0	0
Warrant	0	0	0	0
Receiving Stolen Property	0	0	0	0
Federal Offense Without Money	0	0	0	0
Federal Offense With Money	0	0	0	0
Felony, Miscellaneous	0	0	0	0
Misdemeanor, Miscellaneous	0	0	0	0
<b>SUBTOTAL</b>	<b>0</b>	<b>1</b>	<b>0</b>	<b>1</b>
<b>NONCRIMINAL INCIDENTS</b>				
Person Missing or Found	0	0	0	0
Juvenile, Noncriminal	0	0	0	0
Commitment	0	0	0	0
Miscellaneous, Noncriminal	0	0	0	0
Suicide and Attempt	0	0	0	0
Mentally Ill	0	0	0	0
Accident, Traffic - Vehicle/Boat	0	0	0	0
Accident, Miscellaneous	0	0	0	0
Person Dead	0	0	0	0
<b>SUBTOTAL</b>	<b>0</b>	<b>0</b>	<b>0</b>	<b>0</b>
<b>CALENDAR YEAR 2019</b>	<b>0</b>	<b>1</b>	<b>0</b>	<b>1</b>
<b>CALENDAR YEAR 2018</b>	<b>0</b>	<b>0</b>	<b>0</b>	<b>0</b>
<b>% CHANGE 2018 TO 2019</b>	<b>N/C</b>	<b>N/C</b>	<b>N/C</b>	<b>N/C</b>



LOS ANGELES COUNTY SHERIFF'S DEPARTMENT  
2019 CENTRAL PATROL DIVISION  
CENTURY SHERIFF'S STATION PATROL AREA MAP





**LOS ANGELES COUNTY SHERIFF'S DEPARTMENT  
2019 CENTURY SHERIFF'S STATION  
SYNOPSIS**

	Calendar Year 2018	Calendar Year 2019	Percent Change (%)	Crime Rate Per 10,000 Population	
				2018	2019

<b>TOTAL REPORTED INCIDENTS</b>	<b>19,045</b>	<b>21,017</b>	<b>10</b>		
---------------------------------	---------------	---------------	-----------	--	--

<b>PART I CRIMES</b>	<b>5,384</b>	<b>5,235</b>	<b>-3</b>	<b>279.41</b>	<b>272.52</b>
Criminal Homicide	24	22	-8	1.25	1.15
Rape	65	68	5	3.37	3.54
Robbery	643	688	7	33.37	35.82
Aggravated Assault	841	824	-2	43.65	42.90
Burglary	597	472	-21	30.98	24.57
Larceny Theft	1,722	1,839	7	89.37	95.73
Grand Theft Auto	1,406	1,254	-11	72.97	65.28
Arson	86	68	-21	4.46	3.54

<b>PART II CRIMES</b>	<b>5,708</b>	<b>7,203</b>	<b>26</b>	<b>296.23</b>	<b>374.97</b>
-----------------------	--------------	--------------	-----------	---------------	---------------

<b>NONCRIMINAL INCIDENTS</b>	<b>7,953</b>	<b>8,579</b>	<b>8</b>		
------------------------------	--------------	--------------	----------	--	--

<b>TOTAL ARRESTS</b>	<b>7,758</b>	<b>10,764</b>	<b>39</b>		
----------------------	--------------	---------------	-----------	--	--

Adult Arrests	7,624	10,548	38		
Juvenile Arrests	134	216	61		

**PART I CRIMES STOLEN AND  
RECOVERED PROPERTY  
AMOUNT**

Stolen Property	\$11,369,907	\$11,566,531	2		
Recovered Property	\$8,031,742	\$8,541,309	6		
Percent Recovered (%)	71	74			

	Area in Square Miles 2019	Population 2019	Crime Rate Per 10,000 Population Part I Crimes		Percent Change (%)
			2019	2019	
<b>TOTAL AREA</b>	12.99	192,097	279.41	272.52	-2
Unincorporated	8.15	120,771	289.87	276.23	-5
City of Lynwood	4.84	71,326	261.89	266.24	2

**LOS ANGELES COUNTY SHERIFF'S DEPARTMENT  
2019 CENTURY SHERIFF'S STATION  
INCIDENT AND ARREST SUMMARY**

	Reported Incidents	Adults Arrested	Juveniles Arrested	Total Arrested
<b>PART I CRIMES</b>				
Criminal Homicide	22	10	2	12
Rape	68	14	0	14
Robbery	688	119	51	170
Aggravated Assault	824	600	30	630
Burglary	472	114	7	121
Larceny Theft	1,839	95	8	103
Grand Theft Auto	1,254	288	29	317
Arson	68	8	0	8
<b>SUBTOTAL</b>	<b>5,235</b>	<b>1,248</b>	<b>127</b>	<b>1,375</b>
<b>PART II CRIMES</b>				
Forgery	63	9	0	9
Fraud and NSF Checks	289	29	1	30
Sex Offense, Felony	122	56	1	57
Sex Offense, Misdemeanor	398	280	0	280
Non-aggravated Assault	974	231	15	246
Weapon	389	391	19	410
Offense Against Family	71	75	0	75
Narcotic	1,480	1,990	5	1,995
Liquor/Tobacco	208	5	0	5
Drunk - Alcohol/Drug	82	84	0	84
Disorderly Conduct	10	5	1	6
Vagrancy/Quality of Life	12	5	0	5
Gambling	0	1	0	1
Drunk Driving - Vehicle/Boat	44	87	1	88
Vehicle/Boating	1,462	876	5	881
Vandalism	823	139	14	153
Warrant	4	3,720	1	3,721
Receiving Stolen Property	49	73	1	74
Federal Offense Without Money	1	9	0	9
Federal Offense With Money	6	0	0	0
Felony, Miscellaneous	185	518	20	538
Misdemeanor, Miscellaneous	531	716	1	717
<b>SUBTOTAL</b>	<b>7,203</b>	<b>9,299</b>	<b>85</b>	<b>9,384</b>
<b>NONCRIMINAL INCIDENTS</b>				
Person Missing or Found	473	0	1	1
Juvenile, Noncriminal	559	0	2	2
Commitment	0	0	0	0
Miscellaneous, Noncriminal	6,631	1	1	2
Suicide and Attempt	9	0	0	0
Mentally Ill	249	0	0	0
Accident, Traffic - Vehicle/Boat	569	0	0	0
Accident, Miscellaneous	3	0	0	0
Person Dead	86	0	0	0
<b>SUBTOTAL</b>	<b>8,579</b>	<b>1</b>	<b>4</b>	<b>5</b>
<b>CALENDAR YEAR 2019</b>	<b>21,017</b>	<b>10,548</b>	<b>216</b>	<b>10,764</b>
<b>CALENDAR YEAR 2018</b>	<b>19,045</b>	<b>7,624</b>	<b>134</b>	<b>7,758</b>
<b>% CHANGE 2018 TO 2019</b>	<b>10</b>	<b>38</b>	<b>61</b>	<b>39</b>

**LOS ANGELES COUNTY SHERIFF'S DEPARTMENT  
2019 CENTURY SHERIFF'S STATION  
PART I ACTUAL OFFENSES\* CLEARED**

	Station Total	Unincorporated	City of Lynwood
<b>Criminal Homicide</b>	<b>20</b>	<b>18</b>	<b>2</b>
Number Cleared	5	5	0
Percent Cleared (%)	25	28	0
<b>Rape</b>	<b>65</b>	<b>44</b>	<b>21</b>
Number Cleared	54	43	11
Percent Cleared (%)	83	98	52
<b>Robbery</b>	<b>684</b>	<b>466</b>	<b>218</b>
Number Cleared	202	143	59
Percent Cleared (%)	30	31	27
<b>Aggravated Assault</b>	<b>821</b>	<b>607</b>	<b>214</b>
Number Cleared	504	372	132
Percent Cleared (%)	61	61	62
<b>Burglary</b>	<b>469</b>	<b>280</b>	<b>189</b>
Number Cleared	77	48	29
Percent Cleared (%)	16	17	15
<b>Larceny Theft</b>	<b>1,831</b>	<b>1,108</b>	<b>723</b>
Number Cleared	153	114	39
Percent Cleared (%)	8	10	5
<b>Grand Theft Auto</b>	<b>1,253</b>	<b>746</b>	<b>507</b>
Number Cleared	128	86	42
Percent Cleared (%)	10	12	8
<b>Arson</b>	<b>68</b>	<b>54</b>	<b>14</b>
Number Cleared	10	7	3
Percent Cleared (%)	15	13	21
<b>TOTAL PART I OFFENSES</b>	<b>5,211</b>	<b>3,323</b>	<b>1,888</b>
Number Cleared	1,133	818	315
Percent Cleared (%)	22	25	17

\* Actual offenses (unfounded not included)

**LOS ANGELES COUNTY SHERIFF'S DEPARTMENT**  
**2019 CENTURY SHERIFF'S STATION**  
**COMPARISON OF INCIDENTS BY CITY/AREA**

	Unincorporated	City of Lynwood	Other	Total
<b>PART I CRIMES</b>				
Criminal Homicide	19	3	0	22
Rape	46	22	0	68
Robbery	469	219	0	688
Aggravated Assault	608	216	0	824
Burglary	281	191	0	472
Larceny Theft	1,113	726	0	1,839
Grand Theft Auto	746	508	0	1,254
Arson	54	14	0	68
<b>SUBTOTAL</b>	<b>3,336</b>	<b>1,899</b>	<b>0</b>	<b>5,235</b>
<b>PART II CRIMES</b>				
Forgery	36	27	0	63
Fraud and NSF Checks	155	134	0	289
Sex Offense, Felony	80	42	0	122
Sex Offense, Misdemeanor	95	303	0	398
Non-aggravated Assault	720	254	0	974
Weapon	287	102	0	389
Offense Against Family	47	24	0	71
Narcotic	1,047	433	0	1,480
Liquor/Tobacco	51	157	0	208
Drunk - Alcohol/Drug	54	28	0	82
Disorderly Conduct	9	1	0	10
Vagrancy/Quality of Life	11	1	0	12
Gambling	0	0	0	0
Drunk Driving - Vehicle/Boat	9	35	0	44
Vehicle/Boating	705	757	0	1,462
Vandalism	536	287	0	823
Warrant	1	3	0	4
Receiving Stolen Property	38	11	0	49
Federal Offense Without Money	1	0	0	1
Federal Offense With Money	4	2	0	6
Felony, Miscellaneous	104	81	0	185
Misdemeanor, Miscellaneous	367	164	0	531
<b>SUBTOTAL</b>	<b>4,357</b>	<b>2,846</b>	<b>0</b>	<b>7,203</b>
<b>NONCRIMINAL INCIDENTS</b>				
Person Missing or Found	295	178	0	473
Juvenile, Noncriminal	395	164	0	559
Commitment	0	0	0	0
Miscellaneous, Noncriminal	3,934	2,697	0	6,631
Suicide and Attempt	7	2	0	9
Mentally Ill	151	98	0	249
Accident, Traffic - Vehicle/Boat	15	554	0	569
Accident, Miscellaneous	2	1	0	3
Person Dead	63	23	0	86
<b>SUBTOTAL</b>	<b>4,862</b>	<b>3,717</b>	<b>0</b>	<b>8,579</b>
<b>CALENDAR YEAR 2019</b>	<b>12,555</b>	<b>8,462</b>	<b>0</b>	<b>21,017</b>
<b>CALENDAR YEAR 2018</b>	<b>11,801</b>	<b>7,244</b>	<b>0</b>	<b>19,045</b>
<b>% CHANGE 2018 TO 2019</b>	<b>6</b>	<b>17</b>	<b>N/C</b>	<b>10</b>

**LOS ANGELES COUNTY SHERIFF'S DEPARTMENT**  
**2019 CENTURY SHERIFF'S STATION**  
**COMPARISON OF ARRESTS BY CITY/AREA**

	Unincorporated	City of Lynwood	Other	Total
<b>PART I CRIMES</b>				
Criminal Homicide	7	3	2	12
Rape	11	3	0	14
Robbery	109	49	12	170
Aggravated Assault	433	179	18	630
Burglary	82	37	2	121
Larceny Theft	69	27	7	103
Grand Theft Auto	220	85	12	317
Arson	6	2	0	8
<b>SUBTOTAL</b>	<b>937</b>	<b>385</b>	<b>53</b>	<b>1,375</b>
<b>PART II CRIMES</b>				
Forgery	5	3	1	9
Fraud and NSF Checks	13	10	7	30
Sex Offense, Felony	33	22	2	57
Sex Offense, Misdemeanor	47	228	5	280
Non-aggravated Assault	161	71	14	246
Weapon	292	96	22	410
Offense Against Family	53	21	1	75
Narcotic	1,352	566	77	1,995
Liquor/Tobacco	2	3	0	5
Drunk - Alcohol/Drug	55	29	0	84
Disorderly Conduct	5	1	0	6
Vagrancy/Quality of Life	1	4	0	5
Gambling	1	0	0	1
Drunk Driving - Vehicle/Boat	28	43	17	88
Vehicle/Boating	557	249	75	881
Vandalism	95	55	3	153
Warrant	2,326	1,021	374	3,721
Receiving Stolen Property	53	21	0	74
Federal Offense Without Money	5	2	2	9
Federal Offense With Money	0	0	0	0
Felony, Miscellaneous	314	125	99	538
Misdemeanor, Miscellaneous	380	282	55	717
<b>SUBTOTAL</b>	<b>5,778</b>	<b>2,852</b>	<b>754</b>	<b>9,384</b>
<b>NONCRIMINAL INCIDENTS</b>				
Person Missing or Found	0	1	0	1
Juvenile, Noncriminal	0	2	0	2
Commitment	0	0	0	0
Miscellaneous, Noncriminal	2	0	0	2
Suicide and Attempt	0	0	0	0
Mentally Ill	0	0	0	0
Accident, Traffic - Vehicle/Boat	0	0	0	0
Accident, Miscellaneous	0	0	0	0
Person Dead	0	0	0	0
<b>SUBTOTAL</b>	<b>2</b>	<b>3</b>	<b>0</b>	<b>5</b>
<b>CALENDAR YEAR 2019</b>	<b>6,717</b>	<b>3,240</b>	<b>807</b>	<b>10,764</b>
<b>CALENDAR YEAR 2018</b>	<b>4,665</b>	<b>2,401</b>	<b>692</b>	<b>7,758</b>
<b>% CHANGE 2018 TO 2019</b>	<b>44</b>	<b>35</b>	<b>17</b>	<b>39</b>

**LOS ANGELES COUNTY SHERIFF'S DEPARTMENT**  
**2019 CENTURY SHERIFF'S STATION**  
**COMPARISON OF ADULT ARRESTS BY CITY/AREA**

	Unincorporated	City of Lynwood	Other	Total
<b>PART I CRIMES</b>				
Criminal Homicide	5	3	2	10
Rape	11	3	0	14
Robbery	76	36	7	119
Aggravated Assault	418	168	14	600
Burglary	77	35	2	114
Larceny Theft	65	23	7	95
Grand Theft Auto	201	76	11	288
Arson	6	2	0	8
<b>SUBTOTAL</b>	<b>859</b>	<b>346</b>	<b>43</b>	<b>1,248</b>
<b>PART II CRIMES</b>				
Forgery	5	3	1	9
Fraud and NSF Checks	13	9	7	29
Sex Offense, Felony	32	22	2	56
Sex Offense, Misdemeanor	47	228	5	280
Non-aggravated Assault	157	63	11	231
Weapon	278	91	22	391
Offense Against Family	53	21	1	75
Narcotic	1,350	563	77	1,990
Liquor/Tobacco	2	3	0	5
Drunk - Alcohol/Drug	55	29	0	84
Disorderly Conduct	4	1	0	5
Vagrancy/Quality of Life	1	4	0	5
Gambling	1	0	0	1
Drunk Driving - Vehicle/Boat	27	43	17	87
Vehicle/Boating	555	247	74	876
Vandalism	86	50	3	139
Warrant	2,326	1,020	374	3,720
Receiving Stolen Property	52	21	0	73
Federal Offense Without Money	5	2	2	9
Federal Offense With Money	0	0	0	0
Felony, Miscellaneous	304	116	98	518
Misdemeanor, Miscellaneous	379	282	55	716
<b>SUBTOTAL</b>	<b>5,732</b>	<b>2,818</b>	<b>749</b>	<b>9,299</b>
<b>NONCRIMINAL INCIDENTS</b>				
Person Missing or Found	0	0	0	0
Juvenile, Noncriminal	0	0	0	0
Commitment	0	0	0	0
Miscellaneous, Noncriminal	1	0	0	1
Suicide and Attempt	0	0	0	0
Mentally Ill	0	0	0	0
Accident, Traffic - Vehicle/Boat	0	0	0	0
Accident, Miscellaneous	0	0	0	0
Person Dead	0	0	0	0
<b>SUBTOTAL</b>	<b>1</b>	<b>0</b>	<b>0</b>	<b>1</b>
<b>CALENDAR YEAR 2019</b>	<b>6,592</b>	<b>3,164</b>	<b>792</b>	<b>10,548</b>
<b>CALENDAR YEAR 2018</b>	<b>4,586</b>	<b>2,359</b>	<b>679</b>	<b>7,624</b>
<b>% CHANGE 2018 TO 2019</b>	<b>44</b>	<b>34</b>	<b>17</b>	<b>38</b>

**LOS ANGELES COUNTY SHERIFF'S DEPARTMENT**  
**2019 CENTURY SHERIFF'S STATION**  
**COMPARISON OF JUVENILE ARRESTS BY CITY/AREA**

	Unincorporated	City of Lynwood	Other	Total
<b>PART I CRIMES</b>				
Criminal Homicide	2	0	0	2
Rape	0	0	0	0
Robbery	33	13	5	51
Aggravated Assault	15	11	4	30
Burglary	5	2	0	7
Larceny Theft	4	4	0	8
Grand Theft Auto	19	9	1	29
Arson	0	0	0	0
<b>SUBTOTAL</b>	<b>78</b>	<b>39</b>	<b>10</b>	<b>127</b>
<b>PART II CRIMES</b>				
Forgery	0	0	0	0
Fraud and NSF Checks	0	1	0	1
Sex Offense, Felony	1	0	0	1
Sex Offense, Misdemeanor	0	0	0	0
Non-aggravated Assault	4	8	3	15
Weapon	14	5	0	19
Offense Against Family	0	0	0	0
Narcotic	2	3	0	5
Liquor/Tobacco	0	0	0	0
Drunk - Alcohol/Drug	0	0	0	0
Disorderly Conduct	1	0	0	1
Vagrancy/Quality of Life	0	0	0	0
Gambling	0	0	0	0
Drunk Driving - Vehicle/Boat	1	0	0	1
Vehicle/Boating	2	2	1	5
Vandalism	9	5	0	14
Warrant	0	1	0	1
Receiving Stolen Property	1	0	0	1
Federal Offense Without Money	0	0	0	0
Federal Offense With Money	0	0	0	0
Felony, Miscellaneous	10	9	1	20
Misdemeanor, Miscellaneous	1	0	0	1
<b>SUBTOTAL</b>	<b>46</b>	<b>34</b>	<b>5</b>	<b>85</b>
<b>NONCRIMINAL INCIDENTS</b>				
Person Missing or Found	0	1	0	1
Juvenile, Noncriminal	0	2	0	2
Commitment	0	0	0	0
Miscellaneous, Noncriminal	1	0	0	1
Suicide and Attempt	0	0	0	0
Mentally Ill	0	0	0	0
Accident, Traffic - Vehicle/Boat	0	0	0	0
Accident, Miscellaneous	0	0	0	0
Person Dead	0	0	0	0
<b>SUBTOTAL</b>	<b>1</b>	<b>3</b>	<b>0</b>	<b>4</b>
<b>CALENDAR YEAR 2019</b>	<b>125</b>	<b>76</b>	<b>15</b>	<b>216</b>
<b>CALENDAR YEAR 2018</b>	<b>79</b>	<b>42</b>	<b>13</b>	<b>134</b>
<b>% CHANGE 2018 TO 2019</b>	<b>58</b>	<b>81</b>	<b>15</b>	<b>61</b>



**LOS ANGELES COUNTY SHERIFF'S DEPARTMENT**  
**2019 CENTURY SHERIFF'S STATION**  
**MALE ADULT ARRESTS BY AGE**

	18	19	20	21	22	23	24
<b>PART I CRIMES</b>							
Criminal Homicide	1	0	1	3	0	0	0
Rape	1	0	2	1	0	0	0
Robbery	9	6	7	2	4	9	8
Aggravated Assault	9	16	12	16	20	16	23
Burglary	4	7	5	2	1	9	6
Larceny Theft	1	0	0	1	2	3	2
Grand Theft Auto	5	4	8	9	9	6	9
Arson	0	0	0	0	0	0	0
<b>SUBTOTAL</b>	<b>30</b>	<b>33</b>	<b>35</b>	<b>34</b>	<b>36</b>	<b>43</b>	<b>48</b>
<b>PART II CRIMES</b>							
Forgery	0	0	0	0	0	0	1
Fraud and NSF Checks	0	0	0	0	1	0	2
Sex Offense, Felony	0	0	2	1	1	1	2
Sex Offense, Misdemeanor	0	0	1	1	1	1	0
Non-aggravated Assault	1	3	6	3	7	13	6
Weapon	11	10	18	6	12	12	16
Offense Against Family	1	2	0	0	2	2	0
Narcotic	6	24	19	29	42	52	67
Liquor/Tobacco	0	0	0	0	0	0	1
Drunk - Alcohol/Drug	0	0	1	2	3	4	5
Disorderly Conduct	0	0	0	0	0	0	0
Vagrancy/Quality of Life	0	0	0	0	0	0	0
Gambling	0	0	0	0	0	0	0
Drunk Driving - Vehicle/Boat	0	2	1	4	4	9	1
Vehicle/Boating	24	25	37	44	27	34	32
Vandalism	4	7	5	2	2	9	2
Warrant	5	19	36	52	68	102	96
Receiving Stolen Property	0	1	0	1	4	2	1
Federal Offense Without Money	0	1	0	0	0	0	0
Federal Offense With Money	0	0	0	0	0	0	0
Felony, Miscellaneous	1	7	4	6	11	17	14
Misdemeanor, Miscellaneous	3	6	2	6	9	18	11
<b>SUBTOTAL</b>	<b>56</b>	<b>107</b>	<b>132</b>	<b>157</b>	<b>194</b>	<b>276</b>	<b>257</b>
<b>NONCRIMINAL INCIDENTS</b>							
Person Missing or Found	0	0	0	0	0	0	0
Juvenile, Noncriminal	0	0	0	0	0	0	0
Commitment	0	0	0	0	0	0	0
Miscellaneous, Noncriminal	0	0	0	0	0	0	0
Suicide and Attempt	0	0	0	0	0	0	0
Mentally Ill	0	0	0	0	0	0	0
Accident, Traffic - Vehicle/Boat	0	0	0	0	0	0	0
Accident, Miscellaneous	0	0	0	0	0	0	0
Person Dead	0	0	0	0	0	0	0
<b>SUBTOTAL</b>	<b>0</b>	<b>0</b>	<b>0</b>	<b>0</b>	<b>0</b>	<b>0</b>	<b>0</b>
<b>GRAND TOTAL</b>	<b>86</b>	<b>140</b>	<b>167</b>	<b>191</b>	<b>230</b>	<b>319</b>	<b>305</b>

**LOS ANGELES COUNTY SHERIFF'S DEPARTMENT**  
**2019 CENTURY SHERIFF'S STATION**  
**MALE ADULT ARRESTS BY AGE**

	25-29	30-34	35-39	40-44	45-49	50+	Total
<b>PART I CRIMES</b>							
Criminal Homicide	1	1	0	0	0	0	7
Rape	3	1	1	0	3	2	14
Robbery	16	14	10	3	2	6	96
Aggravated Assault	105	63	75	44	31	51	481
Burglary	18	15	13	7	3	6	96
Larceny Theft	13	9	5	5	5	14	60
Grand Theft Auto	58	42	20	25	3	13	211
Arson	2	1	1	2	0	0	6
<b>SUBTOTAL</b>	<b>216</b>	<b>146</b>	<b>125</b>	<b>86</b>	<b>47</b>	<b>92</b>	<b>971</b>
<b>PART II CRIMES</b>							
Forgery	0	1	1	1	1	1	6
Fraud and NSF Checks	2	3	5	3	0	3	19
Sex Offense, Felony	10	4	8	8	3	13	53
Sex Offense, Misdemeanor	21	14	4	11	7	7	68
Non-aggravated Assault	44	24	27	19	11	25	189
Weapon	76	72	55	34	17	28	367
Offense Against Family	13	13	13	7	5	9	67
Narcotic	382	360	259	201	110	123	1,674
Liquor/Tobacco	0	0	0	2	0	2	5
Drunk - Alcohol/Drug	12	10	12	6	4	10	69
Disorderly Conduct	2	1	1	0	0	1	5
Vagrancy/Quality of Life	0	0	0	0	0	0	0
Gambling	0	0	0	1	0	0	1
Drunk Driving - Vehicle/Boat	12	15	12	4	2	10	76
Vehicle/Boating	161	120	84	67	48	54	757
Vandalism	30	15	11	10	8	5	110
Warrant	617	507	378	307	190	423	2,800
Receiving Stolen Property	9	7	17	8	2	3	55
Federal Offense Without Money	0	1	0	2	1	0	5
Federal Offense With Money	0	0	0	0	0	0	0
Felony, Miscellaneous	105	80	76	23	39	61	444
Misdemeanor, Miscellaneous	94	81	71	58	53	185	597
<b>SUBTOTAL</b>	<b>1,590</b>	<b>1,328</b>	<b>1,034</b>	<b>772</b>	<b>501</b>	<b>963</b>	<b>7,367</b>
<b>NONCRIMINAL INCIDENTS</b>							
Person Missing or Found	0	0	0	0	0	0	0
Juvenile, Noncriminal	0	0	0	0	0	0	0
Commitment	0	0	0	0	0	0	0
Miscellaneous, Noncriminal	0	0	0	0	1	0	1
Suicide and Attempt	0	0	0	0	0	0	0
Mentally Ill	0	0	0	0	0	0	0
Accident, Traffic - Vehicle/Boat	0	0	0	0	0	0	0
Accident, Miscellaneous	0	0	0	0	0	0	0
Person Dead	0	0	0	0	0	0	0
<b>SUBTOTAL</b>	<b>0</b>	<b>0</b>	<b>0</b>	<b>0</b>	<b>1</b>	<b>0</b>	<b>1</b>
<b>GRAND TOTAL</b>	<b>1,806</b>	<b>1,474</b>	<b>1,159</b>	<b>858</b>	<b>549</b>	<b>1,055</b>	<b>8,339</b>

**LOS ANGELES COUNTY SHERIFF'S DEPARTMENT  
2019 CENTURY SHERIFF'S STATION  
MALE JUVENILE ARRESTS BY AGE**

	0-10	11-12	13-14	15	16	17	Total
<b>PART I CRIMES</b>							
Criminal Homicide	0	0	0	0	1	0	1
Rape	0	0	0	0	0	0	0
Robbery	0	1	13	13	6	14	47
Aggravated Assault	0	0	2	5	7	10	24
Burglary	0	0	2	2	1	1	6
Larceny Theft	0	0	4	1	1	1	7
Grand Theft Auto	0	0	3	8	9	4	24
Arson	0	0	0	0	0	0	0
<b>SUBTOTAL</b>	<b>0</b>	<b>1</b>	<b>24</b>	<b>29</b>	<b>25</b>	<b>30</b>	<b>109</b>
<b>PART II CRIMES</b>							
Forgery	0	0	0	0	0	0	0
Fraud and NSF Checks	0	0	0	0	0	0	0
Sex Offense, Felony	0	0	0	0	1	0	1
Sex Offense, Misdemeanor	0	0	0	0	0	0	0
Non-aggravated Assault	0	0	0	1	2	1	4
Weapon	0	0	2	3	5	7	17
Offense Against Family	0	0	0	0	0	0	0
Narcotic	0	0	0	1	1	1	3
Liquor/Tobacco	0	0	0	0	0	0	0
Drunk - Alcohol/Drug	0	0	0	0	0	0	0
Disorderly Conduct	0	0	0	0	0	0	0
Vagrancy/Quality of Life	0	0	0	0	0	0	0
Gambling	0	0	0	0	0	0	0
Drunk Driving - Vehicle/Boat	0	0	0	0	1	0	1
Vehicle/Boating	0	0	0	0	2	3	5
Vandalism	0	0	4	3	2	4	13
Warrant	0	0	0	0	1	0	1
Receiving Stolen Property	0	0	0	1	0	0	1
Federal Offense Without Money	0	0	0	0	0	0	0
Federal Offense With Money	0	0	0	0	0	0	0
Felony, Miscellaneous	0	0	6	5	2	3	16
Misdemeanor, Miscellaneous	0	0	0	0	0	1	1
<b>SUBTOTAL</b>	<b>0</b>	<b>0</b>	<b>12</b>	<b>14</b>	<b>17</b>	<b>20</b>	<b>63</b>
<b>NONCRIMINAL INCIDENTS</b>							
Person Missing or Found	0	0	0	0	0	0	0
Juvenile, Noncriminal	0	0	0	0	0	0	0
Commitment	0	0	0	0	0	0	0
Miscellaneous, Noncriminal	0	0	0	0	0	1	1
Suicide and Attempt	0	0	0	0	0	0	0
Mentally Ill	0	0	0	0	0	0	0
Accident, Traffic - Vehicle/Boat	0	0	0	0	0	0	0
Accident, Miscellaneous	0	0	0	0	0	0	0
Person Dead	0	0	0	0	0	0	0
<b>SUBTOTAL</b>	<b>0</b>	<b>0</b>	<b>0</b>	<b>0</b>	<b>0</b>	<b>1</b>	<b>1</b>
<b>GRAND TOTAL</b>	<b>0</b>	<b>1</b>	<b>36</b>	<b>43</b>	<b>42</b>	<b>51</b>	<b>173</b>

**LOS ANGELES COUNTY SHERIFF'S DEPARTMENT**  
**2019 CENTURY SHERIFF'S STATION**  
**FEMALE ADULT ARRESTS BY AGE**

	18	19	20	21	22	23	24
<b>PART I CRIMES</b>							
Criminal Homicide	0	0	0	0	0	0	0
Rape	0	0	0	0	0	0	0
Robbery	1	1	2	0	3	2	0
Aggravated Assault	4	5	3	5	10	5	4
Burglary	0	0	0	1	2	0	2
Larceny Theft	2	1	1	1	1	2	6
Grand Theft Auto	1	5	4	2	2	2	4
Arson	1	0	0	0	0	0	0
<b>SUBTOTAL</b>	<b>9</b>	<b>12</b>	<b>10</b>	<b>9</b>	<b>18</b>	<b>11</b>	<b>16</b>
<b>PART II CRIMES</b>							
Forgery	0	0	0	1	0	0	0
Fraud and NSF Checks	0	0	1	0	0	0	0
Sex Offense, Felony	0	0	0	0	0	1	0
Sex Offense, Misdemeanor	13	19	14	15	11	19	13
Non-aggravated Assault	2	0	1	2	0	0	3
Weapon	2	1	3	0	0	0	2
Offense Against Family	0	0	0	0	0	1	0
Narcotic	2	3	4	11	5	21	7
Liquor/Tobacco	0	0	0	0	0	0	0
Drunk - Alcohol/Drug	0	0	0	0	1	2	2
Disorderly Conduct	0	0	0	0	0	0	0
Vagrancy/Quality of Life	0	0	0	0	1	0	0
Gambling	0	0	0	0	0	0	0
Drunk Driving - Vehicle/Boat	0	0	0	1	2	1	0
Vehicle/Boating	5	4	6	5	1	3	8
Vandalism	2	1	0	1	2	2	0
Warrant	5	13	10	24	33	27	38
Receiving Stolen Property	0	0	0	0	0	0	2
Federal Offense Without Money	0	0	0	0	1	0	0
Federal Offense With Money	0	0	0	0	0	0	0
Felony, Miscellaneous	1	3	3	2	0	3	4
Misdemeanor, Miscellaneous	0	0	0	0	4	5	2
<b>SUBTOTAL</b>	<b>32</b>	<b>44</b>	<b>42</b>	<b>62</b>	<b>61</b>	<b>85</b>	<b>81</b>
<b>NONCRIMINAL INCIDENTS</b>							
Person Missing or Found	0	0	0	0	0	0	0
Juvenile, Noncriminal	0	0	0	0	0	0	0
Commitment	0	0	0	0	0	0	0
Miscellaneous, Noncriminal	0	0	0	0	0	0	0
Suicide and Attempt	0	0	0	0	0	0	0
Mentally Ill	0	0	0	0	0	0	0
Accident, Traffic - Vehicle/Boat	0	0	0	0	0	0	0
Accident, Miscellaneous	0	0	0	0	0	0	0
Person Dead	0	0	0	0	0	0	0
<b>SUBTOTAL</b>	<b>0</b>	<b>0</b>	<b>0</b>	<b>0</b>	<b>0</b>	<b>0</b>	<b>0</b>
<b>GRAND TOTAL</b>	<b>41</b>	<b>56</b>	<b>52</b>	<b>71</b>	<b>79</b>	<b>96</b>	<b>97</b>

**LOS ANGELES COUNTY SHERIFF'S DEPARTMENT**  
**2019 CENTURY SHERIFF'S STATION**  
**FEMALE ADULT ARRESTS BY AGE**

	25-29	30-34	35-39	40-44	45-49	50+	Total
<b>PART I CRIMES</b>							
Criminal Homicide	1	0	0	2	0	0	3
Rape	0	0	0	0	0	0	0
Robbery	6	2	4	0	0	2	23
Aggravated Assault	25	15	20	7	6	10	119
Burglary	5	4	2	0	2	0	18
Larceny Theft	4	5	5	4	2	1	35
Grand Theft Auto	22	22	9	2	1	1	77
Arson	1	0	0	0	0	0	2
<b>SUBTOTAL</b>	<b>64</b>	<b>48</b>	<b>40</b>	<b>15</b>	<b>11</b>	<b>14</b>	<b>277</b>
<b>PART II CRIMES</b>							
Forgery	1	0	0	0	0	1	3
Fraud and NSF Checks	3	4	0	2	0	0	10
Sex Offense, Felony	0	2	0	0	0	0	3
Sex Offense, Misdemeanor	56	24	15	2	7	4	212
Non-aggravated Assault	15	9	4	3	1	2	42
Weapon	4	4	5	3	0	0	24
Offense Against Family	1	4	1	0	0	1	8
Narcotic	73	76	48	34	17	15	316
Liquor/Tobacco	0	0	0	0	0	0	0
Drunk - Alcohol/Drug	3	5	1	1	0	0	15
Disorderly Conduct	0	0	0	0	0	0	0
Vagrancy/Quality of Life	1	1	1	0	0	1	5
Gambling	0	0	0	0	0	0	0
Drunk Driving - Vehicle/Boat	2	1	1	2	0	1	11
Vehicle/Boating	25	20	17	10	6	9	119
Vandalism	11	0	5	1	3	1	29
Warrant	199	185	169	90	52	75	920
Receiving Stolen Property	7	5	2	1	0	1	18
Federal Offense Without Money	0	0	2	1	0	0	4
Federal Offense With Money	0	0	0	0	0	0	0
Felony, Miscellaneous	18	13	13	5	2	7	74
Misdemeanor, Miscellaneous	25	24	21	10	6	22	119
<b>SUBTOTAL</b>	<b>444</b>	<b>377</b>	<b>305</b>	<b>165</b>	<b>94</b>	<b>140</b>	<b>1,932</b>
<b>NONCRIMINAL INCIDENTS</b>							
Person Missing or Found	0	0	0	0	0	0	0
Juvenile, Noncriminal	0	0	0	0	0	0	0
Commitment	0	0	0	0	0	0	0
Miscellaneous, Noncriminal	0	0	0	0	0	0	0
Suicide and Attempt	0	0	0	0	0	0	0
Mentally Ill	0	0	0	0	0	0	0
Accident, Traffic - Vehicle/Boat	0	0	0	0	0	0	0
Accident, Miscellaneous	0	0	0	0	0	0	0
Person Dead	0	0	0	0	0	0	0
<b>SUBTOTAL</b>	<b>0</b>	<b>0</b>	<b>0</b>	<b>0</b>	<b>0</b>	<b>0</b>	<b>0</b>
<b>GRAND TOTAL</b>	<b>508</b>	<b>425</b>	<b>345</b>	<b>180</b>	<b>105</b>	<b>154</b>	<b>2,209</b>

**LOS ANGELES COUNTY SHERIFF'S DEPARTMENT**  
**2019 CENTURY SHERIFF'S STATION**  
**FEMALE JUVENILE ARRESTS BY AGE**

	0-10	11-12	13-14	15	16	17	Total
<b>PART I CRIMES</b>							
Criminal Homicide	0	0	0	0	0	1	1
Rape	0	0	0	0	0	0	0
Robbery	0	1	0	2	1	0	4
Aggravated Assault	0	0	3	1	0	2	6
Burglary	0	0	0	0	0	1	1
Larceny Theft	0	0	0	1	0	0	1
Grand Theft Auto	0	0	0	1	2	2	5
Arson	0	0	0	0	0	0	0
<b>SUBTOTAL</b>	<b>0</b>	<b>1</b>	<b>3</b>	<b>5</b>	<b>3</b>	<b>6</b>	<b>18</b>
<b>PART II CRIMES</b>							
Forgery	0	0	0	0	0	0	0
Fraud and NSF Checks	0	0	1	0	0	0	1
Sex Offense, Felony	0	0	0	0	0	0	0
Sex Offense, Misdemeanor	0	0	0	0	0	0	0
Non-aggravated Assault	0	2	3	1	3	2	11
Weapon	0	0	0	0	1	1	2
Offense Against Family	0	0	0	0	0	0	0
Narcotic	0	0	0	1	0	1	2
Liquor/Tobacco	0	0	0	0	0	0	0
Drunk - Alcohol/Drug	0	0	0	0	0	0	0
Disorderly Conduct	0	0	0	0	0	1	1
Vagrancy/Quality of Life	0	0	0	0	0	0	0
Gambling	0	0	0	0	0	0	0
Drunk Driving - Vehicle/Boat	0	0	0	0	0	0	0
Vehicle/Boating	0	0	0	0	0	0	0
Vandalism	0	0	0	1	0	0	1
Warrant	0	0	0	0	0	0	0
Receiving Stolen Property	0	0	0	0	0	0	0
Federal Offense Without Money	0	0	0	0	0	0	0
Federal Offense With Money	0	0	0	0	0	0	0
Felony, Miscellaneous	0	0	0	0	2	2	4
Misdemeanor, Miscellaneous	0	0	0	0	0	0	0
<b>SUBTOTAL</b>	<b>0</b>	<b>2</b>	<b>4</b>	<b>3</b>	<b>6</b>	<b>7</b>	<b>22</b>
<b>NONCRIMINAL INCIDENTS</b>							
Person Missing or Found	0	0	0	0	0	1	1
Juvenile, Noncriminal	0	0	0	1	1	0	2
Commitment	0	0	0	0	0	0	0
Miscellaneous, Noncriminal	0	0	0	0	0	0	0
Suicide and Attempt	0	0	0	0	0	0	0
Mentally Ill	0	0	0	0	0	0	0
Accident, Traffic - Vehicle/Boat	0	0	0	0	0	0	0
Accident, Miscellaneous	0	0	0	0	0	0	0
Person Dead	0	0	0	0	0	0	0
<b>SUBTOTAL</b>	<b>0</b>	<b>0</b>	<b>0</b>	<b>1</b>	<b>1</b>	<b>1</b>	<b>3</b>
<b>GRAND TOTAL</b>	<b>0</b>	<b>3</b>	<b>7</b>	<b>9</b>	<b>10</b>	<b>14</b>	<b>43</b>

**LOS ANGELES COUNTY SHERIFF'S DEPARTMENT**  
**2019 CENTURY SHERIFF'S STATION - UNINCORPORATED AREA**  
**INCIDENT AND ARREST SUMMARY**

	Reported Incidents	Adults Arrested	Juveniles Arrested	Total Arrested
<b>PART I CRIMES</b>				
Criminal Homicide	19	5	2	7
Rape	46	11	0	11
Robbery	469	76	33	109
Aggravated Assault	608	418	15	433
Burglary	281	77	5	82
Larceny Theft	1,113	65	4	69
Grand Theft Auto	746	201	19	220
Arson	54	6	0	6
<b>SUBTOTAL</b>	<b>3,336</b>	<b>859</b>	<b>78</b>	<b>937</b>
<b>PART II CRIMES</b>				
Forgery	36	5	0	5
Fraud and NSF Checks	155	13	0	13
Sex Offense, Felony	80	32	1	33
Sex Offense, Misdemeanor	95	47	0	47
Non-aggravated Assault	720	157	4	161
Weapon	287	278	14	292
Offense Against Family	47	53	0	53
Narcotic	1,047	1,350	2	1,352
Liquor/Tobacco	51	2	0	2
Drunk - Alcohol/Drug	54	55	0	55
Disorderly Conduct	9	4	1	5
Vagrancy/Quality of Life	11	1	0	1
Gambling	0	1	0	1
Drunk Driving - Vehicle/Boat	9	27	1	28
Vehicle/Boating	705	555	2	557
Vandalism	536	86	9	95
Warrant	1	2,326	0	2,326
Receiving Stolen Property	38	52	1	53
Federal Offense Without Money	1	5	0	5
Federal Offense With Money	4	0	0	0
Felony, Miscellaneous	104	304	10	314
Misdemeanor, Miscellaneous	367	379	1	380
<b>SUBTOTAL</b>	<b>4,357</b>	<b>5,732</b>	<b>46</b>	<b>5,778</b>
<b>NONCRIMINAL INCIDENTS</b>				
Person Missing or Found	295	0	0	0
Juvenile, Noncriminal	395	0	0	0
Commitment	0	0	0	0
Miscellaneous, Noncriminal	3,934	1	1	2
Suicide and Attempt	7	0	0	0
Mentally Ill	151	0	0	0
Accident, Traffic - Vehicle/Boat	15	0	0	0
Accident, Miscellaneous	2	0	0	0
Person Dead	63	0	0	0
<b>SUBTOTAL</b>	<b>4,862</b>	<b>1</b>	<b>1</b>	<b>2</b>
<b>CALENDAR YEAR 2019</b>	<b>12,555</b>	<b>6,592</b>	<b>125</b>	<b>6,717</b>
<b>CALENDAR YEAR 2018</b>	<b>11,801</b>	<b>4,586</b>	<b>79</b>	<b>4,665</b>
<b>% CHANGE 2018 TO 2019</b>	<b>6</b>	<b>44</b>	<b>58</b>	<b>44</b>



**LOS ANGELES COUNTY SHERIFF'S DEPARTMENT**  
**2019 CENTURY SHERIFF'S STATION - CITY OF LYNWOOD**  
**INCIDENT AND ARREST SUMMARY**

	Reported Incidents	Adults Arrested	Juveniles Arrested	Total Arrested
<b>PART I CRIMES</b>				
Criminal Homicide	3	3	0	3
Rape	22	3	0	3
Robbery	219	36	13	49
Aggravated Assault	216	168	11	179
Burglary	191	35	2	37
Larceny Theft	726	23	4	27
Grand Theft Auto	508	76	9	85
Arson	14	2	0	2
<b>SUBTOTAL</b>	<b>1,899</b>	<b>346</b>	<b>39</b>	<b>385</b>
<b>PART II CRIMES</b>				
Forgery	27	3	0	3
Fraud and NSF Checks	134	9	1	10
Sex Offense, Felony	42	22	0	22
Sex Offense, Misdemeanor	303	228	0	228
Non-aggravated Assault	254	63	8	71
Weapon	102	91	5	96
Offense Against Family	24	21	0	21
Narcotic	433	563	3	566
Liquor/Tobacco	157	3	0	3
Drunk - Alcohol/Drug	28	29	0	29
Disorderly Conduct	1	1	0	1
Vagrancy/Quality of Life	1	4	0	4
Gambling	0	0	0	0
Drunk Driving - Vehicle/Boat	35	43	0	43
Vehicle/Boating	757	247	2	249
Vandalism	287	50	5	55
Warrant	3	1,020	1	1,021
Receiving Stolen Property	11	21	0	21
Federal Offense Without Money	0	2	0	2
Federal Offense With Money	2	0	0	0
Felony, Miscellaneous	81	116	9	125
Misdemeanor, Miscellaneous	164	282	0	282
<b>SUBTOTAL</b>	<b>2,846</b>	<b>2,818</b>	<b>34</b>	<b>2,852</b>
<b>NONCRIMINAL INCIDENTS</b>				
Person Missing or Found	178	0	1	1
Juvenile, Noncriminal	164	0	2	2
Commitment	0	0	0	0
Miscellaneous, Noncriminal	2,697	0	0	0
Suicide and Attempt	2	0	0	0
Mentally Ill	98	0	0	0
Accident, Traffic - Vehicle/Boat	554	0	0	0
Accident, Miscellaneous	1	0	0	0
Person Dead	23	0	0	0
<b>SUBTOTAL</b>	<b>3,717</b>	<b>0</b>	<b>3</b>	<b>3</b>
<b>CALENDAR YEAR 2019</b>	<b>8,462</b>	<b>3,164</b>	<b>76</b>	<b>3,240</b>
<b>CALENDAR YEAR 2018</b>	<b>7,244</b>	<b>2,359</b>	<b>42</b>	<b>2,401</b>
<b>% CHANGE 2018 TO 2019</b>	<b>17</b>	<b>34</b>	<b>81</b>	<b>35</b>

**LOS ANGELES COUNTY SHERIFF'S DEPARTMENT**  
**2019 CENTURY SHERIFF'S STATION - OTHER**  
**INCIDENT AND ARREST SUMMARY**

	Reported Incidents	Adults Arrested	Juveniles Arrested	Total Arrested
<b>PART I CRIMES</b>				
Criminal Homicide	0	2	0	2
Rape	0	0	0	0
Robbery	0	7	5	12
Aggravated Assault	0	14	4	18
Burglary	0	2	0	2
Larceny Theft	0	7	0	7
Grand Theft Auto	0	11	1	12
Arson	0	0	0	0
<b>SUBTOTAL</b>	<b>0</b>	<b>43</b>	<b>10</b>	<b>53</b>
<b>PART II CRIMES</b>				
Forgery	0	1	0	1
Fraud and NSF Checks	0	7	0	7
Sex Offense, Felony	0	2	0	2
Sex Offense, Misdemeanor	0	5	0	5
Non-aggravated Assault	0	11	3	14
Weapon	0	22	0	22
Offense Against Family	0	1	0	1
Narcotic	0	77	0	77
Liquor/Tobacco	0	0	0	0
Drunk - Alcohol/Drug	0	0	0	0
Disorderly Conduct	0	0	0	0
Vagrancy/Quality of Life	0	0	0	0
Gambling	0	0	0	0
Drunk Driving - Vehicle/Boat	0	17	0	17
Vehicle/Boating	0	74	1	75
Vandalism	0	3	0	3
Warrant	0	374	0	374
Receiving Stolen Property	0	0	0	0
Federal Offense Without Money	0	2	0	2
Federal Offense With Money	0	0	0	0
Felony, Miscellaneous	0	98	1	99
Misdemeanor, Miscellaneous	0	55	0	55
<b>SUBTOTAL</b>	<b>0</b>	<b>749</b>	<b>5</b>	<b>754</b>
<b>NONCRIMINAL INCIDENTS</b>				
Person Missing or Found	0	0	0	0
Juvenile, Noncriminal	0	0	0	0
Commitment	0	0	0	0
Miscellaneous, Noncriminal	0	0	0	0
Suicide and Attempt	0	0	0	0
Mentally Ill	0	0	0	0
Accident, Traffic - Vehicle/Boat	0	0	0	0
Accident, Miscellaneous	0	0	0	0
Person Dead	0	0	0	0
<b>SUBTOTAL</b>	<b>0</b>	<b>0</b>	<b>0</b>	<b>0</b>
<b>CALENDAR YEAR 2019</b>	<b>0</b>	<b>792</b>	<b>15</b>	<b>807</b>
<b>CALENDAR YEAR 2018</b>	<b>0</b>	<b>679</b>	<b>13</b>	<b>692</b>
<b>% CHANGE 2018 TO 2019</b>	<b>N/C</b>	<b>17</b>	<b>15</b>	<b>17</b>

This map displays the geographical layout of Los Angeles County, California. The county's boundary is outlined in black. Major cities and regions are labeled, including Lancaster, Palmdale, Santa Clarita, Los Angeles, and Torrance. The City of Compton is highlighted in blue, and its surrounding unincorporated areas are highlighted in yellow. An inset map in the bottom right corner provides a more detailed view of the Compton area, showing the city's irregular shape and its proximity to the surrounding unincorporated areas. A red star marks the center of the city. A legend below the inset map identifies the yellow areas as 'Unincorporated Area' and the blue area as 'City of Compton'. In the bottom left corner, the official seal of the Los Angeles County Sheriff's Department is visible, featuring a star with the words 'SHERIFF' and 'LOS ANGELES COUNTY' and a central emblem.



**LOS ANGELES COUNTY SHERIFF'S DEPARTMENT  
2019 COMPTON SHERIFF'S STATION  
SYNOPSIS**

	Calendar Year 2018	Calendar Year 2019	Percent Change (%)	Crime Rate Per 10,000 Population	
				2018	2019

<b>TOTAL REPORTED INCIDENTS</b>	<b>18,148</b>	<b>17,818</b>	<b>-2</b>		
---------------------------------	---------------	---------------	-----------	--	--

<b>PART I CRIMES</b>	<b>4,534</b>	<b>4,209</b>	<b>-7</b>	<b>370.35</b>	<b>347.52</b>
Criminal Homicide	30	21	-30	2.45	1.73
Rape	44	47	7	3.59	3.88
Robbery	494	497	1	40.35	41.04
Aggravated Assault	815	764	-6	66.57	63.08
Burglary	444	424	-5	36.27	35.01
Larceny Theft	1,594	1,501	-6	130.20	123.93
Grand Theft Auto	1,047	904	-14	85.52	74.64
Arson	66	51	-23	5.39	4.21

<b>PART II CRIMES</b>	<b>5,698</b>	<b>5,743</b>	<b>1</b>	<b>465.43</b>	<b>474.18</b>
-----------------------	--------------	--------------	----------	---------------	---------------

<b>NONCRIMINAL INCIDENTS</b>	<b>7,916</b>	<b>7,866</b>	<b>-1</b>		
------------------------------	--------------	--------------	-----------	--	--

<b>TOTAL ARRESTS</b>	<b>6,501</b>	<b>6,734</b>	<b>4</b>		
Adult Arrests	6,392	6,637	4		
Juvenile Arrests	109	97	-11		

**PART I CRIMES STOLEN AND  
RECOVERED PROPERTY  
AMOUNT**

Stolen Property	\$9,851,146	\$7,855,803	-20		
Recovered Property	\$4,270,064	\$4,414,608	3		
Percent Recovered (%)	43	56			

	Area in Square Miles 2019	Population 2019	Crime Rate Per 10,000 Population Part I Crimes		Percent Change (%)
			2018	2019	
<b>TOTAL AREA</b>	12.69	121,115	370.35	347.52	-6
Unincorporated	2.58	22,374	325.23	316.44	-3
City of Compton	10.12	98,740	380.50	354.57	-7

**LOS ANGELES COUNTY SHERIFF'S DEPARTMENT  
2019 COMPTON SHERIFF'S STATION  
INCIDENT AND ARREST SUMMARY**

	Reported Incidents	Adults Arrested	Juveniles Arrested	Total Arrested
<b>PART I CRIMES</b>				
Criminal Homicide	21	5	2	7
Rape	47	11	0	11
Robbery	497	105	22	127
Aggravated Assault	764	318	6	324
Burglary	424	81	7	88
Larceny Theft	1,501	107	3	110
Grand Theft Auto	904	243	16	259
Arson	51	9	0	9
<b>SUBTOTAL</b>	<b>4,209</b>	<b>879</b>	<b>56</b>	<b>935</b>
<b>PART II CRIMES</b>				
Forgery	59	15	0	15
Fraud and NSF Checks	226	14	0	14
Sex Offense, Felony	78	28	2	30
Sex Offense, Misdemeanor	421	398	1	399
Non-aggravated Assault	562	157	1	158
Weapon	492	437	24	461
Offense Against Family	27	31	0	31
Narcotic	946	1,379	2	1,381
Liquor/Tobacco	92	5	0	5
Drunk - Alcohol/Drug	54	58	0	58
Disorderly Conduct	12	2	0	2
Vagrancy/Quality of Life	18	0	0	0
Gambling	1	0	0	0
Drunk Driving - Vehicle/Boat	131	143	0	143
Vehicle/Boating	1,155	397	3	400
Vandalism	617	84	1	85
Warrant	6	2,106	3	2,109
Receiving Stolen Property	15	31	0	31
Federal Offense Without Money	0	1	0	1
Federal Offense With Money	12	0	0	0
Felony, Miscellaneous	131	201	2	203
Misdemeanor, Miscellaneous	688	270	2	272
<b>SUBTOTAL</b>	<b>5,743</b>	<b>5,757</b>	<b>41</b>	<b>5,798</b>
<b>NONCRIMINAL INCIDENTS</b>				
Person Missing or Found	360	0	0	0
Juvenile, Noncriminal	359	0	0	0
Commitment	0	0	0	0
Miscellaneous, Noncriminal	5,993	1	0	1
Suicide and Attempt	11	0	0	0
Mentally Ill	280	0	0	0
Accident, Traffic - Vehicle/Boat	773	0	0	0
Accident, Miscellaneous	6	0	0	0
Person Dead	84	0	0	0
<b>SUBTOTAL</b>	<b>7,866</b>	<b>1</b>	<b>0</b>	<b>1</b>
<b>CALENDAR YEAR 2019</b>	<b>17,818</b>	<b>6,637</b>	<b>97</b>	<b>6,734</b>
<b>CALENDAR YEAR 2018</b>	<b>18,148</b>	<b>6,392</b>	<b>109</b>	<b>6,501</b>
<b>% CHANGE 2018 TO 2019</b>	<b>-2</b>	<b>4</b>	<b>-11</b>	<b>4</b>

**LOS ANGELES COUNTY SHERIFF'S DEPARTMENT  
2019 COMPTON SHERIFF'S STATION  
PART I ACTUAL OFFENSES\* CLEARED**

	Station Total	Unincorporated	City of Compton
<b>Criminal Homicide</b>	<b>21</b>	<b>3</b>	<b>18</b>
Number Cleared	5	0	5
Percent Cleared (%)	24	0	28
<b>Rape</b>	<b>47</b>	<b>7</b>	<b>40</b>
Number Cleared	32	4	28
Percent Cleared (%)	68	57	70
<b>Robbery</b>	<b>496</b>	<b>69</b>	<b>427</b>
Number Cleared	149	13	136
Percent Cleared (%)	30	19	32
<b>Aggravated Assault</b>	<b>762</b>	<b>143</b>	<b>619</b>
Number Cleared	429	105	324
Percent Cleared (%)	56	73	52
<b>Burglary</b>	<b>423</b>	<b>89</b>	<b>334</b>
Number Cleared	59	14	45
Percent Cleared (%)	14	16	13
<b>Larceny Theft</b>	<b>1,496</b>	<b>211</b>	<b>1,285</b>
Number Cleared	153	5	148
Percent Cleared (%)	10	2	12
<b>Grand Theft Auto</b>	<b>904</b>	<b>177</b>	<b>727</b>
Number Cleared	91	14	77
Percent Cleared (%)	10	8	11
<b>Arson</b>	<b>51</b>	<b>7</b>	<b>44</b>
Number Cleared	6	0	6
Percent Cleared (%)	12	0	14
<b>TOTAL PART I OFFENSES</b>	<b>4,200</b>	<b>706</b>	<b>3,494</b>
Number Cleared	924	155	769
Percent Cleared (%)	22	22	22

\* Actual offenses (unfounded not included)

**LOS ANGELES COUNTY SHERIFF'S DEPARTMENT  
2019 COMPTON SHERIFF'S STATION  
COMPARISON OF INCIDENTS BY CITY/AREA**

	Unincorporated	City of Compton	Other	Total
<b>PART I CRIMES</b>				
Criminal Homicide	3	18	0	21
Rape	7	40	0	47
Robbery	69	428	0	497
Aggravated Assault	144	620	0	764
Burglary	89	335	0	424
Larceny Theft	212	1,289	0	1,501
Grand Theft Auto	177	727	0	904
Arson	7	44	0	51
<b>SUBTOTAL</b>	<b>708</b>	<b>3,501</b>	<b>0</b>	<b>4,209</b>
<b>PART II CRIMES</b>				
Forgery	14	45	0	59
Fraud and NSF Checks	35	191	0	226
Sex Offense, Felony	14	64	0	78
Sex Offense, Misdemeanor	7	414	0	421
Non-aggravated Assault	108	454	0	562
Weapon	107	385	0	492
Offense Against Family	9	18	0	27
Narcotic	185	761	0	946
Liquor/Tobacco	17	75	0	92
Drunk - Alcohol/Drug	8	46	0	54
Disorderly Conduct	1	11	0	12
Vagrancy/Quality of Life	0	18	0	18
Gambling	0	1	0	1
Drunk Driving - Vehicle/Boat	20	111	0	131
Vehicle/Boating	103	1,052	0	1,155
Vandalism	123	494	0	617
Warrant	0	6	0	6
Receiving Stolen Property	4	11	0	15
Federal Offense Without Money	0	0	0	0
Federal Offense With Money	2	10	0	12
Felony, Miscellaneous	19	112	0	131
Misdemeanor, Miscellaneous	113	575	0	688
<b>SUBTOTAL</b>	<b>889</b>	<b>4,854</b>	<b>0</b>	<b>5,743</b>
<b>NONCRIMINAL INCIDENTS</b>				
Person Missing or Found	84	276	0	360
Juvenile, Noncriminal	69	290	0	359
Commitment	0	0	0	0
Miscellaneous, Noncriminal	1,093	4,900	0	5,993
Suicide and Attempt	2	9	0	11
Mentally Ill	39	241	0	280
Accident, Traffic - Vehicle/Boat	16	757	0	773
Accident, Miscellaneous	1	5	0	6
Person Dead	21	63	0	84
<b>SUBTOTAL</b>	<b>1,325</b>	<b>6,541</b>	<b>0</b>	<b>7,866</b>
<b>CALENDAR YEAR 2019</b>	<b>2,922</b>	<b>14,896</b>	<b>0</b>	<b>17,818</b>
<b>CALENDAR YEAR 2018</b>	<b>2,732</b>	<b>15,416</b>	<b>0</b>	<b>18,148</b>
<b>% CHANGE 2018 TO 2019</b>	<b>7</b>	<b>-3</b>	<b>N/C</b>	<b>-2</b>



**LOS ANGELES COUNTY SHERIFF'S DEPARTMENT  
2019 COMPTON SHERIFF'S STATION  
COMPARISON OF ARRESTS BY CITY/AREA**

	Unincorporated	City of Compton	Other	Total
<b>PART I CRIMES</b>				
Criminal Homicide	1	5	1	7
Rape	1	10	0	11
Robbery	7	120	0	127
Aggravated Assault	68	255	1	324
Burglary	14	74	0	88
Larceny Theft	7	97	6	110
Grand Theft Auto	43	215	1	259
Arson	1	8	0	9
<b>SUBTOTAL</b>	<b>142</b>	<b>784</b>	<b>9</b>	<b>935</b>
<b>PART II CRIMES</b>				
Forgery	6	9	0	15
Fraud and NSF Checks	1	13	0	14
Sex Offense, Felony	6	22	2	30
Sex Offense, Misdemeanor	5	393	1	399
Non-aggravated Assault	35	121	2	158
Weapon	97	359	5	461
Offense Against Family	11	20	0	31
Narcotic	268	1,087	26	1,381
Liquor/Tobacco	0	5	0	5
Drunk - Alcohol/Drug	8	50	0	58
Disorderly Conduct	0	2	0	2
Vagrancy/Quality of Life	0	0	0	0
Gambling	0	0	0	0
Drunk Driving - Vehicle/Boat	22	118	3	143
Vehicle/Boating	52	324	24	400
Vandalism	19	65	1	85
Warrant	350	1,597	162	2,109
Receiving Stolen Property	6	23	2	31
Federal Offense Without Money	0	1	0	1
Federal Offense With Money	0	0	0	0
Felony, Miscellaneous	39	157	7	203
Misdemeanor, Miscellaneous	45	218	9	272
<b>SUBTOTAL</b>	<b>970</b>	<b>4,584</b>	<b>244</b>	<b>5,798</b>
<b>NONCRIMINAL INCIDENTS</b>				
Person Missing or Found	0	0	0	0
Juvenile, Noncriminal	0	0	0	0
Commitment	0	0	0	0
Miscellaneous, Noncriminal	0	1	0	1
Suicide and Attempt	0	0	0	0
Mentally Ill	0	0	0	0
Accident, Traffic - Vehicle/Boat	0	0	0	0
Accident, Miscellaneous	0	0	0	0
Person Dead	0	0	0	0
<b>SUBTOTAL</b>	<b>0</b>	<b>1</b>	<b>0</b>	<b>1</b>
<b>CALENDAR YEAR 2019</b>	<b>1,112</b>	<b>5,369</b>	<b>253</b>	<b>6,734</b>
<b>CALENDAR YEAR 2018</b>	<b>908</b>	<b>5,322</b>	<b>271</b>	<b>6,501</b>
<b>% CHANGE 2018 TO 2019</b>	<b>22</b>	<b>1</b>	<b>-7</b>	<b>4</b>

**LOS ANGELES COUNTY SHERIFF'S DEPARTMENT**  
**2019 COMPTON SHERIFF'S STATION**  
**COMPARISON OF ADULT ARRESTS BY CITY/AREA**

	Unincorporated	City of Compton	Other	Total
<b>PART I CRIMES</b>				
Criminal Homicide	0	4	1	5
Rape	1	10	0	11
Robbery	7	98	0	105
Aggravated Assault	66	251	1	318
Burglary	14	67	0	81
Larceny Theft	6	95	6	107
Grand Theft Auto	40	202	1	243
Arson	1	8	0	9
<b>SUBTOTAL</b>	<b>135</b>	<b>735</b>	<b>9</b>	<b>879</b>
<b>PART II CRIMES</b>				
Forgery	6	9	0	15
Fraud and NSF Checks	1	13	0	14
Sex Offense, Felony	6	20	2	28
Sex Offense, Misdemeanor	5	392	1	398
Non-aggravated Assault	35	120	2	157
Weapon	92	341	4	437
Offense Against Family	11	20	0	31
Narcotic	268	1,085	26	1,379
Liquor/Tobacco	0	5	0	5
Drunk - Alcohol/Drug	8	50	0	58
Disorderly Conduct	0	2	0	2
Vagrancy/Quality of Life	0	0	0	0
Gambling	0	0	0	0
Drunk Driving - Vehicle/Boat	22	118	3	143
Vehicle/Boating	52	321	24	397
Vandalism	19	64	1	84
Warrant	348	1,596	162	2,106
Receiving Stolen Property	6	23	2	31
Federal Offense Without Money	0	1	0	1
Federal Offense With Money	0	0	0	0
Felony, Miscellaneous	39	155	7	201
Misdemeanor, Miscellaneous	44	217	9	270
<b>SUBTOTAL</b>	<b>962</b>	<b>4,552</b>	<b>243</b>	<b>5,757</b>
<b>NONCRIMINAL INCIDENTS</b>				
Person Missing or Found	0	0	0	0
Juvenile, Noncriminal	0	0	0	0
Commitment	0	0	0	0
Miscellaneous, Noncriminal	0	1	0	1
Suicide and Attempt	0	0	0	0
Mentally Ill	0	0	0	0
Accident, Traffic - Vehicle/Boat	0	0	0	0
Accident, Miscellaneous	0	0	0	0
Person Dead	0	0	0	0
<b>SUBTOTAL</b>	<b>0</b>	<b>1</b>	<b>0</b>	<b>1</b>
<b>CALENDAR YEAR 2019</b>	<b>1,097</b>	<b>5,288</b>	<b>252</b>	<b>6,637</b>
<b>CALENDAR YEAR 2018</b>	<b>904</b>	<b>5,218</b>	<b>270</b>	<b>6,392</b>
<b>% CHANGE 2018 TO 2019</b>	<b>21</b>	<b>1</b>	<b>-7</b>	<b>4</b>

**LOS ANGELES COUNTY SHERIFF'S DEPARTMENT**  
**2019 COMPTON SHERIFF'S STATION**  
**COMPARISON OF JUVENILE ARRESTS BY CITY/AREA**

	Unincorporated	City of Compton	Other	Total
<b>PART I CRIMES</b>				
Criminal Homicide	1	1	0	2
Rape	0	0	0	0
Robbery	0	22	0	22
Aggravated Assault	2	4	0	6
Burglary	0	7	0	7
Larceny Theft	1	2	0	3
Grand Theft Auto	3	13	0	16
Arson	0	0	0	0
<b>SUBTOTAL</b>	<b>7</b>	<b>49</b>	<b>0</b>	<b>56</b>
<b>PART II CRIMES</b>				
Forgery	0	0	0	0
Fraud and NSF Checks	0	0	0	0
Sex Offense, Felony	0	2	0	2
Sex Offense, Misdemeanor	0	1	0	1
Non-aggravated Assault	0	1	0	1
Weapon	5	18	1	24
Offense Against Family	0	0	0	0
Narcotic	0	2	0	2
Liquor/Tobacco	0	0	0	0
Drunk - Alcohol/Drug	0	0	0	0
Disorderly Conduct	0	0	0	0
Vagrancy/Quality of Life	0	0	0	0
Gambling	0	0	0	0
Drunk Driving - Vehicle/Boat	0	0	0	0
Vehicle/Boating	0	3	0	3
Vandalism	0	1	0	1
Warrant	2	1	0	3
Receiving Stolen Property	0	0	0	0
Federal Offense Without Money	0	0	0	0
Federal Offense With Money	0	0	0	0
Felony, Miscellaneous	0	2	0	2
Misdemeanor, Miscellaneous	1	1	0	2
<b>SUBTOTAL</b>	<b>8</b>	<b>32</b>	<b>1</b>	<b>41</b>
<b>NONCRIMINAL INCIDENTS</b>				
Person Missing or Found	0	0	0	0
Juvenile, Noncriminal	0	0	0	0
Commitment	0	0	0	0
Miscellaneous, Noncriminal	0	0	0	0
Suicide and Attempt	0	0	0	0
Mentally Ill	0	0	0	0
Accident, Traffic - Vehicle/Boat	0	0	0	0
Accident, Miscellaneous	0	0	0	0
Person Dead	0	0	0	0
<b>SUBTOTAL</b>	<b>0</b>	<b>0</b>	<b>0</b>	<b>0</b>
<b>CALENDAR YEAR 2019</b>	<b>15</b>	<b>81</b>	<b>1</b>	<b>97</b>
<b>CALENDAR YEAR 2018</b>	<b>4</b>	<b>104</b>	<b>1</b>	<b>109</b>
<b>% CHANGE 2018 TO 2019</b>	<b>275</b>	<b>-22</b>	<b>0</b>	<b>-11</b>

**LOS ANGELES COUNTY SHERIFF'S DEPARTMENT  
2019 COMPTON SHERIFF'S STATION  
MALE ADULT ARRESTS BY AGE**

	18	19	20	21	22	23	24
<b>PART I CRIMES</b>							
Criminal Homicide	0	0	1	1	0	0	0
Rape	0	1	0	0	0	0	1
Robbery	6	6	9	5	1	4	6
Aggravated Assault	6	6	11	8	8	13	14
Burglary	2	2	1	2	3	2	1
Larceny Theft	2	3	1	2	3	1	2
Grand Theft Auto	6	5	5	6	6	10	10
Arson	0	0	0	3	0	0	0
<b>SUBTOTAL</b>	<b>22</b>	<b>23</b>	<b>28</b>	<b>27</b>	<b>21</b>	<b>30</b>	<b>34</b>
<b>PART II CRIMES</b>							
Forgery	0	0	1	0	0	1	1
Fraud and NSF Checks	0	1	0	0	0	0	3
Sex Offense, Felony	0	0	1	3	1	1	0
Sex Offense, Misdemeanor	7	12	6	7	3	10	6
Non-aggravated Assault	1	1	1	4	4	4	6
Weapon	13	12	12	15	23	18	17
Offense Against Family	0	1	1	1	0	1	0
Narcotic	8	8	18	29	41	36	32
Liquor/Tobacco	0	0	0	0	0	0	0
Drunk - Alcohol/Drug	0	1	1	2	2	2	3
Disorderly Conduct	0	0	0	1	0	0	0
Vagrancy/Quality of Life	0	0	0	0	0	0	0
Gambling	0	0	0	0	0	0	0
Drunk Driving - Vehicle/Boat	0	4	1	3	7	4	5
Vehicle/Boating	4	12	15	17	12	15	5
Vandalism	0	4	1	3	2	2	7
Warrant	2	18	20	36	57	38	64
Receiving Stolen Property	0	0	1	0	2	4	0
Federal Offense Without Money	0	0	0	0	0	0	0
Federal Offense With Money	0	0	0	0	0	0	0
Felony, Miscellaneous	0	2	4	7	3	5	0
Misdemeanor, Miscellaneous	1	3	3	3	6	6	7
<b>SUBTOTAL</b>	<b>36</b>	<b>79</b>	<b>86</b>	<b>131</b>	<b>163</b>	<b>147</b>	<b>156</b>
<b>NONCRIMINAL INCIDENTS</b>							
Person Missing or Found	0	0	0	0	0	0	0
Juvenile, Noncriminal	0	0	0	0	0	0	0
Commitment	0	0	0	0	0	0	0
Miscellaneous, Noncriminal	0	0	0	0	0	0	0
Suicide and Attempt	0	0	0	0	0	0	0
Mentally Ill	0	0	0	0	0	0	0
Accident, Traffic - Vehicle/Boat	0	0	0	0	0	0	0
Accident, Miscellaneous	0	0	0	0	0	0	0
Person Dead	0	0	0	0	0	0	0
<b>SUBTOTAL</b>	<b>0</b>	<b>0</b>	<b>0</b>	<b>0</b>	<b>0</b>	<b>0</b>	<b>0</b>
<b>GRAND TOTAL</b>	<b>58</b>	<b>102</b>	<b>114</b>	<b>158</b>	<b>184</b>	<b>177</b>	<b>190</b>

**LOS ANGELES COUNTY SHERIFF'S DEPARTMENT  
2019 COMPTON SHERIFF'S STATION  
MALE ADULT ARRESTS BY AGE**

	25-29	30-34	35-39	40-44	45-49	50+	Total
<b>PART I CRIMES</b>							
Criminal Homicide	1	0	1	1	0	0	5
Rape	1	1	5	1	1	0	11
Robbery	8	11	12	2	4	5	79
Aggravated Assault	46	48	25	15	11	27	238
Burglary	18	9	6	3	3	13	65
Larceny Theft	7	12	7	2	1	16	59
Grand Theft Auto	39	37	17	11	6	13	171
Arson	3	0	0	1	0	0	7
<b>SUBTOTAL</b>	<b>123</b>	<b>118</b>	<b>73</b>	<b>36</b>	<b>26</b>	<b>74</b>	<b>635</b>
<b>PART II CRIMES</b>							
Forgery	4	5	0	0	0	0	12
Fraud and NSF Checks	0	0	1	0	2	1	8
Sex Offense, Felony	1	3	2	2	3	8	25
Sex Offense, Misdemeanor	33	20	12	8	4	9	137
Non-aggravated Assault	19	20	17	16	11	14	118
Weapon	107	60	40	29	16	30	392
Offense Against Family	4	4	5	2	2	3	24
Narcotic	217	197	151	81	66	186	1,070
Liquor/Tobacco	1	1	0	0	0	3	5
Drunk - Alcohol/Drug	9	4	7	1	4	9	45
Disorderly Conduct	0	0	0	0	0	0	1
Vagrancy/Quality of Life	0	0	0	0	0	0	0
Gambling	0	0	0	0	0	0	0
Drunk Driving - Vehicle/Boat	23	13	13	15	15	9	112
Vehicle/Boating	82	47	39	23	11	42	324
Vandalism	12	9	6	6	3	11	66
Warrant	381	276	167	121	69	209	1,458
Receiving Stolen Property	5	5	6	2	0	3	28
Federal Offense Without Money	0	0	1	0	0	0	1
Federal Offense With Money	0	0	0	0	0	0	0
Felony, Miscellaneous	25	27	21	16	11	36	157
Misdemeanor, Miscellaneous	41	43	15	17	13	44	202
<b>SUBTOTAL</b>	<b>964</b>	<b>734</b>	<b>503</b>	<b>339</b>	<b>230</b>	<b>617</b>	<b>4,185</b>
<b>NONCRIMINAL INCIDENTS</b>							
Person Missing or Found	0	0	0	0	0	0	0
Juvenile, Noncriminal	0	0	0	0	0	0	0
Commitment	0	0	0	0	0	0	0
Miscellaneous, Noncriminal	1	0	0	0	0	0	1
Suicide and Attempt	0	0	0	0	0	0	0
Mentally Ill	0	0	0	0	0	0	0
Accident, Traffic - Vehicle/Boat	0	0	0	0	0	0	0
Accident, Miscellaneous	0	0	0	0	0	0	0
Person Dead	0	0	0	0	0	0	0
<b>SUBTOTAL</b>	<b>1</b>	<b>0</b>	<b>0</b>	<b>0</b>	<b>0</b>	<b>0</b>	<b>1</b>
<b>GRAND TOTAL</b>	<b>1,088</b>	<b>852</b>	<b>576</b>	<b>375</b>	<b>256</b>	<b>691</b>	<b>4,821</b>

**LOS ANGELES COUNTY SHERIFF'S DEPARTMENT  
2019 COMPTON SHERIFF'S STATION  
MALE JUVENILE ARRESTS BY AGE**

	0-10	11-12	13-14	15	16	17	Total
<b>PART I CRIMES</b>							
Criminal Homicide	0	0	0	2	0	0	2
Rape	0	0	0	0	0	0	0
Robbery	0	0	3	3	7	4	17
Aggravated Assault	0	0	0	2	1	2	5
Burglary	0	0	1	2	2	0	5
Larceny Theft	0	0	0	1	1	1	3
Grand Theft Auto	0	0	0	2	4	4	10
Arson	0	0	0	0	0	0	0
<b>SUBTOTAL</b>	<b>0</b>	<b>0</b>	<b>4</b>	<b>12</b>	<b>15</b>	<b>11</b>	<b>42</b>
<b>PART II CRIMES</b>							
Forgery	0	0	0	0	0	0	0
Fraud and NSF Checks	0	0	0	0	0	0	0
Sex Offense, Felony	0	0	0	1	0	1	2
Sex Offense, Misdemeanor	0	0	0	0	0	0	0
Non-aggravated Assault	0	0	0	0	0	1	1
Weapon	0	0	1	2	10	9	22
Offense Against Family	0	0	0	0	0	0	0
Narcotic	0	0	0	0	1	1	2
Liquor/Tobacco	0	0	0	0	0	0	0
Drunk - Alcohol/Drug	0	0	0	0	0	0	0
Disorderly Conduct	0	0	0	0	0	0	0
Vagrancy/Quality of Life	0	0	0	0	0	0	0
Gambling	0	0	0	0	0	0	0
Drunk Driving - Vehicle/Boat	0	0	0	0	0	0	0
Vehicle/Boating	0	0	0	1	1	0	2
Vandalism	0	0	0	0	0	0	0
Warrant	0	0	0	0	1	0	1
Receiving Stolen Property	0	0	0	0	0	0	0
Federal Offense Without Money	0	0	0	0	0	0	0
Federal Offense With Money	0	0	0	0	0	0	0
Felony, Miscellaneous	0	0	1	0	0	0	1
Misdemeanor, Miscellaneous	0	0	0	1	1	0	2
<b>SUBTOTAL</b>	<b>0</b>	<b>0</b>	<b>2</b>	<b>5</b>	<b>14</b>	<b>12</b>	<b>33</b>
<b>NONCRIMINAL INCIDENTS</b>							
Person Missing or Found	0	0	0	0	0	0	0
Juvenile, Noncriminal	0	0	0	0	0	0	0
Commitment	0	0	0	0	0	0	0
Miscellaneous, Noncriminal	0	0	0	0	0	0	0
Suicide and Attempt	0	0	0	0	0	0	0
Mentally Ill	0	0	0	0	0	0	0
Accident, Traffic - Vehicle/Boat	0	0	0	0	0	0	0
Accident, Miscellaneous	0	0	0	0	0	0	0
Person Dead	0	0	0	0	0	0	0
<b>SUBTOTAL</b>	<b>0</b>	<b>0</b>	<b>0</b>	<b>0</b>	<b>0</b>	<b>0</b>	<b>0</b>
<b>GRAND TOTAL</b>	<b>0</b>	<b>0</b>	<b>6</b>	<b>17</b>	<b>29</b>	<b>23</b>	<b>75</b>

**LOS ANGELES COUNTY SHERIFF'S DEPARTMENT  
2019 COMPTON SHERIFF'S STATION  
FEMALE ADULT ARRESTS BY AGE**

	18	19	20	21	22	23	24
<b>PART I CRIMES</b>							
Criminal Homicide	0	0	0	0	0	0	0
Rape	0	0	0	0	0	0	0
Robbery	3	1	1	1	2	1	1
Aggravated Assault	1	3	1	3	2	5	2
Burglary	1	0	0	1	0	0	0
Larceny Theft	1	0	3	4	2	2	4
Grand Theft Auto	2	3	4	4	2	0	8
Arson	0	0	0	0	0	0	0
<b>SUBTOTAL</b>	<b>8</b>	<b>7</b>	<b>9</b>	<b>13</b>	<b>8</b>	<b>8</b>	<b>15</b>
<b>PART II CRIMES</b>							
Forgery	0	0	0	0	0	0	1
Fraud and NSF Checks	1	0	0	0	0	0	1
Sex Offense, Felony	0	0	0	0	0	0	0
Sex Offense, Misdemeanor	19	24	29	29	28	19	26
Non-aggravated Assault	3	0	2	2	1	0	2
Weapon	5	0	1	2	2	3	0
Offense Against Family	0	1	0	0	0	1	0
Narcotic	3	5	6	11	12	15	11
Liquor/Tobacco	0	0	0	0	0	0	0
Drunk - Alcohol/Drug	0	1	2	1	2	1	0
Disorderly Conduct	0	0	0	0	0	0	0
Vagrancy/Quality of Life	0	0	0	0	0	0	0
Gambling	0	0	0	0	0	0	0
Drunk Driving - Vehicle/Boat	1	1	3	0	1	1	1
Vehicle/Boating	2	1	0	1	0	5	2
Vandalism	1	1	0	0	0	0	0
Warrant	5	16	17	17	22	24	39
Receiving Stolen Property	0	0	0	0	0	0	1
Federal Offense Without Money	0	0	0	0	0	0	0
Federal Offense With Money	0	0	0	0	0	0	0
Felony, Miscellaneous	0	1	0	1	0	5	2
Misdemeanor, Miscellaneous	1	0	1	1	1	6	5
<b>SUBTOTAL</b>	<b>41</b>	<b>51</b>	<b>61</b>	<b>65</b>	<b>69</b>	<b>80</b>	<b>91</b>
<b>NONCRIMINAL INCIDENTS</b>							
Person Missing or Found	0	0	0	0	0	0	0
Juvenile, Noncriminal	0	0	0	0	0	0	0
Commitment	0	0	0	0	0	0	0
Miscellaneous, Noncriminal	0	0	0	0	0	0	0
Suicide and Attempt	0	0	0	0	0	0	0
Mentally Ill	0	0	0	0	0	0	0
Accident, Traffic - Vehicle/Boat	0	0	0	0	0	0	0
Accident, Miscellaneous	0	0	0	0	0	0	0
Person Dead	0	0	0	0	0	0	0
<b>SUBTOTAL</b>	<b>0</b>	<b>0</b>	<b>0</b>	<b>0</b>	<b>0</b>	<b>0</b>	<b>0</b>
<b>GRAND TOTAL</b>	<b>49</b>	<b>58</b>	<b>70</b>	<b>78</b>	<b>77</b>	<b>88</b>	<b>106</b>



**LOS ANGELES COUNTY SHERIFF'S DEPARTMENT  
2019 COMPTON SHERIFF'S STATION  
FEMALE ADULT ARRESTS BY AGE**

	25-29	30-34	35-39	40-44	45-49	50+	Total
<b>PART I CRIMES</b>							
Criminal Homicide	0	0	0	0	0	0	0
Rape	0	0	0	0	0	0	0
Robbery	5	2	3	1	1	4	26
Aggravated Assault	20	13	8	9	3	10	80
Burglary	7	2	2	1	1	1	16
Larceny Theft	12	8	7	3	0	2	48
Grand Theft Auto	16	13	8	6	2	4	72
Arson	0	0	0	1	0	1	2
<b>SUBTOTAL</b>	<b>60</b>	<b>38</b>	<b>28</b>	<b>21</b>	<b>7</b>	<b>22</b>	<b>244</b>
<b>PART II CRIMES</b>							
Forgery	0	1	1	0	0	0	3
Fraud and NSF Checks	1	1	0	1	0	1	6
Sex Offense, Felony	0	1	1	0	0	1	3
Sex Offense, Misdemeanor	57	20	5	3	2	0	261
Non-aggravated Assault	11	4	4	3	3	4	39
Weapon	10	5	8	4	2	3	45
Offense Against Family	2	0	0	0	1	2	7
Narcotic	59	34	52	28	12	61	309
Liquor/Tobacco	0	0	0	0	0	0	0
Drunk - Alcohol/Drug	2	0	0	2	1	1	13
Disorderly Conduct	0	0	0	0	1	0	1
Vagrancy/Quality of Life	0	0	0	0	0	0	0
Gambling	0	0	0	0	0	0	0
Drunk Driving - Vehicle/Boat	4	6	2	3	1	7	31
Vehicle/Boating	18	22	8	7	4	3	73
Vandalism	3	2	2	3	3	3	18
Warrant	193	116	67	36	26	70	648
Receiving Stolen Property	0	0	0	2	0	0	3
Federal Offense Without Money	0	0	0	0	0	0	0
Federal Offense With Money	0	0	0	0	0	0	0
Felony, Miscellaneous	9	4	8	4	2	8	44
Misdemeanor, Miscellaneous	18	12	11	4	2	6	68
<b>SUBTOTAL</b>	<b>387</b>	<b>228</b>	<b>169</b>	<b>100</b>	<b>60</b>	<b>170</b>	<b>1,572</b>
<b>NONCRIMINAL INCIDENTS</b>							
Person Missing or Found	0	0	0	0	0	0	0
Juvenile, Noncriminal	0	0	0	0	0	0	0
Commitment	0	0	0	0	0	0	0
Miscellaneous, Noncriminal	0	0	0	0	0	0	0
Suicide and Attempt	0	0	0	0	0	0	0
Mentally Ill	0	0	0	0	0	0	0
Accident, Traffic - Vehicle/Boat	0	0	0	0	0	0	0
Accident, Miscellaneous	0	0	0	0	0	0	0
Person Dead	0	0	0	0	0	0	0
<b>SUBTOTAL</b>	<b>0</b>	<b>0</b>	<b>0</b>	<b>0</b>	<b>0</b>	<b>0</b>	<b>0</b>
<b>GRAND TOTAL</b>	<b>447</b>	<b>266</b>	<b>197</b>	<b>121</b>	<b>67</b>	<b>192</b>	<b>1,816</b>

**LOS ANGELES COUNTY SHERIFF'S DEPARTMENT  
2019 COMPTON SHERIFF'S STATION  
FEMALE JUVENILE ARRESTS BY AGE**

	0-10	11-12	13-14	15	16	17	Total
<b>PART I CRIMES</b>							
Criminal Homicide	0	0	0	0	0	0	0
Rape	0	0	0	0	0	0	0
Robbery	0	0	1	1	2	1	5
Aggravated Assault	0	0	1	0	0	0	1
Burglary	0	0	0	0	1	1	2
Larceny Theft	0	0	0	0	0	0	0
Grand Theft Auto	0	0	1	0	3	2	6
Arson	0	0	0	0	0	0	0
<b>SUBTOTAL</b>	<b>0</b>	<b>0</b>	<b>3</b>	<b>1</b>	<b>6</b>	<b>4</b>	<b>14</b>
<b>PART II CRIMES</b>							
Forgery	0	0	0	0	0	0	0
Fraud and NSF Checks	0	0	0	0	0	0	0
Sex Offense, Felony	0	0	0	0	0	0	0
Sex Offense, Misdemeanor	0	0	0	1	0	0	1
Non-aggravated Assault	0	0	0	0	0	0	0
Weapon	0	0	0	0	0	2	2
Offense Against Family	0	0	0	0	0	0	0
Narcotic	0	0	0	0	0	0	0
Liquor/Tobacco	0	0	0	0	0	0	0
Drunk - Alcohol/Drug	0	0	0	0	0	0	0
Disorderly Conduct	0	0	0	0	0	0	0
Vagrancy/Quality of Life	0	0	0	0	0	0	0
Gambling	0	0	0	0	0	0	0
Drunk Driving - Vehicle/Boat	0	0	0	0	0	0	0
Vehicle/Boating	0	0	0	0	0	1	1
Vandalism	0	0	1	0	0	0	1
Warrant	0	0	1	0	0	1	2
Receiving Stolen Property	0	0	0	0	0	0	0
Federal Offense Without Money	0	0	0	0	0	0	0
Federal Offense With Money	0	0	0	0	0	0	0
Felony, Miscellaneous	0	1	0	0	0	0	1
Misdemeanor, Miscellaneous	0	0	0	0	0	0	0
<b>SUBTOTAL</b>	<b>0</b>	<b>1</b>	<b>2</b>	<b>1</b>	<b>0</b>	<b>4</b>	<b>8</b>
<b>NONCRIMINAL INCIDENTS</b>							
Person Missing or Found	0	0	0	0	0	0	0
Juvenile, Noncriminal	0	0	0	0	0	0	0
Commitment	0	0	0	0	0	0	0
Miscellaneous, Noncriminal	0	0	0	0	0	0	0
Suicide and Attempt	0	0	0	0	0	0	0
Mentally Ill	0	0	0	0	0	0	0
Accident, Traffic - Vehicle/Boat	0	0	0	0	0	0	0
Accident, Miscellaneous	0	0	0	0	0	0	0
Person Dead	0	0	0	0	0	0	0
<b>SUBTOTAL</b>	<b>0</b>	<b>0</b>	<b>0</b>	<b>0</b>	<b>0</b>	<b>0</b>	<b>0</b>
<b>GRAND TOTAL</b>	<b>0</b>	<b>1</b>	<b>5</b>	<b>2</b>	<b>6</b>	<b>8</b>	<b>22</b>

**LOS ANGELES COUNTY SHERIFF'S DEPARTMENT**  
**2019 COMPTON SHERIFF'S STATION - UNINCORPORATED AREA**  
**INCIDENT AND ARREST SUMMARY**

	Reported Incidents	Adults Arrested	Juveniles Arrested	Total Arrested
<b>PART I CRIMES</b>				
Criminal Homicide	3	0	1	1
Rape	7	1	0	1
Robbery	69	7	0	7
Aggravated Assault	144	66	2	68
Burglary	89	14	0	14
Larceny Theft	212	6	1	7
Grand Theft Auto	177	40	3	43
Arson	7	1	0	1
<b>SUBTOTAL</b>	<b>708</b>	<b>135</b>	<b>7</b>	<b>142</b>
<b>PART II CRIMES</b>				
Forgery	14	6	0	6
Fraud and NSF Checks	35	1	0	1
Sex Offense, Felony	14	6	0	6
Sex Offense, Misdemeanor	7	5	0	5
Non-aggravated Assault	108	35	0	35
Weapon	107	92	5	97
Offense Against Family	9	11	0	11
Narcotic	185	268	0	268
Liquor/Tobacco	17	0	0	0
Drunk - Alcohol/Drug	8	8	0	8
Disorderly Conduct	1	0	0	0
Vagrancy/Quality of Life	0	0	0	0
Gambling	0	0	0	0
Drunk Driving - Vehicle/Boat	20	22	0	22
Vehicle/Boating	103	52	0	52
Vandalism	123	19	0	19
Warrant	0	348	2	350
Receiving Stolen Property	4	6	0	6
Federal Offense Without Money	0	0	0	0
Federal Offense With Money	2	0	0	0
Felony, Miscellaneous	19	39	0	39
Misdemeanor, Miscellaneous	113	44	1	45
<b>SUBTOTAL</b>	<b>889</b>	<b>962</b>	<b>8</b>	<b>970</b>
<b>NONCRIMINAL INCIDENTS</b>				
Person Missing or Found	84	0	0	0
Juvenile, Noncriminal	69	0	0	0
Commitment	0	0	0	0
Miscellaneous, Noncriminal	1,093	0	0	0
Suicide and Attempt	2	0	0	0
Mentally Ill	39	0	0	0
Accident, Traffic - Vehicle/Boat	16	0	0	0
Accident, Miscellaneous	1	0	0	0
Person Dead	21	0	0	0
<b>SUBTOTAL</b>	<b>1,325</b>	<b>0</b>	<b>0</b>	<b>0</b>
<b>CALENDAR YEAR 2019</b>	<b>2,922</b>	<b>1,097</b>	<b>15</b>	<b>1,112</b>
<b>CALENDAR YEAR 2018</b>	<b>2,732</b>	<b>904</b>	<b>4</b>	<b>908</b>
<b>% CHANGE 2018 TO 2019</b>	<b>7</b>	<b>21</b>	<b>275</b>	<b>22</b>

**LOS ANGELES COUNTY SHERIFF'S DEPARTMENT**  
**2019 COMPTON SHERIFF'S STATION - CITY OF COMPTON**  
**INCIDENT AND ARREST SUMMARY**

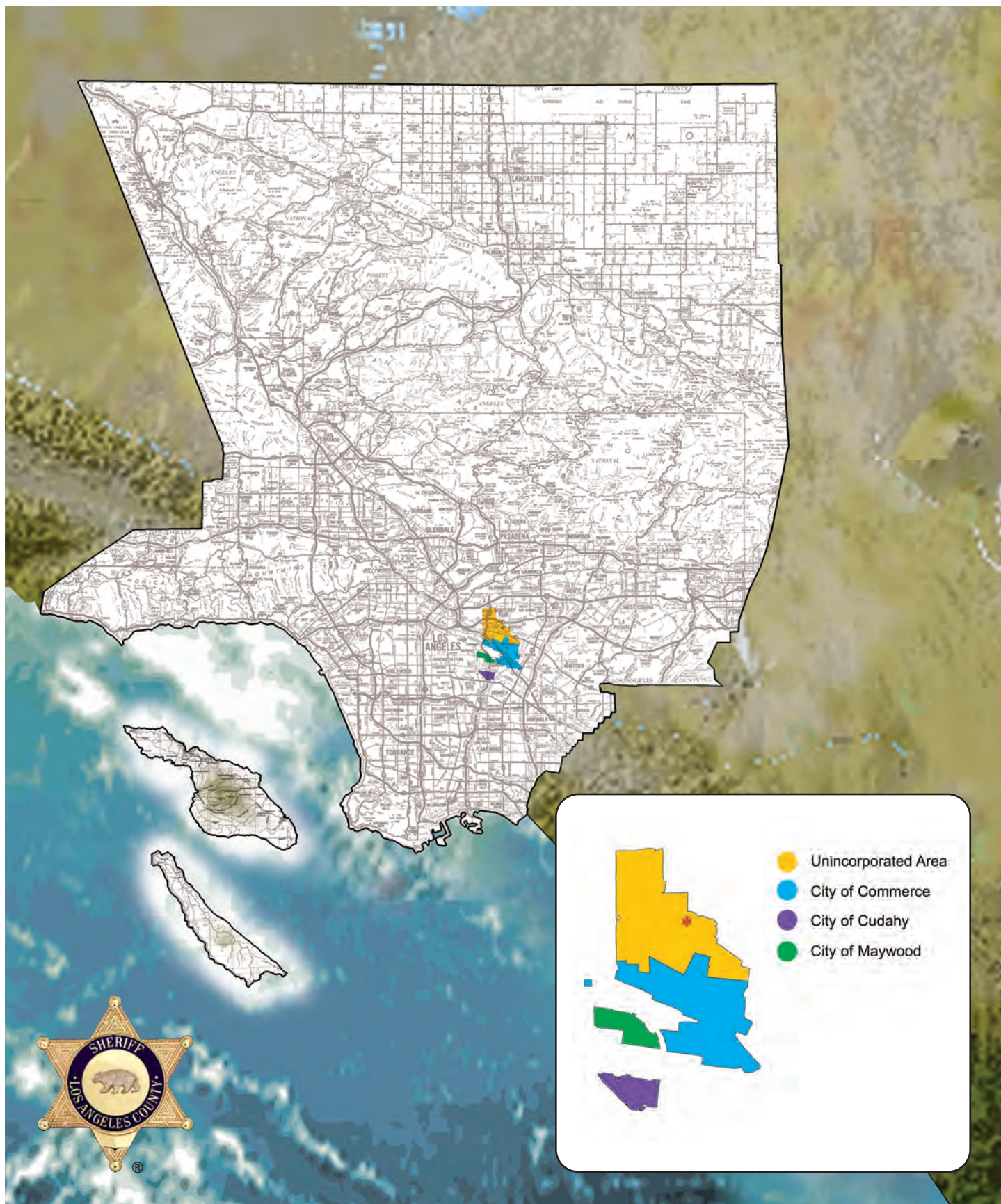
	Reported Incidents	Adults Arrested	Juveniles Arrested	Total Arrested
<b>PART I CRIMES</b>				
Criminal Homicide	18	4	1	5
Rape	40	10	0	10
Robbery	428	98	22	120
Aggravated Assault	620	251	4	255
Burglary	335	67	7	74
Larceny Theft	1,289	95	2	97
Grand Theft Auto	727	202	13	215
Arson	44	8	0	8
<b>SUBTOTAL</b>	<b>3,501</b>	<b>735</b>	<b>49</b>	<b>784</b>
<b>PART II CRIMES</b>				
Forgery	45	9	0	9
Fraud and NSF Checks	191	13	0	13
Sex Offense, Felony	64	20	2	22
Sex Offense, Misdemeanor	414	392	1	393
Non-aggravated Assault	454	120	1	121
Weapon	385	341	18	359
Offense Against Family	18	20	0	20
Narcotic	761	1,085	2	1,087
Liquor/Tobacco	75	5	0	5
Drunk - Alcohol/Drug	46	50	0	50
Disorderly Conduct	11	2	0	2
Vagrancy/Quality of Life	18	0	0	0
Gambling	1	0	0	0
Drunk Driving - Vehicle/Boat	111	118	0	118
Vehicle/Boating	1,052	321	3	324
Vandalism	494	64	1	65
Warrant	6	1,596	1	1,597
Receiving Stolen Property	11	23	0	23
Federal Offense Without Money	0	1	0	1
Federal Offense With Money	10	0	0	0
Felony, Miscellaneous	112	155	2	157
Misdemeanor, Miscellaneous	575	217	1	218
<b>SUBTOTAL</b>	<b>4,854</b>	<b>4,552</b>	<b>32</b>	<b>4,584</b>
<b>NONCRIMINAL INCIDENTS</b>				
Person Missing or Found	276	0	0	0
Juvenile, Noncriminal	290	0	0	0
Commitment	0	0	0	0
Miscellaneous, Noncriminal	4,900	1	0	1
Suicide and Attempt	9	0	0	0
Mentally Ill	241	0	0	0
Accident, Traffic - Vehicle/Boat	757	0	0	0
Accident, Miscellaneous	5	0	0	0
Person Dead	63	0	0	0
<b>SUBTOTAL</b>	<b>6,541</b>	<b>1</b>	<b>0</b>	<b>1</b>
<b>CALENDAR YEAR 2019</b>	<b>14,896</b>	<b>5,288</b>	<b>81</b>	<b>5,369</b>
<b>CALENDAR YEAR 2018</b>	<b>15,416</b>	<b>5,218</b>	<b>104</b>	<b>5,322</b>
<b>% CHANGE 2018 TO 2019</b>	<b>-3</b>	<b>1</b>	<b>-22</b>	<b>1</b>

**LOS ANGELES COUNTY SHERIFF'S DEPARTMENT**  
**2019 COMPTON SHERIFF'S STATION - OTHER**  
**INCIDENT AND ARREST SUMMARY**

	Reported Incidents	Adults Arrested	Juveniles Arrested	Total Arrested
<b>PART I CRIMES</b>				
Criminal Homicide	0	1	0	1
Rape	0	0	0	0
Robbery	0	0	0	0
Aggravated Assault	0	1	0	1
Burglary	0	0	0	0
Larceny Theft	0	6	0	6
Grand Theft Auto	0	1	0	1
Arson	0	0	0	0
<b>SUBTOTAL</b>	<b>0</b>	<b>9</b>	<b>0</b>	<b>9</b>
<b>PART II CRIMES</b>				
Forgery	0	0	0	0
Fraud and NSF Checks	0	0	0	0
Sex Offense, Felony	0	2	0	2
Sex Offense, Misdemeanor	0	1	0	1
Non-aggravated Assault	0	2	0	2
Weapon	0	4	1	5
Offense Against Family	0	0	0	0
Narcotic	0	26	0	26
Liquor/Tobacco	0	0	0	0
Drunk - Alcohol/Drug	0	0	0	0
Disorderly Conduct	0	0	0	0
Vagrancy/Quality of Life	0	0	0	0
Gambling	0	0	0	0
Drunk Driving - Vehicle/Boat	0	3	0	3
Vehicle/Boating	0	24	0	24
Vandalism	0	1	0	1
Warrant	0	162	0	162
Receiving Stolen Property	0	2	0	2
Federal Offense Without Money	0	0	0	0
Federal Offense With Money	0	0	0	0
Felony, Miscellaneous	0	7	0	7
Misdemeanor, Miscellaneous	0	9	0	9
<b>SUBTOTAL</b>	<b>0</b>	<b>243</b>	<b>1</b>	<b>244</b>
<b>NONCRIMINAL INCIDENTS</b>				
Person Missing or Found	0	0	0	0
Juvenile, Noncriminal	0	0	0	0
Commitment	0	0	0	0
Miscellaneous, Noncriminal	0	0	0	0
Suicide and Attempt	0	0	0	0
Mentally Ill	0	0	0	0
Accident, Traffic - Vehicle/Boat	0	0	0	0
Accident, Miscellaneous	0	0	0	0
Person Dead	0	0	0	0
<b>SUBTOTAL</b>	<b>0</b>	<b>0</b>	<b>0</b>	<b>0</b>
<b>CALENDAR YEAR 2019</b>	<b>0</b>	<b>252</b>	<b>1</b>	<b>253</b>
<b>CALENDAR YEAR 2018</b>	<b>0</b>	<b>270</b>	<b>1</b>	<b>271</b>
<b>% CHANGE 2018 TO 2019</b>	<b>N/C</b>	<b>-7</b>	<b>0</b>	<b>-7</b>



LOS ANGELES COUNTY SHERIFF'S DEPARTMENT  
2019 CENTRAL PATROL DIVISION  
EAST LOS ANGELES SHERIFF'S STATION PATROL AREA MAP



LOS ANGELES COUNTY SHERIFF'S DEPARTMENT  
**2019 EAST LOS ANGELES SHERIFF'S STATION**  
**SYNOPSIS**

	Calendar Year 2018	Calendar Year 2019	Percent Change (%)	Crime Rate Per 10,000 Population	
				2018	2019

<b>TOTAL REPORTED INCIDENTS</b>	<b>18,260</b>	<b>17,862</b>	<b>-2</b>		
---------------------------------	---------------	---------------	-----------	--	--

<b>PART I CRIMES</b>	<b>4,469</b>	<b>4,295</b>	<b>-4</b>	<b>234.16</b>	<b>225.66</b>
Criminal Homicide	24	14	-42	1.26	0.74
Rape	55	41	-25	2.88	2.15
Robbery	369	328	-11	19.33	17.23
Aggravated Assault	686	701	2	35.94	36.83
Burglary	504	463	-8	26.41	24.33
Larceny Theft	1,734	1,704	-2	90.85	89.53
Grand Theft Auto	1,054	1,002	-5	55.22	52.65
Arson	43	42	-2	2.25	2.21

<b>PART II CRIMES</b>	<b>5,832</b>	<b>5,733</b>	<b>-2</b>	<b>305.57</b>	<b>301.21</b>
-----------------------	--------------	--------------	-----------	---------------	---------------

<b>NONCRIMINAL INCIDENTS</b>	<b>7,959</b>	<b>7,834</b>	<b>-2</b>		
------------------------------	--------------	--------------	-----------	--	--

<b>TOTAL ARRESTS</b>	<b>6,488</b>	<b>7,115</b>	<b>10</b>		
Adult Arrests	6,360	6,982	10		
Juvenile Arrests	128	133	4		

**PART I CRIMES STOLEN AND  
RECOVERED PROPERTY  
AMOUNT**

Stolen Property	\$10,032,343	\$11,163,848	11		
Recovered Property	\$7,253,328	\$5,044,262	-30		
Percent Recovered (%)	72	45			

	Area in Square Miles 2019	Population 2019	Crime Rate Per 10,000 Population Part I Crimes		Percent Change (%)
			2018	2019	
<b>TOTAL AREA</b>	16.32	190,331	234.16	225.66	-4
Unincorporated	7.49	124,794	212.70	195.60	-8
City of Commerce	6.53	13,303	856.02	871.25	2
City of Cudahy	1.13	24,258	115.41	126.14	9
City of Maywood	1.17	27,977	139.04	139.04	0



**LOS ANGELES COUNTY SHERIFF'S DEPARTMENT**  
**2019 EAST LOS ANGELES SHERIFF'S STATION**  
**INCIDENT AND ARREST SUMMARY**

	Reported Incidents	Adults Arrested	Juveniles Arrested	Total Arrested
<b>PART I CRIMES</b>				
Criminal Homicide	14	6	0	6
Rape	41	8	0	8
Robbery	328	91	6	97
Aggravated Assault	701	400	12	412
Burglary	463	57	3	60
Larceny Theft	1,704	124	3	127
Grand Theft Auto	1,002	134	4	138
Arson	42	9	0	9
<b>SUBTOTAL</b>	<b>4,295</b>	<b>829</b>	<b>28</b>	<b>857</b>
<b>PART II CRIMES</b>				
Forgery	62	9	2	11
Fraud and NSF Checks	321	22	0	22
Sex Offense, Felony	122	43	2	45
Sex Offense, Misdemeanor	79	8	0	8
Non-aggravated Assault	780	247	11	258
Weapon	293	252	30	282
Offense Against Family	170	96	1	97
Narcotic	1,186	1,498	5	1,503
Liquor/Tobacco	145	28	3	31
Drunk - Alcohol/Drug	78	91	0	91
Disorderly Conduct	10	8	0	8
Vagrancy/Quality of Life	1	0	0	0
Gambling	7	22	0	22
Drunk Driving - Vehicle/Boat	32	71	0	71
Vehicle/Boating	871	256	2	258
Vandalism	875	134	24	158
Warrant	7	2,860	10	2,870
Receiving Stolen Property	10	15	0	15
Federal Offense Without Money	0	4	0	4
Federal Offense With Money	8	0	0	0
Felony, Miscellaneous	151	88	5	93
Misdemeanor, Miscellaneous	525	397	9	406
<b>SUBTOTAL</b>	<b>5,733</b>	<b>6,149</b>	<b>104</b>	<b>6,253</b>
<b>NONCRIMINAL INCIDENTS</b>				
Person Missing or Found	353	0	1	1
Juvenile, Noncriminal	688	0	0	0
Commitment	1	0	0	0
Miscellaneous, Noncriminal	5,460	4	0	4
Suicide and Attempt	14	0	0	0
Mentally Ill	218	0	0	0
Accident, Traffic - Vehicle/Boat	981	0	0	0
Accident, Miscellaneous	33	0	0	0
Person Dead	86	0	0	0
<b>SUBTOTAL</b>	<b>7,834</b>	<b>4</b>	<b>1</b>	<b>5</b>
<b>CALENDAR YEAR 2019</b>	<b>17,862</b>	<b>6,982</b>	<b>133</b>	<b>7,115</b>
<b>CALENDAR YEAR 2018</b>	<b>18,260</b>	<b>6,360</b>	<b>128</b>	<b>6,488</b>
<b>% CHANGE 2018 TO 2019</b>	<b>-2</b>	<b>10</b>	<b>4</b>	<b>10</b>

LOS ANGELES COUNTY SHERIFF'S DEPARTMENT  
**2019 EAST LOS ANGELES SHERIFF'S STATION**  
**PART I ACTUAL OFFENSES\* CLEARED**

	Station Total	Unincorporated	City of Commerce	City of Cudahy	City of Maywood
<b>Criminal Homicide</b>	<b>11</b>	<b>6</b>	<b>1</b>	<b>2</b>	<b>2</b>
Number Cleared	4	3	0	1	0
Percent Cleared (%)	36	50	0	50	0
<b>Rape</b>	<b>40</b>	<b>26</b>	<b>5</b>	<b>2</b>	<b>7</b>
Number Cleared	33	23	3	2	5
Percent Cleared (%)	82	88	60	100	71
<b>Robbery</b>	<b>327</b>	<b>226</b>	<b>49</b>	<b>29</b>	<b>23</b>
Number Cleared	120	82	19	7	12
Percent Cleared (%)	37	36	39	24	52
<b>Aggravated Assault</b>	<b>700</b>	<b>503</b>	<b>83</b>	<b>56</b>	<b>58</b>
Number Cleared	462	348	48	38	28
Percent Cleared (%)	66	69	58	68	48
<b>Burglary</b>	<b>463</b>	<b>236</b>	<b>128</b>	<b>39</b>	<b>60</b>
Number Cleared	57	42	4	3	8
Percent Cleared (%)	12	18	3	8	13
<b>Larceny Theft</b>	<b>1,701</b>	<b>823</b>	<b>624</b>	<b>111</b>	<b>143</b>
Number Cleared	161	85	67	4	5
Percent Cleared (%)	9	10	11	4	3
<b>Grand Theft Auto</b>	<b>998</b>	<b>589</b>	<b>252</b>	<b>64</b>	<b>93</b>
Number Cleared	63	45	7	7	4
Percent Cleared (%)	6	8	3	11	4
<b>Arson</b>	<b>42</b>	<b>20</b>	<b>16</b>	<b>3</b>	<b>3</b>
Number Cleared	12	7	3	1	1
Percent Cleared (%)	29	35	19	33	33
<b>TOTAL PART I OFFENSES</b>	<b>4,282</b>	<b>2,429</b>	<b>1,158</b>	<b>306</b>	<b>389</b>
Number Cleared	<b>912</b>	<b>635</b>	<b>151</b>	<b>63</b>	<b>63</b>
Percent Cleared (%)	<b>21</b>	<b>26</b>	<b>13</b>	<b>21</b>	<b>16</b>

\* Actual offenses (unfounded not included)

**LOS ANGELES COUNTY SHERIFF'S DEPARTMENT**  
**2019 EAST LOS ANGELES SHERIFF'S STATION**  
**COMPARISON OF INCIDENTS BY CITY/AREA**

	Unincorporated	City of Commerce	City of Cudahy	City of Maywood	Other	Total
<b>PART I CRIMES</b>						
Criminal Homicide	9	1	2	2	0	14
Rape	27	5	2	7	0	41
Robbery	227	49	29	23	0	328
Aggravated Assault	504	83	56	58	0	701
Burglary	236	128	39	60	0	463
Larceny Theft	826	624	111	143	0	1,704
Grand Theft Auto	592	253	64	93	0	1,002
Arson	20	16	3	3	0	42
<b>SUBTOTAL</b>	<b>2,441</b>	<b>1,159</b>	<b>306</b>	<b>389</b>	<b>0</b>	<b>4,295</b>
<b>PART II CRIMES</b>						
Forgery	42	15	1	4	0	62
Fraud and NSF Checks	220	45	18	38	0	321
Sex Offense, Felony	76	9	24	13	0	122
Sex Offense, Misdemeanor	51	12	5	11	0	79
Non-aggravated Assault	557	91	59	73	0	780
Weapon	241	21	13	18	0	293
Offense Against Family	142	10	5	13	0	170
Narcotic	911	113	71	91	0	1,186
Liquor/Tobacco	144	1	0	0	0	145
Drunk - Alcohol/Drug	61	8	2	7	0	78
Disorderly Conduct	6	2	1	1	0	10
Vagrancy/Quality of Life	0	0	1	0	0	1
Gambling	6	1	0	0	0	7
Drunk Driving - Vehicle/Boat	11	9	6	6	0	32
Vehicle/Boating	318	298	102	153	0	871
Vandalism	594	156	56	69	0	875
Warrant	7	0	0	0	0	7
Receiving Stolen Property	5	2	1	2	0	10
Federal Offense Without Money	0	0	0	0	0	0
Federal Offense With Money	4	3	0	1	0	8
Felony, Miscellaneous	98	24	19	10	0	151
Misdemeanor, Miscellaneous	402	78	23	22	0	525
<b>SUBTOTAL</b>	<b>3,896</b>	<b>898</b>	<b>407</b>	<b>532</b>	<b>0</b>	<b>5,733</b>
<b>NONCRIMINAL INCIDENTS</b>						
Person Missing or Found	266	37	30	20	0	353
Juvenile, Noncriminal	460	43	99	86	0	688
Commitment	1	0	0	0	0	1
Miscellaneous, Noncriminal	3,413	916	590	541	0	5,460
Suicide and Attempt	8	4	1	1	0	14
Mentally Ill	153	35	15	15	0	218
Accident, Traffic - Vehicle/Boat	3	611	155	212	0	981
Accident, Miscellaneous	0	29	0	4	0	33
Person Dead	68	8	5	5	0	86
<b>SUBTOTAL</b>	<b>4,372</b>	<b>1,683</b>	<b>895</b>	<b>884</b>	<b>0</b>	<b>7,834</b>
<b>CALENDAR YEAR 2019</b>	<b>10,709</b>	<b>3,740</b>	<b>1,608</b>	<b>1,805</b>	<b>0</b>	<b>17,862</b>
<b>CALENDAR YEAR 2018</b>	<b>11,222</b>	<b>3,775</b>	<b>1,513</b>	<b>1,750</b>	<b>0</b>	<b>18,260</b>
<b>% CHANGE 2018 TO 2019</b>	<b>-5</b>	<b>-1</b>	<b>6</b>	<b>3</b>	<b>N/C</b>	<b>-2</b>

**LOS ANGELES COUNTY SHERIFF'S DEPARTMENT**  
**2019 EAST LOS ANGELES SHERIFF'S STATION**  
**COMPARISON OF ARRESTS BY CITY/AREA**

	Unincorporated	City of Commerce	City of Cudahy	City of Maywood	Other	Total
<b>PART I CRIMES</b>						
Criminal Homicide	4	0	1	1	0	6
Rape	6	1	0	1	0	8
Robbery	67	13	6	9	2	97
Aggravated Assault	303	40	28	35	6	412
Burglary	45	8	1	5	1	60
Larceny Theft	61	48	6	5	7	127
Grand Theft Auto	105	15	6	7	5	138
Arson	5	1	1	1	1	9
<b>SUBTOTAL</b>	<b>596</b>	<b>126</b>	<b>49</b>	<b>64</b>	<b>22</b>	<b>857</b>
<b>PART II CRIMES</b>						
Forgery	5	4	1	1	0	11
Fraud and NSF Checks	18	2	0	2	0	22
Sex Offense, Felony	30	6	5	3	1	45
Sex Offense, Misdemeanor	5	2	1	0	0	8
Non-aggravated Assault	189	25	18	20	6	258
Weapon	219	23	10	16	14	282
Offense Against Family	83	4	3	6	1	97
Narcotic	1,133	141	86	104	39	1,503
Liquor/Tobacco	29	0	0	1	1	31
Drunk - Alcohol/Drug	73	9	2	7	0	91
Disorderly Conduct	7	0	1	0	0	8
Vagrancy/Quality of Life	0	0	0	0	0	0
Gambling	21	1	0	0	0	22
Drunk Driving - Vehicle/Boat	16	10	6	6	33	71
Vehicle/Boating	183	41	11	17	6	258
Vandalism	130	11	9	6	2	158
Warrant	1,796	469	278	284	43	2,870
Receiving Stolen Property	8	5	1	0	1	15
Federal Offense Without Money	2	1	0	1	0	4
Federal Offense With Money	0	0	0	0	0	0
Felony, Miscellaneous	55	15	6	6	11	93
Misdemeanor, Miscellaneous	285	61	24	19	17	406
<b>SUBTOTAL</b>	<b>4,287</b>	<b>830</b>	<b>462</b>	<b>499</b>	<b>175</b>	<b>6,253</b>
<b>NONCRIMINAL INCIDENTS</b>						
Person Missing or Found	0	0	1	0	0	1
Juvenile, Noncriminal	0	0	0	0	0	0
Commitment	0	0	0	0	0	0
Miscellaneous, Noncriminal	2	1	0	1	0	4
Suicide and Attempt	0	0	0	0	0	0
Mentally Ill	0	0	0	0	0	0
Accident, Traffic - Vehicle/Boat	0	0	0	0	0	0
Accident, Miscellaneous	0	0	0	0	0	0
Person Dead	0	0	0	0	0	0
<b>SUBTOTAL</b>	<b>2</b>	<b>1</b>	<b>1</b>	<b>1</b>	<b>0</b>	<b>5</b>
<b>CALENDAR YEAR 2019</b>	<b>4,885</b>	<b>957</b>	<b>512</b>	<b>564</b>	<b>197</b>	<b>7,115</b>
<b>CALENDAR YEAR 2018</b>	<b>4,484</b>	<b>816</b>	<b>456</b>	<b>505</b>	<b>227</b>	<b>6,488</b>
<b>% CHANGE 2018 TO 2019</b>	<b>9</b>	<b>17</b>	<b>12</b>	<b>12</b>	<b>-13</b>	<b>10</b>

**LOS ANGELES COUNTY SHERIFF'S DEPARTMENT**  
**2019 EAST LOS ANGELES SHERIFF'S STATION**  
**COMPARISON OF ADULT ARRESTS BY CITY/AREA**

	Unincorporated	City of Commerce	City of Cudahy	City of Maywood	Other	Total
<b>PART I CRIMES</b>						
Criminal Homicide	4	0	1	1	0	6
Rape	6	1	0	1	0	8
Robbery	62	12	6	9	2	91
Aggravated Assault	295	39	28	34	4	400
Burglary	42	8	1	5	1	57
Larceny Theft	60	47	6	4	7	124
Grand Theft Auto	101	15	6	7	5	134
Arson	5	1	1	1	1	9
<b>SUBTOTAL</b>	<b>575</b>	<b>123</b>	<b>49</b>	<b>62</b>	<b>20</b>	<b>829</b>
<b>PART II CRIMES</b>						
Forgery	5	2	1	1	0	9
Fraud and NSF Checks	18	2	0	2	0	22
Sex Offense, Felony	29	6	4	3	1	43
Sex Offense, Misdemeanor	5	2	1	0	0	8
Non-aggravated Assault	181	24	18	20	4	247
Weapon	196	23	9	11	13	252
Offense Against Family	83	3	3	6	1	96
Narcotic	1,129	141	85	104	39	1,498
Liquor/Tobacco	26	0	0	1	1	28
Drunk - Alcohol/Drug	73	9	2	7	0	91
Disorderly Conduct	7	0	1	0	0	8
Vagrancy/Quality of Life	0	0	0	0	0	0
Gambling	21	1	0	0	0	22
Drunk Driving - Vehicle/Boat	16	10	6	6	33	71
Vehicle/Boating	181	41	11	17	6	256
Vandalism	107	11	9	5	2	134
Warrant	1,789	469	277	283	42	2,860
Receiving Stolen Property	8	5	1	0	1	15
Federal Offense Without Money	2	1	0	1	0	4
Federal Offense With Money	0	0	0	0	0	0
Felony, Miscellaneous	52	14	5	6	11	88
Misdemeanor, Miscellaneous	276	61	24	19	17	397
<b>SUBTOTAL</b>	<b>4,204</b>	<b>825</b>	<b>457</b>	<b>492</b>	<b>171</b>	<b>6,149</b>
<b>NONCRIMINAL INCIDENTS</b>						
Person Missing or Found	0	0	0	0	0	0
Juvenile, Noncriminal	0	0	0	0	0	0
Commitment	0	0	0	0	0	0
Miscellaneous, Noncriminal	2	1	0	1	0	4
Suicide and Attempt	0	0	0	0	0	0
Mentally Ill	0	0	0	0	0	0
Accident, Traffic - Vehicle/Boat	0	0	0	0	0	0
Accident, Miscellaneous	0	0	0	0	0	0
Person Dead	0	0	0	0	0	0
<b>SUBTOTAL</b>	<b>2</b>	<b>1</b>	<b>0</b>	<b>1</b>	<b>0</b>	<b>4</b>
<b>CALENDAR YEAR 2019</b>	<b>4,781</b>	<b>949</b>	<b>506</b>	<b>555</b>	<b>191</b>	<b>6,982</b>
<b>CALENDAR YEAR 2018</b>	<b>4,388</b>	<b>811</b>	<b>440</b>	<b>497</b>	<b>224</b>	<b>6,360</b>
<b>% CHANGE 2018 TO 2019</b>	<b>9</b>	<b>17</b>	<b>15</b>	<b>12</b>	<b>-15</b>	<b>10</b>

LOS ANGELES COUNTY SHERIFF'S DEPARTMENT  
**2019 EAST LOS ANGELES SHERIFF'S STATION**  
**COMPARISON OF JUVENILE ARRESTS BY CITY/AREA**

	Unincorporated	City of Commerce	City of Cudahy	City of Maywood	Other	Total
<b>PART I CRIMES</b>						
Criminal Homicide	0	0	0	0	0	0
Rape	0	0	0	0	0	0
Robbery	5	1	0	0	0	6
Aggravated Assault	8	1	0	1	2	12
Burglary	3	0	0	0	0	3
Larceny Theft	1	1	0	1	0	3
Grand Theft Auto	4	0	0	0	0	4
Arson	0	0	0	0	0	0
<b>SUBTOTAL</b>	<b>21</b>	<b>3</b>	<b>0</b>	<b>2</b>	<b>2</b>	<b>28</b>
<b>PART II CRIMES</b>						
Forgery	0	2	0	0	0	2
Fraud and NSF Checks	0	0	0	0	0	0
Sex Offense, Felony	1	0	1	0	0	2
Sex Offense, Misdemeanor	0	0	0	0	0	0
Non-aggravated Assault	8	1	0	0	2	11
Weapon	23	0	1	5	1	30
Offense Against Family	0	1	0	0	0	1
Narcotic	4	0	1	0	0	5
Liquor/Tobacco	3	0	0	0	0	3
Drunk - Alcohol/Drug	0	0	0	0	0	0
Disorderly Conduct	0	0	0	0	0	0
Vagrancy/Quality of Life	0	0	0	0	0	0
Gambling	0	0	0	0	0	0
Drunk Driving - Vehicle/Boat	0	0	0	0	0	0
Vehicle/Boating	2	0	0	0	0	2
Vandalism	23	0	0	1	0	24
Warrant	7	0	1	1	1	10
Receiving Stolen Property	0	0	0	0	0	0
Federal Offense Without Money	0	0	0	0	0	0
Federal Offense With Money	0	0	0	0	0	0
Felony, Miscellaneous	3	1	1	0	0	5
Misdemeanor, Miscellaneous	9	0	0	0	0	9
<b>SUBTOTAL</b>	<b>83</b>	<b>5</b>	<b>5</b>	<b>7</b>	<b>4</b>	<b>104</b>
<b>NONCRIMINAL INCIDENTS</b>						
Person Missing or Found	0	0	1	0	0	1
Juvenile, Noncriminal	0	0	0	0	0	0
Commitment	0	0	0	0	0	0
Miscellaneous, Noncriminal	0	0	0	0	0	0
Suicide and Attempt	0	0	0	0	0	0
Mentally Ill	0	0	0	0	0	0
Accident, Traffic - Vehicle/Boat	0	0	0	0	0	0
Accident, Miscellaneous	0	0	0	0	0	0
Person Dead	0	0	0	0	0	0
<b>SUBTOTAL</b>	<b>0</b>	<b>0</b>	<b>1</b>	<b>0</b>	<b>0</b>	<b>1</b>
<b>CALENDAR YEAR 2019</b>	<b>104</b>	<b>8</b>	<b>6</b>	<b>9</b>	<b>6</b>	<b>133</b>
<b>CALENDAR YEAR 2018</b>	<b>96</b>	<b>5</b>	<b>16</b>	<b>8</b>	<b>3</b>	<b>128</b>
<b>% CHANGE 2018 TO 2019</b>	<b>8</b>	<b>60</b>	<b>-62</b>	<b>12</b>	<b>100</b>	<b>4</b>

**LOS ANGELES COUNTY SHERIFF'S DEPARTMENT**  
**2019 EAST LOS ANGELES SHERIFF'S STATION**  
**MALE ADULT ARRESTS BY AGE**

	18	19	20	21	22	23	24
<b>PART I CRIMES</b>							
Criminal Homicide	0	0	1	0	1	1	0
Rape	1	0	0	2	1	0	0
Robbery	4	3	4	3	7	6	5
Aggravated Assault	8	7	15	8	7	8	14
Burglary	0	2	1	0	1	1	2
Larceny Theft	1	4	2	1	3	2	4
Grand Theft Auto	4	1	2	3	3	7	6
Arson	0	0	0	0	0	0	1
<b>SUBTOTAL</b>	<b>18</b>	<b>17</b>	<b>25</b>	<b>17</b>	<b>23</b>	<b>25</b>	<b>32</b>
<b>PART II CRIMES</b>							
Forgery	0	0	0	2	0	0	2
Fraud and NSF Checks	0	1	0	0	0	0	1
Sex Offense, Felony	2	2	2	1	1	0	1
Sex Offense, Misdemeanor	0	0	0	1	0	0	0
Non-aggravated Assault	1	3	3	6	8	8	8
Weapon	8	16	6	12	13	16	16
Offense Against Family	2	0	1	1	3	1	1
Narcotic	10	17	33	41	31	35	64
Liquor/Tobacco	0	1	0	1	2	0	0
Drunk - Alcohol/Drug	1	0	2	3	7	4	2
Disorderly Conduct	0	0	0	0	1	0	0
Vagrancy/Quality of Life	0	0	0	0	0	0	0
Gambling	0	0	0	0	0	0	0
Drunk Driving - Vehicle/Boat	1	0	1	0	0	5	1
Vehicle/Boating	7	11	7	13	7	10	5
Vandalism	5	4	7	6	6	4	2
Warrant	7	30	41	42	63	83	63
Receiving Stolen Property	0	0	0	0	0	1	0
Federal Offense Without Money	0	0	0	0	0	0	1
Federal Offense With Money	0	0	0	0	0	0	0
Felony, Miscellaneous	1	1	1	3	3	1	4
Misdemeanor, Miscellaneous	6	9	6	13	5	8	16
<b>SUBTOTAL</b>	<b>51</b>	<b>95</b>	<b>110</b>	<b>145</b>	<b>150</b>	<b>176</b>	<b>187</b>
<b>NONCRIMINAL INCIDENTS</b>							
Person Missing or Found	0	0	0	0	0	0	0
Juvenile, Noncriminal	0	0	0	0	0	0	0
Commitment	0	0	0	0	0	0	0
Miscellaneous, Noncriminal	0	0	0	0	0	1	0
Suicide and Attempt	0	0	0	0	0	0	0
Mentally Ill	0	0	0	0	0	0	0
Accident, Traffic - Vehicle/Boat	0	0	0	0	0	0	0
Accident, Miscellaneous	0	0	0	0	0	0	0
Person Dead	0	0	0	0	0	0	0
<b>SUBTOTAL</b>	<b>0</b>	<b>0</b>	<b>0</b>	<b>0</b>	<b>0</b>	<b>1</b>	<b>0</b>
<b>GRAND TOTAL</b>	<b>69</b>	<b>112</b>	<b>135</b>	<b>162</b>	<b>173</b>	<b>202</b>	<b>219</b>



**LOS ANGELES COUNTY SHERIFF'S DEPARTMENT**  
**2019 EAST LOS ANGELES SHERIFF'S STATION**  
**MALE ADULT ARRESTS BY AGE**

	25-29	30-34	35-39	40-44	45-49	50+	Total
<b>PART I CRIMES</b>							
Criminal Homicide	1	2	0	0	0	0	6
Rape	1	1	1	0	0	1	8
Robbery	16	9	6	4	2	4	73
Aggravated Assault	61	57	38	31	27	36	317
Burglary	20	5	5	4	0	2	43
Larceny Theft	29	13	11	5	6	11	92
Grand Theft Auto	33	11	16	12	3	3	104
Arson	2	2	0	1	0	1	7
<b>SUBTOTAL</b>	<b>163</b>	<b>100</b>	<b>77</b>	<b>57</b>	<b>38</b>	<b>58</b>	<b>650</b>
<b>PART II CRIMES</b>							
Forgery	0	0	0	0	2	1	7
Fraud and NSF Checks	7	4	2	0	1	2	18
Sex Offense, Felony	2	9	7	1	6	9	43
Sex Offense, Misdemeanor	0	2	0	0	1	3	7
Non-aggravated Assault	47	30	22	19	12	20	187
Weapon	54	42	25	12	9	9	238
Offense Against Family	26	17	10	11	7	7	87
Narcotic	293	232	193	122	77	108	1,256
Liquor/Tobacco	4	0	4	3	4	2	21
Drunk - Alcohol/Drug	22	6	9	5	2	17	80
Disorderly Conduct	3	1	1	1	0	0	7
Vagrancy/Quality of Life	0	0	0	0	0	0	0
Gambling	2	1	2	2	0	3	10
Drunk Driving - Vehicle/Boat	10	10	12	5	3	3	51
Vehicle/Boating	44	30	21	22	8	23	208
Vandalism	30	13	15	7	8	7	114
Warrant	491	408	355	238	173	320	2,314
Receiving Stolen Property	6	1	3	1	0	3	15
Federal Offense Without Money	0	0	0	1	1	1	4
Federal Offense With Money	0	0	0	0	0	0	0
Felony, Miscellaneous	17	8	11	10	3	14	77
Misdemeanor, Miscellaneous	70	57	39	27	25	60	341
<b>SUBTOTAL</b>	<b>1,128</b>	<b>871</b>	<b>731</b>	<b>487</b>	<b>342</b>	<b>612</b>	<b>5,085</b>
<b>NONCRIMINAL INCIDENTS</b>							
Person Missing or Found	0	0	0	0	0	0	0
Juvenile, Noncriminal	0	0	0	0	0	0	0
Commitment	0	0	0	0	0	0	0
Miscellaneous, Noncriminal	2	0	0	0	0	0	3
Suicide and Attempt	0	0	0	0	0	0	0
Mentally Ill	0	0	0	0	0	0	0
Accident, Traffic - Vehicle/Boat	0	0	0	0	0	0	0
Accident, Miscellaneous	0	0	0	0	0	0	0
Person Dead	0	0	0	0	0	0	0
<b>SUBTOTAL</b>	<b>2</b>	<b>0</b>	<b>0</b>	<b>0</b>	<b>0</b>	<b>0</b>	<b>3</b>
<b>GRAND TOTAL</b>	<b>1,293</b>	<b>971</b>	<b>808</b>	<b>544</b>	<b>380</b>	<b>670</b>	<b>5,738</b>

**LOS ANGELES COUNTY SHERIFF'S DEPARTMENT**  
**2019 EAST LOS ANGELES SHERIFF'S STATION**  
**MALE JUVENILE ARRESTS BY AGE**

	0-10	11-12	13-14	15	16	17	Total
<b>PART I CRIMES</b>							
Criminal Homicide	0	0	0	0	0	0	0
Rape	0	0	0	0	0	0	0
Robbery	0	0	1	1	0	2	4
Aggravated Assault	0	0	0	0	5	5	10
Burglary	0	0	0	0	0	3	3
Larceny Theft	0	0	1	0	0	0	1
Grand Theft Auto	0	0	0	1	1	1	3
Arson	0	0	0	0	0	0	0
<b>SUBTOTAL</b>	<b>0</b>	<b>0</b>	<b>2</b>	<b>2</b>	<b>6</b>	<b>11</b>	<b>21</b>
<b>PART II CRIMES</b>							
Forgery	0	0	0	0	0	2	2
Fraud and NSF Checks	0	0	0	0	0	0	0
Sex Offense, Felony	0	0	1	1	0	0	2
Sex Offense, Misdemeanor	0	0	0	0	0	0	0
Non-aggravated Assault	0	1	1	2	2	0	6
Weapon	0	0	4	7	10	9	30
Offense Against Family	0	0	1	0	0	0	1
Narcotic	0	0	0	1	2	1	4
Liquor/Tobacco	0	0	0	0	1	2	3
Drunk - Alcohol/Drug	0	0	0	0	0	0	0
Disorderly Conduct	0	0	0	0	0	0	0
Vagrancy/Quality of Life	0	0	0	0	0	0	0
Gambling	0	0	0	0	0	0	0
Drunk Driving - Vehicle/Boat	0	0	0	0	0	0	0
Vehicle/Boating	0	0	0	0	1	1	2
Vandalism	0	0	1	7	7	4	19
Warrant	0	0	1	1	2	3	7
Receiving Stolen Property	0	0	0	0	0	0	0
Federal Offense Without Money	0	0	0	0	0	0	0
Federal Offense With Money	0	0	0	0	0	0	0
Felony, Miscellaneous	0	0	1	0	2	1	4
Misdemeanor, Miscellaneous	0	0	0	1	3	2	6
<b>SUBTOTAL</b>	<b>0</b>	<b>1</b>	<b>10</b>	<b>20</b>	<b>30</b>	<b>25</b>	<b>86</b>
<b>NONCRIMINAL INCIDENTS</b>							
Person Missing or Found	0	0	0	0	0	0	0
Juvenile, Noncriminal	0	0	0	0	0	0	0
Commitment	0	0	0	0	0	0	0
Miscellaneous, Noncriminal	0	0	0	0	0	0	0
Suicide and Attempt	0	0	0	0	0	0	0
Mentally Ill	0	0	0	0	0	0	0
Accident, Traffic - Vehicle/Boat	0	0	0	0	0	0	0
Accident, Miscellaneous	0	0	0	0	0	0	0
Person Dead	0	0	0	0	0	0	0
<b>SUBTOTAL</b>	<b>0</b>	<b>0</b>	<b>0</b>	<b>0</b>	<b>0</b>	<b>0</b>	<b>0</b>
<b>GRAND TOTAL</b>	<b>0</b>	<b>1</b>	<b>12</b>	<b>22</b>	<b>36</b>	<b>36</b>	<b>107</b>

**LOS ANGELES COUNTY SHERIFF'S DEPARTMENT**  
**2019 EAST LOS ANGELES SHERIFF'S STATION**  
**FEMALE ADULT ARRESTS BY AGE**

	18	19	20	21	22	23	24
<b>PART I CRIMES</b>							
Criminal Homicide	0	0	0	0	0	0	0
Rape	0	0	0	0	0	0	0
Robbery	2	1	1	1	2	2	0
Aggravated Assault	1	1	3	4	0	5	5
Burglary	1	0	0	0	0	0	0
Larceny Theft	0	1	0	0	1	3	3
Grand Theft Auto	1	1	0	0	1	2	1
Arson	0	0	0	0	0	0	0
<b>SUBTOTAL</b>	<b>5</b>	<b>4</b>	<b>4</b>	<b>5</b>	<b>4</b>	<b>12</b>	<b>9</b>
<b>PART II CRIMES</b>							
Forgery	0	0	0	0	0	0	0
Fraud and NSF Checks	0	0	0	1	0	0	0
Sex Offense, Felony	0	0	0	0	0	0	0
Sex Offense, Misdemeanor	0	0	0	0	0	0	0
Non-aggravated Assault	2	2	3	2	1	1	3
Weapon	0	0	0	0	0	0	1
Offense Against Family	0	0	0	0	1	1	0
Narcotic	2	7	6	9	13	8	15
Liquor/Tobacco	1	2	1	1	0	0	0
Drunk - Alcohol/Drug	1	1	1	0	1	0	1
Disorderly Conduct	0	0	0	0	1	0	0
Vagrancy/Quality of Life	0	0	0	0	0	0	0
Gambling	0	0	0	0	0	0	0
Drunk Driving - Vehicle/Boat	1	0	0	0	1	0	0
Vehicle/Boating	1	0	2	2	3	3	0
Vandalism	1	1	1	1	1	0	0
Warrant	1	4	6	7	13	14	24
Receiving Stolen Property	0	0	0	0	0	0	0
Federal Offense Without Money	0	0	0	0	0	0	0
Federal Offense With Money	0	0	0	0	0	0	0
Felony, Miscellaneous	0	0	3	0	0	1	0
Misdemeanor, Miscellaneous	1	2	2	2	1	4	2
<b>SUBTOTAL</b>	<b>11</b>	<b>19</b>	<b>25</b>	<b>25</b>	<b>36</b>	<b>32</b>	<b>46</b>
<b>NONCRIMINAL INCIDENTS</b>							
Person Missing or Found	0	0	0	0	0	0	0
Juvenile, Noncriminal	0	0	0	0	0	0	0
Commitment	0	0	0	0	0	0	0
Miscellaneous, Noncriminal	0	0	0	0	0	0	0
Suicide and Attempt	0	0	0	0	0	0	0
Mentally Ill	0	0	0	0	0	0	0
Accident, Traffic - Vehicle/Boat	0	0	0	0	0	0	0
Accident, Miscellaneous	0	0	0	0	0	0	0
Person Dead	0	0	0	0	0	0	0
<b>SUBTOTAL</b>	<b>0</b>	<b>0</b>	<b>0</b>	<b>0</b>	<b>0</b>	<b>0</b>	<b>0</b>
<b>GRAND TOTAL</b>	<b>16</b>	<b>23</b>	<b>29</b>	<b>30</b>	<b>40</b>	<b>44</b>	<b>55</b>

LOS ANGELES COUNTY SHERIFF'S DEPARTMENT  
**2019 EAST LOS ANGELES SHERIFF'S STATION**  
**FEMALE ADULT ARRESTS BY AGE**

	25-29	30-34	35-39	40-44	45-49	50+	Total
<b>PART I CRIMES</b>							
Criminal Homicide	0	0	0	0	0	0	0
Rape	0	0	0	0	0	0	0
Robbery	2	2	4	1	0	0	18
Aggravated Assault	18	18	9	12	3	4	83
Burglary	5	3	1	2	0	1	13
Larceny Theft	6	3	10	2	0	3	32
Grand Theft Auto	4	8	6	3	0	3	30
Arson	0	2	0	0	0	0	2
<b>SUBTOTAL</b>	<b>35</b>	<b>36</b>	<b>30</b>	<b>20</b>	<b>3</b>	<b>11</b>	<b>178</b>
<b>PART II CRIMES</b>							
Forgery	0	1	0	1	0	0	2
Fraud and NSF Checks	0	0	0	1	0	2	4
Sex Offense, Felony	0	0	0	0	0	0	0
Sex Offense, Misdemeanor	0	0	0	1	0	0	1
Non-aggravated Assault	11	10	7	9	1	8	60
Weapon	7	5	0	0	1	0	14
Offense Against Family	4	1	1	0	0	1	9
Narcotic	43	52	30	21	16	20	242
Liquor/Tobacco	0	0	0	1	0	1	7
Drunk - Alcohol/Drug	1	1	0	2	0	2	11
Disorderly Conduct	0	0	0	0	0	0	1
Vagrancy/Quality of Life	0	0	0	0	0	0	0
Gambling	1	1	3	1	5	1	12
Drunk Driving - Vehicle/Boat	7	4	3	1	2	1	20
Vehicle/Boating	11	5	10	4	3	4	48
Vandalism	2	5	2	3	2	1	20
Warrant	108	107	98	72	34	58	546
Receiving Stolen Property	0	0	0	0	0	0	0
Federal Offense Without Money	0	0	0	0	0	0	0
Federal Offense With Money	0	0	0	0	0	0	0
Felony, Miscellaneous	1	4	0	1	1	0	11
Misdemeanor, Miscellaneous	11	6	6	4	7	8	56
<b>SUBTOTAL</b>	<b>207</b>	<b>202</b>	<b>160</b>	<b>122</b>	<b>72</b>	<b>107</b>	<b>1,064</b>
<b>NONCRIMINAL INCIDENTS</b>							
Person Missing or Found	0	0	0	0	0	0	0
Juvenile, Noncriminal	0	0	0	0	0	0	0
Commitment	0	0	0	0	0	0	0
Miscellaneous, Noncriminal	0	0	0	0	0	1	1
Suicide and Attempt	0	0	0	0	0	0	0
Mentally Ill	0	0	0	0	0	0	0
Accident, Traffic - Vehicle/Boat	0	0	0	0	0	0	0
Accident, Miscellaneous	0	0	0	0	0	0	0
Person Dead	0	0	0	0	0	0	0
<b>SUBTOTAL</b>	<b>0</b>	<b>0</b>	<b>0</b>	<b>0</b>	<b>0</b>	<b>1</b>	<b>1</b>
<b>GRAND TOTAL</b>	<b>242</b>	<b>238</b>	<b>190</b>	<b>142</b>	<b>75</b>	<b>119</b>	<b>1,243</b>

LOS ANGELES COUNTY SHERIFF'S DEPARTMENT  
**2019 EAST LOS ANGELES SHERIFF'S STATION**  
**FEMALE JUVENILE ARRESTS BY AGE**

	0-10	11-12	13-14	15	16	17	Total
<b>PART I CRIMES</b>							
Criminal Homicide	0	0	0	0	0	0	0
Rape	0	0	0	0	0	0	0
Robbery	0	0	0	1	0	1	2
Aggravated Assault	0	0	0	1	1	0	2
Burglary	0	0	0	0	0	0	0
Larceny Theft	0	0	0	0	0	2	2
Grand Theft Auto	0	0	0	0	1	0	1
Arson	0	0	0	0	0	0	0
<b>SUBTOTAL</b>	<b>0</b>	<b>0</b>	<b>0</b>	<b>2</b>	<b>2</b>	<b>3</b>	<b>7</b>
<b>PART II CRIMES</b>							
Forgery	0	0	0	0	0	0	0
Fraud and NSF Checks	0	0	0	0	0	0	0
Sex Offense, Felony	0	0	0	0	0	0	0
Sex Offense, Misdemeanor	0	0	0	0	0	0	0
Non-aggravated Assault	0	0	0	4	1	0	5
Weapon	0	0	0	0	0	0	0
Offense Against Family	0	0	0	0	0	0	0
Narcotic	0	0	0	0	0	1	1
Liquor/Tobacco	0	0	0	0	0	0	0
Drunk - Alcohol/Drug	0	0	0	0	0	0	0
Disorderly Conduct	0	0	0	0	0	0	0
Vagrancy/Quality of Life	0	0	0	0	0	0	0
Gambling	0	0	0	0	0	0	0
Drunk Driving - Vehicle/Boat	0	0	0	0	0	0	0
Vehicle/Boating	0	0	0	0	0	0	0
Vandalism	0	0	2	2	1	0	5
Warrant	0	0	0	2	1	0	3
Receiving Stolen Property	0	0	0	0	0	0	0
Federal Offense Without Money	0	0	0	0	0	0	0
Federal Offense With Money	0	0	0	0	0	0	0
Felony, Miscellaneous	0	0	0	1	0	0	1
Misdemeanor, Miscellaneous	0	0	0	1	2	0	3
<b>SUBTOTAL</b>	<b>0</b>	<b>0</b>	<b>2</b>	<b>10</b>	<b>5</b>	<b>1</b>	<b>18</b>
<b>NONCRIMINAL INCIDENTS</b>							
Person Missing or Found	0	1	0	0	0	0	1
Juvenile, Noncriminal	0	0	0	0	0	0	0
Commitment	0	0	0	0	0	0	0
Miscellaneous, Noncriminal	0	0	0	0	0	0	0
Suicide and Attempt	0	0	0	0	0	0	0
Mentally Ill	0	0	0	0	0	0	0
Accident, Traffic - Vehicle/Boat	0	0	0	0	0	0	0
Accident, Miscellaneous	0	0	0	0	0	0	0
Person Dead	0	0	0	0	0	0	0
<b>SUBTOTAL</b>	<b>0</b>	<b>1</b>	<b>0</b>	<b>0</b>	<b>0</b>	<b>0</b>	<b>1</b>
<b>GRAND TOTAL</b>	<b>0</b>	<b>1</b>	<b>2</b>	<b>12</b>	<b>7</b>	<b>4</b>	<b>26</b>

**LOS ANGELES COUNTY SHERIFF'S DEPARTMENT**  
**2019 EAST LOS ANGELES SHERIFF'S STATION - UNINCORPORATED AREA**  
**INCIDENT AND ARREST SUMMARY**

	Reported Incidents	Adults Arrested	Juveniles Arrested	Total Arrested
<b>PART I CRIMES</b>				
Criminal Homicide	9	4	0	4
Rape	27	6	0	6
Robbery	227	62	5	67
Aggravated Assault	504	295	8	303
Burglary	236	42	3	45
Larceny Theft	826	60	1	61
Grand Theft Auto	592	101	4	105
Arson	20	5	0	5
<b>SUBTOTAL</b>	<b>2,441</b>	<b>575</b>	<b>21</b>	<b>596</b>
<b>PART II CRIMES</b>				
Forgery	42	5	0	5
Fraud and NSF Checks	220	18	0	18
Sex Offense, Felony	76	29	1	30
Sex Offense, Misdemeanor	51	5	0	5
Non-aggravated Assault	557	181	8	189
Weapon	241	196	23	219
Offense Against Family	142	83	0	83
Narcotic	911	1,129	4	1,133
Liquor/Tobacco	144	26	3	29
Drunk - Alcohol/Drug	61	73	0	73
Disorderly Conduct	6	7	0	7
Vagrancy/Quality of Life	0	0	0	0
Gambling	6	21	0	21
Drunk Driving - Vehicle/Boat	11	16	0	16
Vehicle/Boating	318	181	2	183
Vandalism	594	107	23	130
Warrant	7	1,789	7	1,796
Receiving Stolen Property	5	8	0	8
Federal Offense Without Money	0	2	0	2
Federal Offense With Money	4	0	0	0
Felony, Miscellaneous	98	52	3	55
Misdemeanor, Miscellaneous	402	276	9	285
<b>SUBTOTAL</b>	<b>3,896</b>	<b>4,204</b>	<b>83</b>	<b>4,287</b>
<b>NONCRIMINAL INCIDENTS</b>				
Person Missing or Found	266	0	0	0
Juvenile, Noncriminal	460	0	0	0
Commitment	1	0	0	0
Miscellaneous, Noncriminal	3,413	2	0	2
Suicide and Attempt	8	0	0	0
Mentally Ill	153	0	0	0
Accident, Traffic - Vehicle/Boat	3	0	0	0
Accident, Miscellaneous	0	0	0	0
Person Dead	68	0	0	0
<b>SUBTOTAL</b>	<b>4,372</b>	<b>2</b>	<b>0</b>	<b>2</b>
<b>CALENDAR YEAR 2019</b>	<b>10,709</b>	<b>4,781</b>	<b>104</b>	<b>4,885</b>
<b>CALENDAR YEAR 2018</b>	<b>11,222</b>	<b>4,388</b>	<b>96</b>	<b>4,484</b>
<b>% CHANGE 2018 TO 2019</b>	<b>-5</b>	<b>9</b>	<b>8</b>	<b>9</b>

LOS ANGELES COUNTY SHERIFF'S DEPARTMENT  
**2019 EAST LOS ANGELES SHERIFF'S STATION - CITY OF COMMERCE**  
**INCIDENT AND ARREST SUMMARY**

	Reported Incidents	Adults Arrested	Juveniles Arrested	Total Arrested
<b>PART I CRIMES</b>				
Criminal Homicide	1	0	0	0
Rape	5	1	0	1
Robbery	49	12	1	13
Aggravated Assault	83	39	1	40
Burglary	128	8	0	8
Larceny Theft	624	47	1	48
Grand Theft Auto	253	15	0	15
Arson	16	1	0	1
<b>SUBTOTAL</b>	<b>1,159</b>	<b>123</b>	<b>3</b>	<b>126</b>
<b>PART II CRIMES</b>				
Forgery	15	2	2	4
Fraud and NSF Checks	45	2	0	2
Sex Offense, Felony	9	6	0	6
Sex Offense, Misdemeanor	12	2	0	2
Non-aggravated Assault	91	24	1	25
Weapon	21	23	0	23
Offense Against Family	10	3	1	4
Narcotic	113	141	0	141
Liquor/Tobacco	1	0	0	0
Drunk - Alcohol/Drug	8	9	0	9
Disorderly Conduct	2	0	0	0
Vagrancy/Quality of Life	0	0	0	0
Gambling	1	1	0	1
Drunk Driving - Vehicle/Boat	9	10	0	10
Vehicle/Boating	298	41	0	41
Vandalism	156	11	0	11
Warrant	0	469	0	469
Receiving Stolen Property	2	5	0	5
Federal Offense Without Money	0	1	0	1
Federal Offense With Money	3	0	0	0
Felony, Miscellaneous	24	14	1	15
Misdemeanor, Miscellaneous	78	61	0	61
<b>SUBTOTAL</b>	<b>898</b>	<b>825</b>	<b>5</b>	<b>830</b>
<b>NONCRIMINAL INCIDENTS</b>				
Person Missing or Found	37	0	0	0
Juvenile, Noncriminal	43	0	0	0
Commitment	0	0	0	0
Miscellaneous, Noncriminal	916	1	0	1
Suicide and Attempt	4	0	0	0
Mentally Ill	35	0	0	0
Accident, Traffic - Vehicle/Boat	611	0	0	0
Accident, Miscellaneous	29	0	0	0
Person Dead	8	0	0	0
<b>SUBTOTAL</b>	<b>1,683</b>	<b>1</b>	<b>0</b>	<b>1</b>
<b>CALENDAR YEAR 2019</b>	<b>3,740</b>	<b>949</b>	<b>8</b>	<b>957</b>
<b>CALENDAR YEAR 2018</b>	<b>3,775</b>	<b>811</b>	<b>5</b>	<b>816</b>
<b>% CHANGE 2018 TO 2019</b>	<b>-1</b>	<b>17</b>	<b>60</b>	<b>17</b>



**LOS ANGELES COUNTY SHERIFF'S DEPARTMENT**  
**2019 EAST LOS ANGELES SHERIFF'S STATION - CITY OF CUDAHY**  
**INCIDENT AND ARREST SUMMARY**

	Reported Incidents	Adults Arrested	Juveniles Arrested	Total Arrested
<b>PART I CRIMES</b>				
Criminal Homicide	2	1	0	1
Rape	2	0	0	0
Robbery	29	6	0	6
Aggravated Assault	56	28	0	28
Burglary	39	1	0	1
Larceny Theft	111	6	0	6
Grand Theft Auto	64	6	0	6
Arson	3	1	0	1
<b>SUBTOTAL</b>	<b>306</b>	<b>49</b>	<b>0</b>	<b>49</b>
<b>PART II CRIMES</b>				
Forgery	1	1	0	1
Fraud and NSF Checks	18	0	0	0
Sex Offense, Felony	24	4	1	5
Sex Offense, Misdemeanor	5	1	0	1
Non-aggravated Assault	59	18	0	18
Weapon	13	9	1	10
Offense Against Family	5	3	0	3
Narcotic	71	85	1	86
Liquor/Tobacco	0	0	0	0
Drunk - Alcohol/Drug	2	2	0	2
Disorderly Conduct	1	1	0	1
Vagrancy/Quality of Life	1	0	0	0
Gambling	0	0	0	0
Drunk Driving - Vehicle/Boat	6	6	0	6
Vehicle/Boating	102	11	0	11
Vandalism	56	9	0	9
Warrant	0	277	1	278
Receiving Stolen Property	1	1	0	1
Federal Offense Without Money	0	0	0	0
Federal Offense With Money	0	0	0	0
Felony, Miscellaneous	19	5	1	6
Misdemeanor, Miscellaneous	23	24	0	24
<b>SUBTOTAL</b>	<b>407</b>	<b>457</b>	<b>5</b>	<b>462</b>
<b>NONCRIMINAL INCIDENTS</b>				
Person Missing or Found	30	0	1	1
Juvenile, Noncriminal	99	0	0	0
Commitment	0	0	0	0
Miscellaneous, Noncriminal	590	0	0	0
Suicide and Attempt	1	0	0	0
Mentally Ill	15	0	0	0
Accident, Traffic - Vehicle/Boat	155	0	0	0
Accident, Miscellaneous	0	0	0	0
Person Dead	5	0	0	0
<b>SUBTOTAL</b>	<b>895</b>	<b>0</b>	<b>1</b>	<b>1</b>
<b>CALENDAR YEAR 2019</b>	<b>1,608</b>	<b>506</b>	<b>6</b>	<b>512</b>
<b>CALENDAR YEAR 2018</b>	<b>1,513</b>	<b>440</b>	<b>16</b>	<b>456</b>
<b>% CHANGE 2018 TO 2019</b>	<b>6</b>	<b>15</b>	<b>-62</b>	<b>12</b>

LOS ANGELES COUNTY SHERIFF'S DEPARTMENT  
**2019 EAST LOS ANGELES SHERIFF'S STATION - CITY OF MAYWOOD**  
**INCIDENT AND ARREST SUMMARY**

	Reported Incidents	Adults Arrested	Juveniles Arrested	Total Arrested
<b>PART I CRIMES</b>				
Criminal Homicide	2	1	0	1
Rape	7	1	0	1
Robbery	23	9	0	9
Aggravated Assault	58	34	1	35
Burglary	60	5	0	5
Larceny Theft	143	4	1	5
Grand Theft Auto	93	7	0	7
Arson	3	1	0	1
<b>SUBTOTAL</b>	<b>389</b>	<b>62</b>	<b>2</b>	<b>64</b>
<b>PART II CRIMES</b>				
Forgery	4	1	0	1
Fraud and NSF Checks	38	2	0	2
Sex Offense, Felony	13	3	0	3
Sex Offense, Misdemeanor	11	0	0	0
Non-aggravated Assault	73	20	0	20
Weapon	18	11	5	16
Offense Against Family	13	6	0	6
Narcotic	91	104	0	104
Liquor/Tobacco	0	1	0	1
Drunk - Alcohol/Drug	7	7	0	7
Disorderly Conduct	1	0	0	0
Vagrancy/Quality of Life	0	0	0	0
Gambling	0	0	0	0
Drunk Driving - Vehicle/Boat	6	6	0	6
Vehicle/Boating	153	17	0	17
Vandalism	69	5	1	6
Warrant	0	283	1	284
Receiving Stolen Property	2	0	0	0
Federal Offense Without Money	0	1	0	1
Federal Offense With Money	1	0	0	0
Felony, Miscellaneous	10	6	0	6
Misdemeanor, Miscellaneous	22	19	0	19
<b>SUBTOTAL</b>	<b>532</b>	<b>492</b>	<b>7</b>	<b>499</b>
<b>NONCRIMINAL INCIDENTS</b>				
Person Missing or Found	20	0	0	0
Juvenile, Noncriminal	86	0	0	0
Commitment	0	0	0	0
Miscellaneous, Noncriminal	541	1	0	1
Suicide and Attempt	1	0	0	0
Mentally Ill	15	0	0	0
Accident, Traffic - Vehicle/Boat	212	0	0	0
Accident, Miscellaneous	4	0	0	0
Person Dead	5	0	0	0
<b>SUBTOTAL</b>	<b>884</b>	<b>1</b>	<b>0</b>	<b>1</b>
<b>CALENDAR YEAR 2019</b>	<b>1,805</b>	<b>555</b>	<b>9</b>	<b>564</b>
<b>CALENDAR YEAR 2018</b>	<b>1,750</b>	<b>497</b>	<b>8</b>	<b>505</b>
<b>% CHANGE 2018 TO 2019</b>	<b>3</b>	<b>12</b>	<b>12</b>	<b>12</b>

**LOS ANGELES COUNTY SHERIFF'S DEPARTMENT**  
**2019 EAST LOS ANGELES SHERIFF'S STATION - OTHER**  
**INCIDENT AND ARREST SUMMARY**

	Reported Incidents	Adults Arrested	Juveniles Arrested	Total Arrested
<b>PART I CRIMES</b>				
Criminal Homicide	0	0	0	0
Rape	0	0	0	0
Robbery	0	2	0	2
Aggravated Assault	0	4	2	6
Burglary	0	1	0	1
Larceny Theft	0	7	0	7
Grand Theft Auto	0	5	0	5
Arson	0	1	0	1
<b>SUBTOTAL</b>	<b>0</b>	<b>20</b>	<b>2</b>	<b>22</b>
<b>PART II CRIMES</b>				
Forgery	0	0	0	0
Fraud and NSF Checks	0	0	0	0
Sex Offense, Felony	0	1	0	1
Sex Offense, Misdemeanor	0	0	0	0
Non-aggravated Assault	0	4	2	6
Weapon	0	13	1	14
Offense Against Family	0	1	0	1
Narcotic	0	39	0	39
Liquor/Tobacco	0	1	0	1
Drunk - Alcohol/Drug	0	0	0	0
Disorderly Conduct	0	0	0	0
Vagrancy/Quality of Life	0	0	0	0
Gambling	0	0	0	0
Drunk Driving - Vehicle/Boat	0	33	0	33
Vehicle/Boating	0	6	0	6
Vandalism	0	2	0	2
Warrant	0	42	1	43
Receiving Stolen Property	0	1	0	1
Federal Offense Without Money	0	0	0	0
Federal Offense With Money	0	0	0	0
Felony, Miscellaneous	0	11	0	11
Misdemeanor, Miscellaneous	0	17	0	17
<b>SUBTOTAL</b>	<b>0</b>	<b>171</b>	<b>4</b>	<b>175</b>
<b>NONCRIMINAL INCIDENTS</b>				
Person Missing or Found	0	0	0	0
Juvenile, Noncriminal	0	0	0	0
Commitment	0	0	0	0
Miscellaneous, Noncriminal	0	0	0	0
Suicide and Attempt	0	0	0	0
Mentally Ill	0	0	0	0
Accident, Traffic - Vehicle/Boat	0	0	0	0
Accident, Miscellaneous	0	0	0	0
Person Dead	0	0	0	0
<b>SUBTOTAL</b>	<b>0</b>	<b>0</b>	<b>0</b>	<b>0</b>
<b>CALENDAR YEAR 2019</b>	<b>0</b>	<b>191</b>	<b>6</b>	<b>197</b>
<b>CALENDAR YEAR 2018</b>	<b>0</b>	<b>224</b>	<b>3</b>	<b>227</b>
<b>% CHANGE 2018 TO 2019</b>	<b>N/C</b>	<b>-15</b>	<b>100</b>	<b>-13</b>



**LOS ANGELES COUNTY SHERIFF'S DEPARTMENT  
2019 CENTRAL PATROL DIVISION  
MARINA DEL REY SHERIFF'S STATION PATROL AREA MAP**



**LOS ANGELES COUNTY SHERIFF'S DEPARTMENT**  
**2019 MARINA DEL REY SHERIFF'S STATION**  
**SYNOPSIS**

	Calendar Year 2018	Calendar Year 2019	Percent Change (%)	Crime Rate Per 10,000 Population	
				2018	2019

<b>TOTAL REPORTED INCIDENTS</b>	<b>3,183</b>	<b>3,247</b>	<b>2</b>		
---------------------------------	--------------	--------------	----------	--	--

<b>PART I CRIMES</b>	<b>1,019</b>	<b>896</b>	<b>-12</b>	<b>356.86</b>	<b>314.07</b>
Criminal Homicide	1	2	100	0.35	0.70
Rape	7	7	0	2.45	2.45
Robbery	27	40	48	9.46	14.02
Aggravated Assault	56	54	-4	19.61	18.93
Burglary	211	153	-27	73.89	53.63
Larceny Theft	646	570	-12	226.24	199.80
Grand Theft Auto	69	70	1	24.16	24.54
Arson	2	0	-100	0.70	0.00

<b>PART II CRIMES</b>	<b>669</b>	<b>790</b>	<b>18</b>	<b>264.84</b>	<b>276.92</b>
-----------------------	------------	------------	-----------	---------------	---------------

<b>NONCRIMINAL INCIDENTS</b>	<b>1,495</b>	<b>1,561</b>	<b>4</b>		
------------------------------	--------------	--------------	----------	--	--

<b>TOTAL ARRESTS</b>	<b>945</b>	<b>1,216</b>	<b>29</b>		
Adult Arrests	932	1,200	29		
Juvenile Arrests	13	16	23		

**PART I CRIMES STOLEN AND  
RECOVERED PROPERTY  
AMOUNT**

Stolen Property	\$3,200,875	\$4,192,689	31		
Recovered Property	\$599,958	\$2,119,252	253		
Percent Recovered (%)	19	51			

	Area in Square Miles 2019	Population 2019	Crime Rate Per 10,000 Population Part I Crimes		Percent Change (%)
			2018	2019	
<b>TOTAL AREA</b>	<b>6.32</b>	<b>28,529</b>	<b>356.86</b>	<b>314.07</b>	<b>-12</b>
Unincorporated	6.32	28,529	356.86	314.07	-12

**LOS ANGELES COUNTY SHERIFF'S DEPARTMENT**  
**2019 MARINA DEL REY SHERIFF'S STATION**  
**INCIDENT AND ARREST SUMMARY**

	Reported Incidents	Adults Arrested	Juveniles Arrested	Total Arrested
<b>PART I CRIMES</b>				
Criminal Homicide	2	0	0	0
Rape	7	1	0	1
Robbery	40	19	1	20
Aggravated Assault	54	36	4	40
Burglary	153	17	0	17
Larceny Theft	570	31	0	31
Grand Theft Auto	70	23	2	25
Arson	0	0	0	0
<b>SUBTOTAL</b>	<b>896</b>	<b>127</b>	<b>7</b>	<b>134</b>
<b>PART II CRIMES</b>				
Forgery	16	1	0	1
Fraud and NSF Checks	95	2	0	2
Sex Offense, Felony	4	2	0	2
Sex Offense, Misdemeanor	5	2	0	2
Non-aggravated Assault	103	31	1	32
Weapon	34	34	0	34
Offense Against Family	6	4	0	4
Narcotic	98	135	1	136
Liquor/Tobacco	8	0	0	0
Drunk - Alcohol/Drug	5	6	0	6
Disorderly Conduct	7	0	0	0
Vagrancy/Quality of Life	2	3	0	3
Gambling	0	0	0	0
Drunk Driving - Vehicle/Boat	2	12	0	12
Vehicle/Boating	171	192	1	193
Vandalism	116	9	3	12
Warrant	0	512	1	513
Receiving Stolen Property	2	2	0	2
Federal Offense Without Money	0	0	0	0
Federal Offense With Money	1	0	0	0
Felony, Miscellaneous	24	14	0	14
Misdemeanor, Miscellaneous	91	111	2	113
<b>SUBTOTAL</b>	<b>790</b>	<b>1,072</b>	<b>9</b>	<b>1,081</b>
<b>NONCRIMINAL INCIDENTS</b>				
Person Missing or Found	332	0	0	0
Juvenile, Noncriminal	54	0	0	0
Commitment	0	0	0	0
Miscellaneous, Noncriminal	1,064	1	0	1
Suicide and Attempt	3	0	0	0
Mentally Ill	51	0	0	0
Accident, Traffic - Vehicle/Boat	33	0	0	0
Accident, Miscellaneous	1	0	0	0
Person Dead	23	0	0	0
<b>SUBTOTAL</b>	<b>1,561</b>	<b>1</b>	<b>0</b>	<b>1</b>
<b>CALENDAR YEAR 2019</b>	<b>3,247</b>	<b>1,200</b>	<b>16</b>	<b>1,216</b>
<b>CALENDAR YEAR 2018</b>	<b>3,183</b>	<b>932</b>	<b>13</b>	<b>945</b>
<b>% CHANGE 2018 TO 2019</b>	<b>2</b>	<b>29</b>	<b>23</b>	<b>29</b>

**LOS ANGELES COUNTY SHERIFF'S DEPARTMENT**  
**2019 MARINA DEL REY SHERIFF'S STATION**  
**PART I ACTUAL OFFENSES\* CLEARED**

	Station Total	Unincorporated
<b>Criminal Homicide</b>	<b>2</b>	<b>2</b>
Number Cleared	1	1
Percent Cleared (%)	50	50
<b>Rape</b>	<b>7</b>	<b>7</b>
Number Cleared	5	5
Percent Cleared (%)	71	71
<b>Robbery</b>	<b>40</b>	<b>40</b>
Number Cleared	16	16
Percent Cleared (%)	40	40
<b>Aggravated Assault</b>	<b>53</b>	<b>53</b>
Number Cleared	49	49
Percent Cleared (%)	92	92
<b>Burglary</b>	<b>153</b>	<b>153</b>
Number Cleared	20	20
Percent Cleared (%)	13	13
<b>Larceny Theft</b>	<b>569</b>	<b>569</b>
Number Cleared	73	73
Percent Cleared (%)	13	13
<b>Grand Theft Auto</b>	<b>70</b>	<b>70</b>
Number Cleared	4	4
Percent Cleared (%)	6	6
<b>Arson</b>	<b>0</b>	<b>0</b>
Number Cleared	0	0
Percent Cleared (%)	N/C	N/C
<b>TOTAL PART I OFFENSES</b>	<b>894</b>	<b>894</b>
Number Cleared	<b>168</b>	<b>168</b>
Percent Cleared (%)	<b>19</b>	<b>19</b>

\* Actual offenses (unfounded not included)



**LOS ANGELES COUNTY SHERIFF'S DEPARTMENT  
2019 MARINA DEL REY SHERIFF'S STATION  
COMPARISON OF INCIDENTS BY CITY/AREA**

	Unincorporated	Other	Total
<b>PART I CRIMES</b>			
Criminal Homicide	2	0	2
Rape	7	0	7
Robbery	40	0	40
Aggravated Assault	54	0	54
Burglary	153	0	153
Larceny Theft	570	0	570
Grand Theft Auto	70	0	70
Arson	0	0	0
<b>SUBTOTAL</b>	<b>896</b>	<b>0</b>	<b>896</b>
<b>PART II CRIMES</b>			
Forgery	16	0	16
Fraud and NSF Checks	95	0	95
Sex Offense, Felony	4	0	4
Sex Offense, Misdemeanor	5	0	5
Non-aggravated Assault	103	0	103
Weapon	34	0	34
Offense Against Family	6	0	6
Narcotic	98	0	98
Liquor/Tobacco	8	0	8
Drunk - Alcohol/Drug	5	0	5
Disorderly Conduct	7	0	7
Vagrancy/Quality of Life	2	0	2
Gambling	0	0	0
Drunk Driving - Vehicle/Boat	2	0	2
Vehicle/Boating	171	0	171
Vandalism	116	0	116
Warrant	0	0	0
Receiving Stolen Property	2	0	2
Federal Offense Without Money	0	0	0
Federal Offense With Money	1	0	1
Felony, Miscellaneous	24	0	24
Misdemeanor, Miscellaneous	91	0	91
<b>SUBTOTAL</b>	<b>790</b>	<b>0</b>	<b>790</b>
<b>NONCRIMINAL INCIDENTS</b>			
Person Missing or Found	332	0	332
Juvenile, Noncriminal	54	0	54
Commitment	0	0	0
Miscellaneous, Noncriminal	1,064	0	1,064
Suicide and Attempt	3	0	3
Mentally Ill	51	0	51
Accident, Traffic - Vehicle/Boat	33	0	33
Accident, Miscellaneous	1	0	1
Person Dead	23	0	23
<b>SUBTOTAL</b>	<b>1,561</b>	<b>0</b>	<b>1,561</b>
<b>CALENDAR YEAR 2019</b>	<b>3,247</b>	<b>0</b>	<b>3,247</b>
<b>CALENDAR YEAR 2018</b>	<b>3,183</b>	<b>0</b>	<b>3,183</b>
<b>% CHANGE 2018 TO 2019</b>	<b>2</b>	<b>N/C</b>	<b>2</b>

**LOS ANGELES COUNTY SHERIFF'S DEPARTMENT**  
**2019 MARINA DEL REY SHERIFF'S STATION**  
**COMPARISON OF ARRESTS BY CITY/AREA**

	Unincorporated	Other	Total
<b>PART I CRIMES</b>			
Criminal Homicide	0	0	0
Rape	1	0	1
Robbery	19	1	20
Aggravated Assault	39	1	40
Burglary	17	0	17
Larceny Theft	28	3	31
Grand Theft Auto	23	2	25
Arson	0	0	0
<b>SUBTOTAL</b>	<b>127</b>	<b>7</b>	<b>134</b>
<b>PART II CRIMES</b>			
Forgery	1	0	1
Fraud and NSF Checks	2	0	2
Sex Offense, Felony	0	2	2
Sex Offense, Misdemeanor	2	0	2
Non-aggravated Assault	30	2	32
Weapon	34	0	34
Offense Against Family	4	0	4
Narcotic	132	4	136
Liquor/Tobacco	0	0	0
Drunk - Alcohol/Drug	6	0	6
Disorderly Conduct	0	0	0
Vagrancy/Quality of Life	3	0	3
Gambling	0	0	0
Drunk Driving - Vehicle/Boat	7	5	12
Vehicle/Boating	193	0	193
Vandalism	12	0	12
Warrant	505	8	513
Receiving Stolen Property	2	0	2
Federal Offense Without Money	0	0	0
Federal Offense With Money	0	0	0
Felony, Miscellaneous	13	1	14
Misdemeanor, Miscellaneous	111	2	113
<b>SUBTOTAL</b>	<b>1,057</b>	<b>24</b>	<b>1,081</b>
<b>NONCRIMINAL INCIDENTS</b>			
Person Missing or Found	0	0	0
Juvenile, Noncriminal	0	0	0
Commitment	0	0	0
Miscellaneous, Noncriminal	1	0	1
Suicide and Attempt	0	0	0
Mentally Ill	0	0	0
Accident, Traffic - Vehicle/Boat	0	0	0
Accident, Miscellaneous	0	0	0
Person Dead	0	0	0
<b>SUBTOTAL</b>	<b>1</b>	<b>0</b>	<b>1</b>
<b>CALENDAR YEAR 2019</b>	<b>1,185</b>	<b>31</b>	<b>1,216</b>
<b>CALENDAR YEAR 2018</b>	<b>929</b>	<b>16</b>	<b>945</b>
<b>% CHANGE 2018 TO 2019</b>	<b>28</b>	<b>94</b>	<b>29</b>

LOS ANGELES COUNTY SHERIFF'S DEPARTMENT  
**2019 MARINA DEL REY SHERIFF'S STATION**  
**COMPARISON OF ADULT ARRESTS BY CITY/AREA**

	Unincorporated	Other	Total
<b>PART I CRIMES</b>			
Criminal Homicide	0	0	0
Rape	1	0	1
Robbery	18	1	19
Aggravated Assault	35	1	36
Burglary	17	0	17
Larceny Theft	28	3	31
Grand Theft Auto	21	2	23
Arson	0	0	0
<b>SUBTOTAL</b>	<b>120</b>	<b>7</b>	<b>127</b>
<b>PART II CRIMES</b>			
Forgery	1	0	1
Fraud and NSF Checks	2	0	2
Sex Offense, Felony	0	2	2
Sex Offense, Misdemeanor	2	0	2
Non-aggravated Assault	29	2	31
Weapon	34	0	34
Offense Against Family	4	0	4
Narcotic	131	4	135
Liquor/Tobacco	0	0	0
Drunk - Alcohol/Drug	6	0	6
Disorderly Conduct	0	0	0
Vagrancy/Quality of Life	3	0	3
Gambling	0	0	0
Drunk Driving - Vehicle/Boat	7	5	12
Vehicle/Boating	192	0	192
Vandalism	9	0	9
Warrant	504	8	512
Receiving Stolen Property	2	0	2
Federal Offense Without Money	0	0	0
Federal Offense With Money	0	0	0
Felony, Miscellaneous	13	1	14
Misdemeanor, Miscellaneous	109	2	111
<b>SUBTOTAL</b>	<b>1,048</b>	<b>24</b>	<b>1,072</b>
<b>NONCRIMINAL INCIDENTS</b>			
Person Missing or Found	0	0	0
Juvenile, Noncriminal	0	0	0
Commitment	0	0	0
Miscellaneous, Noncriminal	1	0	1
Suicide and Attempt	0	0	0
Mentally Ill	0	0	0
Accident, Traffic - Vehicle/Boat	0	0	0
Accident, Miscellaneous	0	0	0
Person Dead	0	0	0
<b>SUBTOTAL</b>	<b>1</b>	<b>0</b>	<b>1</b>
<b>CALENDAR YEAR 2019</b>	<b>1,169</b>	<b>31</b>	<b>1,200</b>
<b>CALENDAR YEAR 2018</b>	<b>916</b>	<b>16</b>	<b>932</b>
<b>% CHANGE 2018 TO 2019</b>	<b>28</b>	<b>94</b>	<b>29</b>

LOS ANGELES COUNTY SHERIFF'S DEPARTMENT  
**2019 MARINA DEL REY SHERIFF'S STATION**  
**COMPARISON OF JUVENILE ARRESTS BY CITY/AREA**

	Unincorporated	Other	Total
<b>PART I CRIMES</b>			
Criminal Homicide	0	0	0
Rape	0	0	0
Robbery	1	0	1
Aggravated Assault	4	0	4
Burglary	0	0	0
Larceny Theft	0	0	0
Grand Theft Auto	2	0	2
Arson	0	0	0
<b>SUBTOTAL</b>	<b>7</b>	<b>0</b>	<b>7</b>
<b>PART II CRIMES</b>			
Forgery	0	0	0
Fraud and NSF Checks	0	0	0
Sex Offense, Felony	0	0	0
Sex Offense, Misdemeanor	0	0	0
Non-aggravated Assault	1	0	1
Weapon	0	0	0
Offense Against Family	0	0	0
Narcotic	1	0	1
Liquor/Tobacco	0	0	0
Drunk - Alcohol/Drug	0	0	0
Disorderly Conduct	0	0	0
Vagrancy/Quality of Life	0	0	0
Gambling	0	0	0
Drunk Driving - Vehicle/Boat	0	0	0
Vehicle/Boating	1	0	1
Vandalism	3	0	3
Warrant	1	0	1
Receiving Stolen Property	0	0	0
Federal Offense Without Money	0	0	0
Federal Offense With Money	0	0	0
Felony, Miscellaneous	0	0	0
Misdemeanor, Miscellaneous	2	0	2
<b>SUBTOTAL</b>	<b>9</b>	<b>0</b>	<b>9</b>
<b>NONCRIMINAL INCIDENTS</b>			
Person Missing or Found	0	0	0
Juvenile, Noncriminal	0	0	0
Commitment	0	0	0
Miscellaneous, Noncriminal	0	0	0
Suicide and Attempt	0	0	0
Mentally Ill	0	0	0
Accident, Traffic - Vehicle/Boat	0	0	0
Accident, Miscellaneous	0	0	0
Person Dead	0	0	0
<b>SUBTOTAL</b>	<b>0</b>	<b>0</b>	<b>0</b>
<b>CALENDAR YEAR 2019</b>	<b>16</b>	<b>0</b>	<b>16</b>
<b>CALENDAR YEAR 2018</b>	<b>13</b>	<b>0</b>	<b>13</b>
<b>% CHANGE 2018 TO 2019</b>	<b>23</b>	<b>N/C</b>	<b>23</b>

**LOS ANGELES COUNTY SHERIFF'S DEPARTMENT**  
**2019 MARINA DEL REY SHERIFF'S STATION**  
**MALE ADULT ARRESTS BY AGE**

	18	19	20	21	22	23	24
<b>PART I CRIMES</b>							
Criminal Homicide	0	0	0	0	0	0	0
Rape	0	0	0	0	0	0	0
Robbery	1	0	1	0	3	1	2
Aggravated Assault	0	0	0	0	1	2	1
Burglary	1	0	1	0	2	0	1
Larceny Theft	0	0	0	1	1	1	0
Grand Theft Auto	1	0	2	1	0	1	1
Arson	0	0	0	0	0	0	0
<b>SUBTOTAL</b>	<b>3</b>	<b>0</b>	<b>4</b>	<b>2</b>	<b>7</b>	<b>5</b>	<b>5</b>
<b>PART II CRIMES</b>							
Forgery	0	0	0	0	0	0	0
Fraud and NSF Checks	0	0	0	0	0	1	0
Sex Offense, Felony	1	0	0	0	0	0	0
Sex Offense, Misdemeanor	0	0	0	0	0	0	0
Non-aggravated Assault	0	0	2	0	0	1	0
Weapon	0	0	0	1	2	1	2
Offense Against Family	0	0	0	0	0	1	0
Narcotic	0	1	2	2	1	0	3
Liquor/Tobacco	0	0	0	0	0	0	0
Drunk - Alcohol/Drug	0	0	0	0	0	0	0
Disorderly Conduct	0	0	0	0	0	0	0
Vagrancy/Quality of Life	0	0	0	0	0	0	0
Gambling	0	0	0	0	0	0	0
Drunk Driving - Vehicle/Boat	0	0	0	1	0	0	1
Vehicle/Boating	2	5	2	3	6	5	7
Vandalism	1	0	0	0	0	0	0
Warrant	0	0	3	3	3	7	11
Receiving Stolen Property	0	0	0	0	0	0	0
Federal Offense Without Money	0	0	0	0	0	0	0
Federal Offense With Money	0	0	0	0	0	0	0
Felony, Miscellaneous	0	0	1	1	0	1	0
Misdemeanor, Miscellaneous	0	0	1	1	1	0	2
<b>SUBTOTAL</b>	<b>4</b>	<b>6</b>	<b>11</b>	<b>12</b>	<b>13</b>	<b>17</b>	<b>26</b>
<b>NONCRIMINAL INCIDENTS</b>							
Person Missing or Found	0	0	0	0	0	0	0
Juvenile, Noncriminal	0	0	0	0	0	0	0
Commitment	0	0	0	0	0	0	0
Miscellaneous, Noncriminal	0	0	0	0	0	0	0
Suicide and Attempt	0	0	0	0	0	0	0
Mentally Ill	0	0	0	0	0	0	0
Accident, Traffic - Vehicle/Boat	0	0	0	0	0	0	0
Accident, Miscellaneous	0	0	0	0	0	0	0
Person Dead	0	0	0	0	0	0	0
<b>SUBTOTAL</b>	<b>0</b>	<b>0</b>	<b>0</b>	<b>0</b>	<b>0</b>	<b>0</b>	<b>0</b>
<b>GRAND TOTAL</b>	<b>7</b>	<b>6</b>	<b>15</b>	<b>14</b>	<b>20</b>	<b>22</b>	<b>31</b>

**LOS ANGELES COUNTY SHERIFF'S DEPARTMENT**  
**2019 MARINA DEL REY SHERIFF'S STATION**  
**MALE ADULT ARRESTS BY AGE**

	25-29	30-34	35-39	40-44	45-49	50+	Total
<b>PART I CRIMES</b>							
Criminal Homicide	0	0	0	0	0	0	0
Rape	1	0	0	0	0	0	1
Robbery	2	3	1	1	0	1	16
Aggravated Assault	3	3	4	3	6	7	30
Burglary	5	2	1	0	1	1	15
Larceny Theft	2	4	2	6	3	7	27
Grand Theft Auto	4	2	1	3	1	2	19
Arson	0	0	0	0	0	0	0
<b>SUBTOTAL</b>	<b>17</b>	<b>14</b>	<b>9</b>	<b>13</b>	<b>11</b>	<b>18</b>	<b>108</b>
<b>PART II CRIMES</b>							
Forgery	0	0	0	0	0	0	0
Fraud and NSF Checks	0	0	0	1	0	0	2
Sex Offense, Felony	0	0	0	1	0	0	2
Sex Offense, Misdemeanor	0	1	1	0	0	0	2
Non-aggravated Assault	5	7	1	2	0	6	24
Weapon	7	2	7	3	1	6	32
Offense Against Family	0	0	0	0	0	1	2
Narcotic	12	25	20	13	8	25	112
Liquor/Tobacco	0	0	0	0	0	0	0
Drunk - Alcohol/Drug	1	2	1	1	0	0	5
Disorderly Conduct	0	0	0	0	0	0	0
Vagrancy/Quality of Life	0	2	0	0	1	0	3
Gambling	0	0	0	0	0	0	0
Drunk Driving - Vehicle/Boat	0	1	2	2	1	2	10
Vehicle/Boating	29	26	21	12	8	24	150
Vandalism	0	1	1	0	1	1	5
Warrant	55	70	47	49	48	100	396
Receiving Stolen Property	1	1	0	0	0	0	2
Federal Offense Without Money	0	0	0	0	0	0	0
Federal Offense With Money	0	0	0	0	0	0	0
Felony, Miscellaneous	2	0	2	1	2	2	12
Misdemeanor, Miscellaneous	11	6	9	13	11	35	90
<b>SUBTOTAL</b>	<b>123</b>	<b>144</b>	<b>112</b>	<b>98</b>	<b>81</b>	<b>202</b>	<b>849</b>
<b>NONCRIMINAL INCIDENTS</b>							
Person Missing or Found	0	0	0	0	0	0	0
Juvenile, Noncriminal	0	0	0	0	0	0	0
Commitment	0	0	0	0	0	0	0
Miscellaneous, Noncriminal	0	0	0	0	0	0	0
Suicide and Attempt	0	0	0	0	0	0	0
Mentally Ill	0	0	0	0	0	0	0
Accident, Traffic - Vehicle/Boat	0	0	0	0	0	0	0
Accident, Miscellaneous	0	0	0	0	0	0	0
Person Dead	0	0	0	0	0	0	0
<b>SUBTOTAL</b>	<b>0</b>	<b>0</b>	<b>0</b>	<b>0</b>	<b>0</b>	<b>0</b>	<b>0</b>
<b>GRAND TOTAL</b>	<b>140</b>	<b>158</b>	<b>121</b>	<b>111</b>	<b>92</b>	<b>220</b>	<b>957</b>

**LOS ANGELES COUNTY SHERIFF'S DEPARTMENT**  
**2019 MARINA DEL REY SHERIFF'S STATION**  
**MALE JUVENILE ARRESTS BY AGE**

	0-10	11-12	13-14	15	16	17	Total
<b>PART I CRIMES</b>							
Criminal Homicide	0	0	0	0	0	0	0
Rape	0	0	0	0	0	0	0
Robbery	0	0	0	0	1	0	1
Aggravated Assault	0	0	2	1	1	0	4
Burglary	0	0	0	0	0	0	0
Larceny Theft	0	0	0	0	0	0	0
Grand Theft Auto	0	0	0	0	0	2	2
Arson	0	0	0	0	0	0	0
<b>SUBTOTAL</b>	<b>0</b>	<b>0</b>	<b>2</b>	<b>1</b>	<b>2</b>	<b>2</b>	<b>7</b>
<b>PART II CRIMES</b>							
Forgery	0	0	0	0	0	0	0
Fraud and NSF Checks	0	0	0	0	0	0	0
Sex Offense, Felony	0	0	0	0	0	0	0
Sex Offense, Misdemeanor	0	0	0	0	0	0	0
Non-aggravated Assault	0	0	0	0	0	0	0
Weapon	0	0	0	0	0	0	0
Offense Against Family	0	0	0	0	0	0	0
Narcotic	0	0	0	0	0	1	1
Liquor/Tobacco	0	0	0	0	0	0	0
Drunk - Alcohol/Drug	0	0	0	0	0	0	0
Disorderly Conduct	0	0	0	0	0	0	0
Vagrancy/Quality of Life	0	0	0	0	0	0	0
Gambling	0	0	0	0	0	0	0
Drunk Driving - Vehicle/Boat	0	0	0	0	0	0	0
Vehicle/Boating	0	0	0	0	1	0	1
Vandalism	0	0	3	0	0	0	3
Warrant	0	0	0	1	0	0	1
Receiving Stolen Property	0	0	0	0	0	0	0
Federal Offense Without Money	0	0	0	0	0	0	0
Federal Offense With Money	0	0	0	0	0	0	0
Felony, Miscellaneous	0	0	0	0	0	0	0
Misdemeanor, Miscellaneous	0	0	0	0	0	1	1
<b>SUBTOTAL</b>	<b>0</b>	<b>0</b>	<b>3</b>	<b>1</b>	<b>1</b>	<b>2</b>	<b>7</b>
<b>NONCRIMINAL INCIDENTS</b>							
Person Missing or Found	0	0	0	0	0	0	0
Juvenile, Noncriminal	0	0	0	0	0	0	0
Commitment	0	0	0	0	0	0	0
Miscellaneous, Noncriminal	0	0	0	0	0	0	0
Suicide and Attempt	0	0	0	0	0	0	0
Mentally Ill	0	0	0	0	0	0	0
Accident, Traffic - Vehicle/Boat	0	0	0	0	0	0	0
Accident, Miscellaneous	0	0	0	0	0	0	0
Person Dead	0	0	0	0	0	0	0
<b>SUBTOTAL</b>	<b>0</b>	<b>0</b>	<b>0</b>	<b>0</b>	<b>0</b>	<b>0</b>	<b>0</b>
<b>GRAND TOTAL</b>	<b>0</b>	<b>0</b>	<b>5</b>	<b>2</b>	<b>3</b>	<b>4</b>	<b>14</b>



**LOS ANGELES COUNTY SHERIFF'S DEPARTMENT**  
**2019 MARINA DEL REY SHERIFF'S STATION**  
**FEMALE ADULT ARRESTS BY AGE**

	18	19	20	21	22	23	24
<b>PART I CRIMES</b>							
Criminal Homicide	0	0	0	0	0	0	0
Rape	0	0	0	0	0	0	0
Robbery	0	0	0	2	1	0	0
Aggravated Assault	0	0	0	0	0	1	0
Burglary	0	0	0	0	0	0	0
Larceny Theft	0	0	0	0	0	0	0
Grand Theft Auto	0	0	0	0	0	0	1
Arson	0	0	0	0	0	0	0
<b>SUBTOTAL</b>	<b>0</b>	<b>0</b>	<b>0</b>	<b>2</b>	<b>1</b>	<b>1</b>	<b>1</b>
<b>PART II CRIMES</b>							
Forgery	0	0	0	0	0	0	0
Fraud and NSF Checks	0	0	0	0	0	0	0
Sex Offense, Felony	0	0	0	0	0	0	0
Sex Offense, Misdemeanor	0	0	0	0	0	0	0
Non-aggravated Assault	0	0	0	0	0	1	0
Weapon	0	0	1	0	0	0	0
Offense Against Family	0	0	0	0	0	0	0
Narcotic	0	0	1	0	1	2	1
Liquor/Tobacco	0	0	0	0	0	0	0
Drunk - Alcohol/Drug	0	0	0	0	0	0	0
Disorderly Conduct	0	0	0	0	0	0	0
Vagrancy/Quality of Life	0	0	0	0	0	0	0
Gambling	0	0	0	0	0	0	0
Drunk Driving - Vehicle/Boat	0	0	0	0	0	0	0
Vehicle/Boating	0	2	1	2	1	4	0
Vandalism	0	0	0	0	0	0	0
Warrant	1	2	2	1	1	1	3
Receiving Stolen Property	0	0	0	0	0	0	0
Federal Offense Without Money	0	0	0	0	0	0	0
Federal Offense With Money	0	0	0	0	0	0	0
Felony, Miscellaneous	0	0	0	0	0	0	0
Misdemeanor, Miscellaneous	0	0	1	0	0	2	0
<b>SUBTOTAL</b>	<b>1</b>	<b>4</b>	<b>6</b>	<b>3</b>	<b>3</b>	<b>10</b>	<b>4</b>
<b>NONCRIMINAL INCIDENTS</b>							
Person Missing or Found	0	0	0	0	0	0	0
Juvenile, Noncriminal	0	0	0	0	0	0	0
Commitment	0	0	0	0	0	0	0
Miscellaneous, Noncriminal	0	0	0	0	0	0	0
Suicide and Attempt	0	0	0	0	0	0	0
Mentally Ill	0	0	0	0	0	0	0
Accident, Traffic - Vehicle/Boat	0	0	0	0	0	0	0
Accident, Miscellaneous	0	0	0	0	0	0	0
Person Dead	0	0	0	0	0	0	0
<b>SUBTOTAL</b>	<b>0</b>	<b>0</b>	<b>0</b>	<b>0</b>	<b>0</b>	<b>0</b>	<b>0</b>
<b>GRAND TOTAL</b>	<b>1</b>	<b>4</b>	<b>6</b>	<b>5</b>	<b>4</b>	<b>11</b>	<b>5</b>

**LOS ANGELES COUNTY SHERIFF'S DEPARTMENT**  
**2019 MARINA DEL REY SHERIFF'S STATION**  
**FEMALE ADULT ARRESTS BY AGE**

	25-29	30-34	35-39	40-44	45-49	50+	Total
<b>PART I CRIMES</b>							
Criminal Homicide	0	0	0	0	0	0	0
Rape	0	0	0	0	0	0	0
Robbery	0	0	0	0	0	0	3
Aggravated Assault	3	1	0	0	0	1	6
Burglary	0	1	0	0	1	0	2
Larceny Theft	0	3	0	0	0	1	4
Grand Theft Auto	1	1	0	0	1	0	4
Arson	0	0	0	0	0	0	0
<b>SUBTOTAL</b>	<b>4</b>	<b>6</b>	<b>0</b>	<b>0</b>	<b>2</b>	<b>2</b>	<b>19</b>
<b>PART II CRIMES</b>							
Forgery	0	0	1	0	0	0	1
Fraud and NSF Checks	0	0	0	0	0	0	0
Sex Offense, Felony	0	0	0	0	0	0	0
Sex Offense, Misdemeanor	0	0	0	0	0	0	0
Non-aggravated Assault	0	3	0	1	0	2	7
Weapon	0	0	1	0	0	0	2
Offense Against Family	1	0	0	0	1	0	2
Narcotic	2	1	6	3	2	4	23
Liquor/Tobacco	0	0	0	0	0	0	0
Drunk - Alcohol/Drug	0	0	1	0	0	0	1
Disorderly Conduct	0	0	0	0	0	0	0
Vagrancy/Quality of Life	0	0	0	0	0	0	0
Gambling	0	0	0	0	0	0	0
Drunk Driving - Vehicle/Boat	1	0	0	0	1	0	2
Vehicle/Boating	9	10	5	0	3	5	42
Vandalism	2	0	1	0	0	1	4
Warrant	30	22	20	10	13	10	116
Receiving Stolen Property	0	0	0	0	0	0	0
Federal Offense Without Money	0	0	0	0	0	0	0
Federal Offense With Money	0	0	0	0	0	0	0
Felony, Miscellaneous	1	0	1	0	0	0	2
Misdemeanor, Miscellaneous	3	2	5	1	1	6	21
<b>SUBTOTAL</b>	<b>49</b>	<b>38</b>	<b>41</b>	<b>15</b>	<b>21</b>	<b>28</b>	<b>223</b>
<b>NONCRIMINAL INCIDENTS</b>							
Person Missing or Found	0	0	0	0	0	0	0
Juvenile, Noncriminal	0	0	0	0	0	0	0
Commitment	0	0	0	0	0	0	0
Miscellaneous, Noncriminal	0	0	0	0	1	0	1
Suicide and Attempt	0	0	0	0	0	0	0
Mentally Ill	0	0	0	0	0	0	0
Accident, Traffic - Vehicle/Boat	0	0	0	0	0	0	0
Accident, Miscellaneous	0	0	0	0	0	0	0
Person Dead	0	0	0	0	0	0	0
<b>SUBTOTAL</b>	<b>0</b>	<b>0</b>	<b>0</b>	<b>0</b>	<b>1</b>	<b>0</b>	<b>1</b>
<b>GRAND TOTAL</b>	<b>53</b>	<b>44</b>	<b>41</b>	<b>15</b>	<b>24</b>	<b>30</b>	<b>243</b>

**LOS ANGELES COUNTY SHERIFF'S DEPARTMENT**  
**2019 MARINA DEL REY SHERIFF'S STATION**  
**FEMALE JUVENILE ARRESTS BY AGE**

	0-10	11-12	13-14	15	16	17	Total
<b>PART I CRIMES</b>							
Criminal Homicide	0	0	0	0	0	0	0
Rape	0	0	0	0	0	0	0
Robbery	0	0	0	0	0	0	0
Aggravated Assault	0	0	0	0	0	0	0
Burglary	0	0	0	0	0	0	0
Larceny Theft	0	0	0	0	0	0	0
Grand Theft Auto	0	0	0	0	0	0	0
Arson	0	0	0	0	0	0	0
<b>SUBTOTAL</b>	<b>0</b>	<b>0</b>	<b>0</b>	<b>0</b>	<b>0</b>	<b>0</b>	<b>0</b>
<b>PART II CRIMES</b>							
Forgery	0	0	0	0	0	0	0
Fraud and NSF Checks	0	0	0	0	0	0	0
Sex Offense, Felony	0	0	0	0	0	0	0
Sex Offense, Misdemeanor	0	0	0	0	0	0	0
Non-aggravated Assault	0	0	0	0	1	0	1
Weapon	0	0	0	0	0	0	0
Offense Against Family	0	0	0	0	0	0	0
Narcotic	0	0	0	0	0	0	0
Liquor/Tobacco	0	0	0	0	0	0	0
Drunk - Alcohol/Drug	0	0	0	0	0	0	0
Disorderly Conduct	0	0	0	0	0	0	0
Vagrancy/Quality of Life	0	0	0	0	0	0	0
Gambling	0	0	0	0	0	0	0
Drunk Driving - Vehicle/Boat	0	0	0	0	0	0	0
Vehicle/Boating	0	0	0	0	0	0	0
Vandalism	0	0	0	0	0	0	0
Warrant	0	0	0	0	0	0	0
Receiving Stolen Property	0	0	0	0	0	0	0
Federal Offense Without Money	0	0	0	0	0	0	0
Federal Offense With Money	0	0	0	0	0	0	0
Felony, Miscellaneous	0	0	0	0	0	0	0
Misdemeanor, Miscellaneous	0	0	0	0	0	1	1
<b>SUBTOTAL</b>	<b>0</b>	<b>0</b>	<b>0</b>	<b>0</b>	<b>1</b>	<b>1</b>	<b>2</b>
<b>NONCRIMINAL INCIDENTS</b>							
Person Missing or Found	0	0	0	0	0	0	0
Juvenile, Noncriminal	0	0	0	0	0	0	0
Commitment	0	0	0	0	0	0	0
Miscellaneous, Noncriminal	0	0	0	0	0	0	0
Suicide and Attempt	0	0	0	0	0	0	0
Mentally Ill	0	0	0	0	0	0	0
Accident, Traffic - Vehicle/Boat	0	0	0	0	0	0	0
Accident, Miscellaneous	0	0	0	0	0	0	0
Person Dead	0	0	0	0	0	0	0
<b>SUBTOTAL</b>	<b>0</b>	<b>0</b>	<b>0</b>	<b>0</b>	<b>0</b>	<b>0</b>	<b>0</b>
<b>GRAND TOTAL</b>	<b>0</b>	<b>0</b>	<b>0</b>	<b>0</b>	<b>1</b>	<b>1</b>	<b>2</b>

**LOS ANGELES COUNTY SHERIFF'S DEPARTMENT**  
**2019 MARINA DEL REY SHERIFF'S STATION - UNINCORPORATED AREA**  
**INCIDENT AND ARREST SUMMARY**

	Reported Incidents	Adults Arrested	Juveniles Arrested	Total Arrested
<b>PART I CRIMES</b>				
Criminal Homicide	2	0	0	0
Rape	7	1	0	1
Robbery	40	18	1	19
Aggravated Assault	54	35	4	39
Burglary	153	17	0	17
Larceny Theft	570	28	0	28
Grand Theft Auto	70	21	2	23
Arson	0	0	0	0
<b>SUBTOTAL</b>	<b>896</b>	<b>120</b>	<b>7</b>	<b>127</b>
<b>PART II CRIMES</b>				
Forgery	16	1	0	1
Fraud and NSF Checks	95	2	0	2
Sex Offense, Felony	4	0	0	0
Sex Offense, Misdemeanor	5	2	0	2
Non-aggravated Assault	103	29	1	30
Weapon	34	34	0	34
Offense Against Family	6	4	0	4
Narcotic	98	131	1	132
Liquor/Tobacco	8	0	0	0
Drunk - Alcohol/Drug	5	6	0	6
Disorderly Conduct	7	0	0	0
Vagrancy/Quality of Life	2	3	0	3
Gambling	0	0	0	0
Drunk Driving - Vehicle/Boat	2	7	0	7
Vehicle/Boating	171	192	1	193
Vandalism	116	9	3	12
Warrant	0	504	1	505
Receiving Stolen Property	2	2	0	2
Federal Offense Without Money	0	0	0	0
Federal Offense With Money	1	0	0	0
Felony, Miscellaneous	24	13	0	13
Misdemeanor, Miscellaneous	91	109	2	111
<b>SUBTOTAL</b>	<b>790</b>	<b>1,048</b>	<b>9</b>	<b>1,057</b>
<b>NONCRIMINAL INCIDENTS</b>				
Person Missing or Found	332	0	0	0
Juvenile, Noncriminal	54	0	0	0
Commitment	0	0	0	0
Miscellaneous, Noncriminal	1,064	1	0	1
Suicide and Attempt	3	0	0	0
Mentally Ill	51	0	0	0
Accident, Traffic - Vehicle/Boat	33	0	0	0
Accident, Miscellaneous	1	0	0	0
Person Dead	23	0	0	0
<b>SUBTOTAL</b>	<b>1,561</b>	<b>1</b>	<b>0</b>	<b>1</b>
<b>CALENDAR YEAR 2019</b>	<b>3,247</b>	<b>1,169</b>	<b>16</b>	<b>1,185</b>
<b>CALENDAR YEAR 2018</b>	<b>3,183</b>	<b>916</b>	<b>13</b>	<b>929</b>
<b>% CHANGE 2018 TO 2019</b>	<b>2</b>	<b>28</b>	<b>23</b>	<b>28</b>

**LOS ANGELES COUNTY SHERIFF'S DEPARTMENT**  
**2019 MARINA DEL REY SHERIFF'S STATION - OTHER**  
**INCIDENT AND ARREST SUMMARY**

	Reported Incidents	Adults Arrested	Juveniles Arrested	Total Arrested
<b>PART I CRIMES</b>				
Criminal Homicide	0	0	0	0
Rape	0	0	0	0
Robbery	0	1	0	1
Aggravated Assault	0	1	0	1
Burglary	0	0	0	0
Larceny Theft	0	3	0	3
Grand Theft Auto	0	2	0	2
Arson	0	0	0	0
<b>SUBTOTAL</b>	<b>0</b>	<b>7</b>	<b>0</b>	<b>7</b>
<b>PART II CRIMES</b>				
Forgery	0	0	0	0
Fraud and NSF Checks	0	0	0	0
Sex Offense, Felony	0	2	0	2
Sex Offense, Misdemeanor	0	0	0	0
Non-aggravated Assault	0	2	0	2
Weapon	0	0	0	0
Offense Against Family	0	0	0	0
Narcotic	0	4	0	4
Liquor/Tobacco	0	0	0	0
Drunk - Alcohol/Drug	0	0	0	0
Disorderly Conduct	0	0	0	0
Vagrancy/Quality of Life	0	0	0	0
Gambling	0	0	0	0
Drunk Driving - Vehicle/Boat	0	5	0	5
Vehicle/Boating	0	0	0	0
Vandalism	0	0	0	0
Warrant	0	8	0	8
Receiving Stolen Property	0	0	0	0
Federal Offense Without Money	0	0	0	0
Federal Offense With Money	0	0	0	0
Felony, Miscellaneous	0	1	0	1
Misdemeanor, Miscellaneous	0	2	0	2
<b>SUBTOTAL</b>	<b>0</b>	<b>24</b>	<b>0</b>	<b>24</b>
<b>NONCRIMINAL INCIDENTS</b>				
Person Missing or Found	0	0	0	0
Juvenile, Noncriminal	0	0	0	0
Commitment	0	0	0	0
Miscellaneous, Noncriminal	0	0	0	0
Suicide and Attempt	0	0	0	0
Mentally Ill	0	0	0	0
Accident, Traffic - Vehicle/Boat	0	0	0	0
Accident, Miscellaneous	0	0	0	0
Person Dead	0	0	0	0
<b>SUBTOTAL</b>	<b>0</b>	<b>0</b>	<b>0</b>	<b>0</b>
<b>CALENDAR YEAR 2019</b>	<b>0</b>	<b>31</b>	<b>0</b>	<b>31</b>
<b>CALENDAR YEAR 2018</b>	<b>0</b>	<b>16</b>	<b>0</b>	<b>16</b>
<b>% CHANGE 2018 TO 2019</b>	<b>N/C</b>	<b>94</b>	<b>N/C</b>	<b>94</b>



The map displays the geographical layout of Los Angeles County, with a focus on the southwestern region. The City of Lawndale is highlighted in blue, while the surrounding unincorporated areas are shown in yellow. A legend in the bottom right corner identifies these areas: a yellow circle for 'Unincorporated Area' and a blue circle for 'City of Lawndale'. The map also includes a small inset map of the Los Angeles County coastline, showing the city's location relative to the surrounding water bodies. The Los Angeles County Sheriff's Office logo is visible in the bottom left corner.

LOS ANGELES COUNTY SHERIFF'S DEPARTMENT  
**2019 SOUTH LOS ANGELES SHERIFF'S STATION**  
**SYNOPSIS**

	Calendar Year 2018	Calendar Year 2019	Percent Change (%)	Crime Rate Per 10,000 Population	
				2018	2019

<b>TOTAL REPORTED INCIDENTS</b>	<b>9,812</b>	<b>11,141</b>	<b>14</b>		
---------------------------------	--------------	---------------	-----------	--	--

<b>PART I CRIMES</b>	<b>2,554</b>	<b>2,650</b>	<b>4</b>	<b>212.04</b>	<b>220.59</b>
Criminal Homicide	14	17	21	1.16	1.42
Rape	38	38	0	3.15	3.16
Robbery	243	283	16	20.17	23.56
Aggravated Assault	612	610	0	50.81	50.78
Burglary	367	319	-13	30.47	26.55
Larceny Theft	797	859	8	66.17	71.51
Grand Theft Auto	462	493	7	38.36	41.04
Arson	21	31	48	1.74	2.58

<b>PART II CRIMES</b>	<b>3,297</b>	<b>4,349</b>	<b>32</b>	<b>273.73</b>	<b>362.02</b>
-----------------------	--------------	--------------	-----------	---------------	---------------

<b>NONCRIMINAL INCIDENTS</b>	<b>3,961</b>	<b>4,142</b>	<b>5</b>		
------------------------------	--------------	--------------	----------	--	--

<b>TOTAL ARRESTS</b>	<b>4,286</b>	<b>5,726</b>	<b>34</b>		
----------------------	--------------	--------------	-----------	--	--

Adult Arrests	4,135	5,570	35		
Juvenile Arrests	151	156	3		

**PART I CRIMES STOLEN AND  
RECOVERED PROPERTY  
AMOUNT**

Stolen Property	\$5,058,632	\$5,431,157	7		
Recovered Property	\$2,371,641	\$3,058,689	29		
Percent Recovered (%)	47	56			

	Area in Square Miles 2019	Population 2019	Crime Rate Per 10,000 Population Part I Crimes		Percent Change (%)
			2018	2019	
<b>TOTAL AREA</b>	<b>8.53</b>	<b>120,131</b>	<b>212.04</b>	<b>220.59</b>	<b>4</b>
Unincorporated	6.55	86,700	238.96	243.37	2
City of Lawndale	1.97	33,431	142.50	161.53	13



**LOS ANGELES COUNTY SHERIFF'S DEPARTMENT**  
**2019 SOUTH LOS ANGELES SHERIFF'S STATION**  
**INCIDENT AND ARREST SUMMARY**

	Reported Incidents	Adults Arrested	Juveniles Arrested	Total Arrested
<b>PART I CRIMES</b>				
Criminal Homicide	17	13	2	15
Rape	38	8	0	8
Robbery	283	40	17	57
Aggravated Assault	610	305	16	321
Burglary	319	52	6	58
Larceny Theft	859	36	2	38
Grand Theft Auto	493	152	11	163
Arson	31	4	0	4
<b>SUBTOTAL</b>	<b>2,650</b>	<b>610</b>	<b>54</b>	<b>664</b>
<b>PART II CRIMES</b>				
Forgery	20	5	0	5
Fraud and NSF Checks	229	82	0	82
Sex Offense, Felony	55	21	1	22
Sex Offense, Misdemeanor	19	6	0	6
Non-aggravated Assault	501	145	26	171
Weapon	283	297	20	317
Offense Against Family	14	34	0	34
Narcotic	1,528	2,027	7	2,034
Liquor/Tobacco	80	38	0	38
Drunk - Alcohol/Drug	118	123	1	124
Disorderly Conduct	21	9	0	9
Vagrancy/Quality of Life	0	1	0	1
Gambling	0	0	0	0
Drunk Driving - Vehicle/Boat	5	66	0	66
Vehicle/Boating	388	321	6	327
Vandalism	449	75	4	79
Warrant	0	1,352	13	1,365
Receiving Stolen Property	8	23	2	25
Federal Offense Without Money	0	0	0	0
Federal Offense With Money	2	0	0	0
Felony, Miscellaneous	159	105	16	121
Misdemeanor, Miscellaneous	470	227	6	233
<b>SUBTOTAL</b>	<b>4,349</b>	<b>4,957</b>	<b>102</b>	<b>5,059</b>
<b>NONCRIMINAL INCIDENTS</b>				
Person Missing or Found	330	0	0	0
Juvenile, Noncriminal	166	0	0	0
Commitment	0	0	0	0
Miscellaneous, Noncriminal	3,230	3	0	3
Suicide and Attempt	11	0	0	0
Mentally Ill	120	0	0	0
Accident, Traffic - Vehicle/Boat	220	0	0	0
Accident, Miscellaneous	5	0	0	0
Person Dead	60	0	0	0
<b>SUBTOTAL</b>	<b>4,142</b>	<b>3</b>	<b>0</b>	<b>3</b>
<b>CALENDAR YEAR 2019</b>	<b>11,141</b>	<b>5,570</b>	<b>156</b>	<b>5,726</b>
<b>CALENDAR YEAR 2018</b>	<b>9,812</b>	<b>4,135</b>	<b>151</b>	<b>4,286</b>
<b>% CHANGE 2018 TO 2019</b>	<b>14</b>	<b>35</b>	<b>3</b>	<b>34</b>

LOS ANGELES COUNTY SHERIFF'S DEPARTMENT  
**2019 SOUTH LOS ANGELES SHERIFF'S STATION**  
**PART I ACTUAL OFFENSES\* CLEARED**

	Station Total	Unincorporated	City of Lawndale
<b>Criminal Homicide</b>	<b>17</b>	<b>16</b>	<b>1</b>
Number Cleared	8	8	0
Percent Cleared (%)	47	50	0
<b>Rape</b>	<b>38</b>	<b>32</b>	<b>6</b>
Number Cleared	30	24	6
Percent Cleared (%)	79	75	100
<b>Robbery</b>	<b>283</b>	<b>243</b>	<b>40</b>
Number Cleared	57	47	10
Percent Cleared (%)	20	19	25
<b>Aggravated Assault</b>	<b>609</b>	<b>531</b>	<b>78</b>
Number Cleared	372	315	57
Percent Cleared (%)	61	59	73
<b>Burglary</b>	<b>319</b>	<b>236</b>	<b>83</b>
Number Cleared	40	23	17
Percent Cleared (%)	13	10	20
<b>Larceny Theft</b>	<b>859</b>	<b>631</b>	<b>228</b>
Number Cleared	52	36	16
Percent Cleared (%)	6	6	7
<b>Grand Theft Auto</b>	<b>491</b>	<b>391</b>	<b>100</b>
Number Cleared	52	42	10
Percent Cleared (%)	11	11	10
<b>Arson</b>	<b>31</b>	<b>27</b>	<b>4</b>
Number Cleared	10	8	2
Percent Cleared (%)	32	30	50
<b>TOTAL PART I OFFENSES</b>	<b>2,647</b>	<b>2,107</b>	<b>540</b>
Number Cleared	<b>621</b>	<b>503</b>	<b>118</b>
Percent Cleared (%)	<b>23</b>	<b>24</b>	<b>22</b>

\* Actual offenses (unfounded not included)

**LOS ANGELES COUNTY SHERIFF'S DEPARTMENT**  
**2019 SOUTH LOS ANGELES SHERIFF'S STATION**  
**COMPARISON OF INCIDENTS BY CITY/AREA**

	Unincorporated	City of Lawndale	Other	Total
<b>PART I CRIMES</b>				
Criminal Homicide	16	1	0	17
Rape	32	6	0	38
Robbery	243	40	0	283
Aggravated Assault	532	78	0	610
Burglary	236	83	0	319
Larceny Theft	631	228	0	859
Grand Theft Auto	393	100	0	493
Arson	27	4	0	31
<b>SUBTOTAL</b>	<b>2,110</b>	<b>540</b>	<b>0</b>	<b>2,650</b>
<b>PART II CRIMES</b>				
Forgery	15	5	0	20
Fraud and NSF Checks	185	44	0	229
Sex Offense, Felony	51	4	0	55
Sex Offense, Misdemeanor	15	4	0	19
Non-aggravated Assault	410	91	0	501
Weapon	234	49	0	283
Offense Against Family	12	2	0	14
Narcotic	1,142	386	0	1,528
Liquor/Tobacco	60	20	0	80
Drunk - Alcohol/Drug	95	23	0	118
Disorderly Conduct	17	4	0	21
Vagrancy/Quality of Life	0	0	0	0
Gambling	0	0	0	0
Drunk Driving - Vehicle/Boat	2	3	0	5
Vehicle/Boating	201	187	0	388
Vandalism	364	85	0	449
Warrant	0	0	0	0
Receiving Stolen Property	6	2	0	8
Federal Offense Without Money	0	0	0	0
Federal Offense With Money	1	1	0	2
Felony, Miscellaneous	134	25	0	159
Misdemeanor, Miscellaneous	393	77	0	470
<b>SUBTOTAL</b>	<b>3,337</b>	<b>1,012</b>	<b>0</b>	<b>4,349</b>
<b>NONCRIMINAL INCIDENTS</b>				
Person Missing or Found	272	58	0	330
Juvenile, Noncriminal	134	32	0	166
Commitment	0	0	0	0
Miscellaneous, Noncriminal	2,498	732	0	3,230
Suicide and Attempt	9	2	0	11
Mentally Ill	105	15	0	120
Accident, Traffic - Vehicle/Boat	2	218	0	220
Accident, Miscellaneous	0	5	0	5
Person Dead	47	13	0	60
<b>SUBTOTAL</b>	<b>3,067</b>	<b>1,075</b>	<b>0</b>	<b>4,142</b>
<b>CALENDAR YEAR 2019</b>	<b>8,514</b>	<b>2,627</b>	<b>0</b>	<b>11,141</b>
<b>CALENDAR YEAR 2018</b>	<b>7,457</b>	<b>2,355</b>	<b>0</b>	<b>9,812</b>
<b>% CHANGE 2018 TO 2019</b>	<b>14</b>	<b>12</b>	<b>N/C</b>	<b>14</b>

**LOS ANGELES COUNTY SHERIFF'S DEPARTMENT**  
**2019 SOUTH LOS ANGELES SHERIFF'S STATION**  
**COMPARISON OF ARRESTS BY CITY/AREA**

	Unincorporated	City of Lawndale	Other	Total
<b>PART I CRIMES</b>				
Criminal Homicide	13	0	2	15
Rape	4	2	2	8
Robbery	42	12	3	57
Aggravated Assault	256	56	9	321
Burglary	40	16	2	58
Larceny Theft	30	7	1	38
Grand Theft Auto	126	19	18	163
Arson	4	0	0	4
<b>SUBTOTAL</b>	<b>515</b>	<b>112</b>	<b>37</b>	<b>664</b>
<b>PART II CRIMES</b>				
Forgery	4	1	0	5
Fraud and NSF Checks	59	17	6	82
Sex Offense, Felony	18	1	3	22
Sex Offense, Misdemeanor	3	3	0	6
Non-aggravated Assault	122	48	1	171
Weapon	242	41	34	317
Offense Against Family	31	3	0	34
Narcotic	1,471	458	105	2,034
Liquor/Tobacco	35	3	0	38
Drunk - Alcohol/Drug	98	23	3	124
Disorderly Conduct	8	1	0	9
Vagrancy/Quality of Life	1	0	0	1
Gambling	0	0	0	0
Drunk Driving - Vehicle/Boat	17	4	45	66
Vehicle/Boating	209	102	16	327
Vandalism	61	17	1	79
Warrant	948	320	97	1,365
Receiving Stolen Property	20	3	2	25
Federal Offense Without Money	0	0	0	0
Federal Offense With Money	0	0	0	0
Felony, Miscellaneous	90	20	11	121
Misdemeanor, Miscellaneous	177	34	22	233
<b>SUBTOTAL</b>	<b>3,614</b>	<b>1,099</b>	<b>346</b>	<b>5,059</b>
<b>NONCRIMINAL INCIDENTS</b>				
Person Missing or Found	0	0	0	0
Juvenile, Noncriminal	0	0	0	0
Commitment	0	0	0	0
Miscellaneous, Noncriminal	2	1	0	3
Suicide and Attempt	0	0	0	0
Mentally Ill	0	0	0	0
Accident, Traffic - Vehicle/Boat	0	0	0	0
Accident, Miscellaneous	0	0	0	0
Person Dead	0	0	0	0
<b>SUBTOTAL</b>	<b>2</b>	<b>1</b>	<b>0</b>	<b>3</b>
<b>CALENDAR YEAR 2019</b>	<b>4,131</b>	<b>1,212</b>	<b>383</b>	<b>5,726</b>
<b>CALENDAR YEAR 2018</b>	<b>3,055</b>	<b>855</b>	<b>376</b>	<b>4,286</b>
<b>% CHANGE 2018 TO 2019</b>	<b>35</b>	<b>42</b>	<b>2</b>	<b>34</b>

LOS ANGELES COUNTY SHERIFF'S DEPARTMENT  
**2019 SOUTH LOS ANGELES SHERIFF'S STATION**  
**COMPARISON OF ADULT ARRESTS BY CITY/AREA**

	Unincorporated	City of Lawndale	Other	Total
<b>PART I CRIMES</b>				
Criminal Homicide	11	0	2	13
Rape	4	2	2	8
Robbery	29	9	2	40
Aggravated Assault	248	49	8	305
Burglary	35	15	2	52
Larceny Theft	29	6	1	36
Grand Theft Auto	118	18	16	152
Arson	4	0	0	4
<b>SUBTOTAL</b>	<b>478</b>	<b>99</b>	<b>33</b>	<b>610</b>
<b>PART II CRIMES</b>				
Forgery	4	1	0	5
Fraud and NSF Checks	59	17	6	82
Sex Offense, Felony	17	1	3	21
Sex Offense, Misdemeanor	3	3	0	6
Non-aggravated Assault	117	27	1	145
Weapon	228	38	31	297
Offense Against Family	31	3	0	34
Narcotic	1,466	456	105	2,027
Liquor/Tobacco	35	3	0	38
Drunk - Alcohol/Drug	97	23	3	123
Disorderly Conduct	8	1	0	9
Vagrancy/Quality of Life	1	0	0	1
Gambling	0	0	0	0
Drunk Driving - Vehicle/Boat	17	4	45	66
Vehicle/Boating	203	102	16	321
Vandalism	58	16	1	75
Warrant	936	320	96	1,352
Receiving Stolen Property	18	3	2	23
Federal Offense Without Money	0	0	0	0
Federal Offense With Money	0	0	0	0
Felony, Miscellaneous	84	11	10	105
Misdemeanor, Miscellaneous	171	34	22	227
<b>SUBTOTAL</b>	<b>3,553</b>	<b>1,063</b>	<b>341</b>	<b>4,957</b>
<b>NONCRIMINAL INCIDENTS</b>				
Person Missing or Found	0	0	0	0
Juvenile, Noncriminal	0	0	0	0
Commitment	0	0	0	0
Miscellaneous, Noncriminal	2	1	0	3
Suicide and Attempt	0	0	0	0
Mentally Ill	0	0	0	0
Accident, Traffic - Vehicle/Boat	0	0	0	0
Accident, Miscellaneous	0	0	0	0
Person Dead	0	0	0	0
<b>SUBTOTAL</b>	<b>2</b>	<b>1</b>	<b>0</b>	<b>3</b>
<b>CALENDAR YEAR 2019</b>	<b>4,033</b>	<b>1,163</b>	<b>374</b>	<b>5,570</b>
<b>CALENDAR YEAR 2018</b>	<b>2,973</b>	<b>792</b>	<b>370</b>	<b>4,135</b>
<b>% CHANGE 2018 TO 2019</b>	<b>36</b>	<b>47</b>	<b>1</b>	<b>35</b>

LOS ANGELES COUNTY SHERIFF'S DEPARTMENT  
**2019 SOUTH LOS ANGELES SHERIFF'S STATION**  
**COMPARISON OF JUVENILE ARRESTS BY CITY/AREA**

	Unincorporated	City of Lawndale	Other	Total
<b>PART I CRIMES</b>				
Criminal Homicide	2	0	0	2
Rape	0	0	0	0
Robbery	13	3	1	17
Aggravated Assault	8	7	1	16
Burglary	5	1	0	6
Larceny Theft	1	1	0	2
Grand Theft Auto	8	1	2	11
Arson	0	0	0	0
<b>SUBTOTAL</b>	<b>37</b>	<b>13</b>	<b>4</b>	<b>54</b>
<b>PART II CRIMES</b>				
Forgery	0	0	0	0
Fraud and NSF Checks	0	0	0	0
Sex Offense, Felony	1	0	0	1
Sex Offense, Misdemeanor	0	0	0	0
Non-aggravated Assault	5	21	0	26
Weapon	14	3	3	20
Offense Against Family	0	0	0	0
Narcotic	5	2	0	7
Liquor/Tobacco	0	0	0	0
Drunk - Alcohol/Drug	1	0	0	1
Disorderly Conduct	0	0	0	0
Vagrancy/Quality of Life	0	0	0	0
Gambling	0	0	0	0
Drunk Driving - Vehicle/Boat	0	0	0	0
Vehicle/Boating	6	0	0	6
Vandalism	3	1	0	4
Warrant	12	0	1	13
Receiving Stolen Property	2	0	0	2
Federal Offense Without Money	0	0	0	0
Federal Offense With Money	0	0	0	0
Felony, Miscellaneous	6	9	1	16
Misdemeanor, Miscellaneous	6	0	0	6
<b>SUBTOTAL</b>	<b>61</b>	<b>36</b>	<b>5</b>	<b>102</b>
<b>NONCRIMINAL INCIDENTS</b>				
Person Missing or Found	0	0	0	0
Juvenile, Noncriminal	0	0	0	0
Commitment	0	0	0	0
Miscellaneous, Noncriminal	0	0	0	0
Suicide and Attempt	0	0	0	0
Mentally Ill	0	0	0	0
Accident, Traffic - Vehicle/Boat	0	0	0	0
Accident, Miscellaneous	0	0	0	0
Person Dead	0	0	0	0
<b>SUBTOTAL</b>	<b>0</b>	<b>0</b>	<b>0</b>	<b>0</b>
<b>CALENDAR YEAR 2019</b>	<b>98</b>	<b>49</b>	<b>9</b>	<b>156</b>
<b>CALENDAR YEAR 2018</b>	<b>82</b>	<b>63</b>	<b>6</b>	<b>151</b>
<b>% CHANGE 2018 TO 2019</b>	<b>20</b>	<b>-22</b>	<b>50</b>	<b>3</b>

**LOS ANGELES COUNTY SHERIFF'S DEPARTMENT**  
**2019 SOUTH LOS ANGELES SHERIFF'S STATION**  
**MALE ADULT ARRESTS BY AGE**

	18	19	20	21	22	23	24
<b>PART I CRIMES</b>							
Criminal Homicide	2	1	0	0	1	1	0
Rape	0	1	0	0	0	0	0
Robbery	4	2	0	1	1	1	3
Aggravated Assault	4	10	4	6	8	6	10
Burglary	2	0	7	0	0	4	2
Larceny Theft	0	0	1	0	0	2	0
Grand Theft Auto	4	3	5	3	5	6	5
Arson	0	0	1	0	0	0	0
<b>SUBTOTAL</b>	<b>16</b>	<b>17</b>	<b>18</b>	<b>10</b>	<b>15</b>	<b>20</b>	<b>20</b>
<b>PART II CRIMES</b>							
Forgery	0	0	0	0	2	0	0
Fraud and NSF Checks	0	0	2	2	1	1	2
Sex Offense, Felony	0	0	0	0	0	1	0
Sex Offense, Misdemeanor	0	0	0	0	0	0	0
Non-aggravated Assault	3	2	0	2	6	3	4
Weapon	11	12	9	12	15	17	12
Offense Against Family	0	0	0	1	0	1	3
Narcotic	14	17	21	25	40	48	48
Liquor/Tobacco	2	2	1	0	2	1	3
Drunk - Alcohol/Drug	1	2	1	2	2	3	3
Disorderly Conduct	0	0	0	1	0	0	0
Vagrancy/Quality of Life	0	0	0	0	0	0	0
Gambling	0	0	0	0	0	0	0
Drunk Driving - Vehicle/Boat	0	3	0	1	0	2	6
Vehicle/Boating	11	14	9	13	13	8	16
Vandalism	3	2	3	1	1	1	3
Warrant	4	10	10	28	27	42	46
Receiving Stolen Property	0	0	0	1	1	0	0
Federal Offense Without Money	0	0	0	0	0	0	0
Federal Offense With Money	0	0	0	0	0	0	0
Felony, Miscellaneous	1	1	2	0	3	5	2
Misdemeanor, Miscellaneous	3	6	2	6	5	2	6
<b>SUBTOTAL</b>	<b>53</b>	<b>71</b>	<b>60</b>	<b>95</b>	<b>118</b>	<b>135</b>	<b>154</b>
<b>NONCRIMINAL INCIDENTS</b>							
Person Missing or Found	0	0	0	0	0	0	0
Juvenile, Noncriminal	0	0	0	0	0	0	0
Commitment	0	0	0	0	0	0	0
Miscellaneous, Noncriminal	0	0	0	1	1	0	0
Suicide and Attempt	0	0	0	0	0	0	0
Mentally Ill	0	0	0	0	0	0	0
Accident, Traffic - Vehicle/Boat	0	0	0	0	0	0	0
Accident, Miscellaneous	0	0	0	0	0	0	0
Person Dead	0	0	0	0	0	0	0
<b>SUBTOTAL</b>	<b>0</b>	<b>0</b>	<b>0</b>	<b>1</b>	<b>1</b>	<b>0</b>	<b>0</b>
<b>GRAND TOTAL</b>	<b>69</b>	<b>88</b>	<b>78</b>	<b>106</b>	<b>134</b>	<b>155</b>	<b>174</b>



LOS ANGELES COUNTY SHERIFF'S DEPARTMENT  
**2019 SOUTH LOS ANGELES SHERIFF'S STATION**  
**MALE ADULT ARRESTS BY AGE**

	25-29	30-34	35-39	40-44	45-49	50+	Total
<b>PART I CRIMES</b>							
Criminal Homicide	2	2	0	1	0	0	10
Rape	2	0	1	1	0	3	8
Robbery	11	5	0	3	0	4	35
Aggravated Assault	49	32	32	24	19	38	242
Burglary	8	12	5	0	1	3	44
Larceny Theft	9	1	7	1	3	4	28
Grand Theft Auto	26	21	16	6	4	12	116
Arson	0	1	0	0	1	0	3
<b>SUBTOTAL</b>	<b>107</b>	<b>74</b>	<b>61</b>	<b>36</b>	<b>28</b>	<b>64</b>	<b>486</b>
<b>PART II CRIMES</b>							
Forgery	1	1	0	0	0	1	5
Fraud and NSF Checks	19	6	15	2	7	1	58
Sex Offense, Felony	5	0	4	1	1	6	18
Sex Offense, Misdemeanor	1	2	0	0	0	1	4
Non-aggravated Assault	28	22	19	7	6	21	123
Weapon	65	35	33	17	16	20	274
Offense Against Family	3	4	1	4	7	6	30
Narcotic	303	303	280	160	131	262	1,652
Liquor/Tobacco	4	2	5	1	4	7	34
Drunk - Alcohol/Drug	14	13	11	15	10	24	101
Disorderly Conduct	1	1	1	0	0	2	6
Vagrancy/Quality of Life	0	0	0	0	0	1	1
Gambling	0	0	0	0	0	0	0
Drunk Driving - Vehicle/Boat	3	6	4	1	7	7	40
Vehicle/Boating	55	41	19	21	11	25	256
Vandalism	9	10	1	4	1	6	45
Warrant	228	178	127	116	80	158	1,054
Receiving Stolen Property	2	5	3	3	1	1	17
Federal Offense Without Money	0	0	0	0	0	0	0
Federal Offense With Money	0	0	0	0	0	0	0
Felony, Miscellaneous	20	17	15	7	9	13	95
Misdemeanor, Miscellaneous	32	28	31	18	12	44	195
<b>SUBTOTAL</b>	<b>793</b>	<b>674</b>	<b>569</b>	<b>377</b>	<b>303</b>	<b>606</b>	<b>4,008</b>
<b>NONCRIMINAL INCIDENTS</b>							
Person Missing or Found	0	0	0	0	0	0	0
Juvenile, Noncriminal	0	0	0	0	0	0	0
Commitment	0	0	0	0	0	0	0
Miscellaneous, Noncriminal	0	0	0	0	1	0	3
Suicide and Attempt	0	0	0	0	0	0	0
Mentally Ill	0	0	0	0	0	0	0
Accident, Traffic - Vehicle/Boat	0	0	0	0	0	0	0
Accident, Miscellaneous	0	0	0	0	0	0	0
Person Dead	0	0	0	0	0	0	0
<b>SUBTOTAL</b>	<b>0</b>	<b>0</b>	<b>0</b>	<b>0</b>	<b>1</b>	<b>0</b>	<b>3</b>
<b>GRAND TOTAL</b>	<b>900</b>	<b>748</b>	<b>630</b>	<b>413</b>	<b>332</b>	<b>670</b>	<b>4,497</b>

**LOS ANGELES COUNTY SHERIFF'S DEPARTMENT**  
**2019 SOUTH LOS ANGELES SHERIFF'S STATION**  
**MALE JUVENILE ARRESTS BY AGE**

	0-10	11-12	13-14	15	16	17	Total
<b>PART I CRIMES</b>							
Criminal Homicide	0	0	0	1	0	1	2
Rape	0	0	0	0	0	0	0
Robbery	0	0	3	3	5	3	14
Aggravated Assault	0	0	3	3	3	5	14
Burglary	0	0	2	3	1	0	6
Larceny Theft	0	0	0	1	0	1	2
Grand Theft Auto	0	0	3	2	1	4	10
Arson	0	0	0	0	0	0	0
<b>SUBTOTAL</b>	<b>0</b>	<b>0</b>	<b>11</b>	<b>13</b>	<b>10</b>	<b>14</b>	<b>48</b>
<b>PART II CRIMES</b>							
Forgery	0	0	0	0	0	0	0
Fraud and NSF Checks	0	0	0	0	0	0	0
Sex Offense, Felony	0	0	0	0	0	1	1
Sex Offense, Misdemeanor	0	0	0	0	0	0	0
Non-aggravated Assault	0	0	2	9	2	1	14
Weapon	0	0	2	3	1	9	15
Offense Against Family	0	0	0	0	0	0	0
Narcotic	0	0	0	0	0	6	6
Liquor/Tobacco	0	0	0	0	0	0	0
Drunk - Alcohol/Drug	0	0	0	0	0	0	0
Disorderly Conduct	0	0	0	0	0	0	0
Vagrancy/Quality of Life	0	0	0	0	0	0	0
Gambling	0	0	0	0	0	0	0
Drunk Driving - Vehicle/Boat	0	0	0	0	0	0	0
Vehicle/Boating	0	0	2	0	2	2	6
Vandalism	0	0	1	0	1	1	3
Warrant	0	0	1	0	3	1	5
Receiving Stolen Property	0	0	0	1	0	1	2
Federal Offense Without Money	0	0	0	0	0	0	0
Federal Offense With Money	0	0	0	0	0	0	0
Felony, Miscellaneous	0	0	3	3	1	4	11
Misdemeanor, Miscellaneous	0	0	2	0	0	3	5
<b>SUBTOTAL</b>	<b>0</b>	<b>0</b>	<b>13</b>	<b>16</b>	<b>10</b>	<b>29</b>	<b>68</b>
<b>NONCRIMINAL INCIDENTS</b>							
Person Missing or Found	0	0	0	0	0	0	0
Juvenile, Noncriminal	0	0	0	0	0	0	0
Commitment	0	0	0	0	0	0	0
Miscellaneous, Noncriminal	0	0	0	0	0	0	0
Suicide and Attempt	0	0	0	0	0	0	0
Mentally Ill	0	0	0	0	0	0	0
Accident, Traffic - Vehicle/Boat	0	0	0	0	0	0	0
Accident, Miscellaneous	0	0	0	0	0	0	0
Person Dead	0	0	0	0	0	0	0
<b>SUBTOTAL</b>	<b>0</b>	<b>0</b>	<b>0</b>	<b>0</b>	<b>0</b>	<b>0</b>	<b>0</b>
<b>GRAND TOTAL</b>	<b>0</b>	<b>0</b>	<b>24</b>	<b>29</b>	<b>20</b>	<b>43</b>	<b>116</b>

**LOS ANGELES COUNTY SHERIFF'S DEPARTMENT**  
**2019 SOUTH LOS ANGELES SHERIFF'S STATION**  
**FEMALE ADULT ARRESTS BY AGE**

	18	19	20	21	22	23	24
<b>PART I CRIMES</b>							
Criminal Homicide	0	0	1	0	0	0	0
Rape	0	0	0	0	0	0	0
Robbery	2	0	0	0	0	0	0
Aggravated Assault	2	4	0	1	1	1	6
Burglary	0	0	1	0	1	1	0
Larceny Theft	0	0	2	1	0	2	0
Grand Theft Auto	0	2	3	2	2	1	2
Arson	0	0	0	0	0	0	0
<b>SUBTOTAL</b>	<b>4</b>	<b>6</b>	<b>7</b>	<b>4</b>	<b>4</b>	<b>5</b>	<b>8</b>
<b>PART II CRIMES</b>							
Forgery	0	0	0	0	0	0	0
Fraud and NSF Checks	1	1	0	0	0	0	2
Sex Offense, Felony	0	0	0	0	0	0	0
Sex Offense, Misdemeanor	0	0	0	0	0	0	0
Non-aggravated Assault	1	0	2	0	0	1	1
Weapon	2	0	2	3	2	1	0
Offense Against Family	0	0	0	0	0	0	0
Narcotic	1	1	4	11	10	17	7
Liquor/Tobacco	1	0	0	0	0	0	0
Drunk - Alcohol/Drug	0	0	0	0	1	0	0
Disorderly Conduct	0	0	0	0	0	0	0
Vagrancy/Quality of Life	0	0	0	0	0	0	0
Gambling	0	0	0	0	0	0	0
Drunk Driving - Vehicle/Boat	0	0	1	1	0	0	0
Vehicle/Boating	1	2	0	8	1	6	4
Vandalism	0	4	0	0	3	3	4
Warrant	3	10	6	9	18	13	14
Receiving Stolen Property	1	0	0	0	0	0	0
Federal Offense Without Money	0	0	0	0	0	0	0
Federal Offense With Money	0	0	0	0	0	0	0
Felony, Miscellaneous	1	0	0	0	1	0	0
Misdemeanor, Miscellaneous	2	1	0	1	0	0	3
<b>SUBTOTAL</b>	<b>14</b>	<b>19</b>	<b>15</b>	<b>33</b>	<b>36</b>	<b>41</b>	<b>35</b>
<b>NONCRIMINAL INCIDENTS</b>							
Person Missing or Found	0	0	0	0	0	0	0
Juvenile, Noncriminal	0	0	0	0	0	0	0
Commitment	0	0	0	0	0	0	0
Miscellaneous, Noncriminal	0	0	0	0	0	0	0
Suicide and Attempt	0	0	0	0	0	0	0
Mentally Ill	0	0	0	0	0	0	0
Accident, Traffic - Vehicle/Boat	0	0	0	0	0	0	0
Accident, Miscellaneous	0	0	0	0	0	0	0
Person Dead	0	0	0	0	0	0	0
<b>SUBTOTAL</b>	<b>0</b>	<b>0</b>	<b>0</b>	<b>0</b>	<b>0</b>	<b>0</b>	<b>0</b>
<b>GRAND TOTAL</b>	<b>18</b>	<b>25</b>	<b>22</b>	<b>37</b>	<b>40</b>	<b>46</b>	<b>43</b>

**LOS ANGELES COUNTY SHERIFF'S DEPARTMENT**  
**2019 SOUTH LOS ANGELES SHERIFF'S STATION**  
**FEMALE ADULT ARRESTS BY AGE**

	25-29	30-34	35-39	40-44	45-49	50+	Total
<b>PART I CRIMES</b>							
Criminal Homicide	0	1	0	0	0	1	3
Rape	0	0	0	0	0	0	0
Robbery	1	2	0	0	0	0	5
Aggravated Assault	10	13	9	6	2	8	63
Burglary	2	2	1	0	0	0	8
Larceny Theft	0	2	0	0	0	1	8
Grand Theft Auto	9	7	4	3	0	1	36
Arson	1	0	0	0	0	0	1
<b>SUBTOTAL</b>	<b>23</b>	<b>27</b>	<b>14</b>	<b>9</b>	<b>2</b>	<b>11</b>	<b>124</b>
<b>PART II CRIMES</b>							
Forgery	0	0	0	0	0	0	0
Fraud and NSF Checks	2	8	5	2	3	0	24
Sex Offense, Felony	2	0	1	0	0	0	3
Sex Offense, Misdemeanor	2	0	0	0	0	0	2
Non-aggravated Assault	10	1	2	0	3	1	22
Weapon	7	2	1	2	1	0	23
Offense Against Family	0	1	0	0	0	3	4
Narcotic	80	63	69	32	25	55	375
Liquor/Tobacco	0	2	1	0	0	0	4
Drunk - Alcohol/Drug	6	4	5	5	0	1	22
Disorderly Conduct	2	0	0	0	1	0	3
Vagrancy/Quality of Life	0	0	0	0	0	0	0
Gambling	0	0	0	0	0	0	0
Drunk Driving - Vehicle/Boat	11	6	2	1	2	2	26
Vehicle/Boating	17	8	6	9	3	0	65
Vandalism	5	5	2	1	1	2	30
Warrant	77	62	33	17	10	26	298
Receiving Stolen Property	1	1	1	1	0	1	6
Federal Offense Without Money	0	0	0	0	0	0	0
Federal Offense With Money	0	0	0	0	0	0	0
Felony, Miscellaneous	1	2	2	1	1	1	10
Misdemeanor, Miscellaneous	7	4	5	3	4	2	32
<b>SUBTOTAL</b>	<b>230</b>	<b>169</b>	<b>135</b>	<b>74</b>	<b>54</b>	<b>94</b>	<b>949</b>
<b>NONCRIMINAL INCIDENTS</b>							
Person Missing or Found	0	0	0	0	0	0	0
Juvenile, Noncriminal	0	0	0	0	0	0	0
Commitment	0	0	0	0	0	0	0
Miscellaneous, Noncriminal	0	0	0	0	0	0	0
Suicide and Attempt	0	0	0	0	0	0	0
Mentally Ill	0	0	0	0	0	0	0
Accident, Traffic - Vehicle/Boat	0	0	0	0	0	0	0
Accident, Miscellaneous	0	0	0	0	0	0	0
Person Dead	0	0	0	0	0	0	0
<b>SUBTOTAL</b>	<b>0</b>	<b>0</b>	<b>0</b>	<b>0</b>	<b>0</b>	<b>0</b>	<b>0</b>
<b>GRAND TOTAL</b>	<b>253</b>	<b>196</b>	<b>149</b>	<b>83</b>	<b>56</b>	<b>105</b>	<b>1,073</b>

LOS ANGELES COUNTY SHERIFF'S DEPARTMENT  
**2019 SOUTH LOS ANGELES SHERIFF'S STATION**  
**FEMALE JUVENILE ARRESTS BY AGE**

	0-10	11-12	13-14	15	16	17	Total
<b>PART I CRIMES</b>							
Criminal Homicide	0	0	0	0	0	0	0
Rape	0	0	0	0	0	0	0
Robbery	0	0	0	2	1	0	3
Aggravated Assault	0	0	2	0	0	2	2
Burglary	0	0	0	0	0	0	0
Larceny Theft	0	0	0	0	0	0	0
Grand Theft Auto	0	0	0	1	0	0	1
Arson	0	0	0	0	0	0	0
<b>SUBTOTAL</b>	<b>0</b>	<b>0</b>	<b>2</b>	<b>3</b>	<b>1</b>	<b>0</b>	<b>6</b>
<b>PART II CRIMES</b>							
Forgery	0	0	0	0	0	0	0
Fraud and NSF Checks	0	0	0	0	0	0	0
Sex Offense, Felony	0	0	0	0	0	0	0
Sex Offense, Misdemeanor	0	0	0	0	0	0	0
Non-aggravated Assault	0	0	2	4	2	4	12
Weapon	0	0	0	0	3	2	5
Offense Against Family	0	0	0	0	0	0	0
Narcotic	0	0	1	0	0	0	1
Liquor/Tobacco	0	0	0	0	0	0	0
Drunk - Alcohol/Drug	0	0	0	0	0	1	1
Disorderly Conduct	0	0	0	0	0	0	0
Vagrancy/Quality of Life	0	0	0	0	0	0	0
Gambling	0	0	0	0	0	0	0
Drunk Driving - Vehicle/Boat	0	0	0	0	0	0	0
Vehicle/Boating	0	0	0	0	0	0	0
Vandalism	0	0	0	0	0	1	1
Warrant	0	0	1	2	2	3	8
Receiving Stolen Property	0	0	0	0	0	0	0
Federal Offense Without Money	0	0	0	0	0	0	0
Federal Offense With Money	0	0	0	0	0	0	0
Felony, Miscellaneous	0	0	1	1	1	2	5
Misdemeanor, Miscellaneous	0	0	0	0	1	0	1
<b>SUBTOTAL</b>	<b>0</b>	<b>0</b>	<b>5</b>	<b>7</b>	<b>9</b>	<b>13</b>	<b>34</b>
<b>NONCRIMINAL INCIDENTS</b>							
Person Missing or Found	0	0	0	0	0	0	0
Juvenile, Noncriminal	0	0	0	0	0	0	0
Commitment	0	0	0	0	0	0	0
Miscellaneous, Noncriminal	0	0	0	0	0	0	0
Suicide and Attempt	0	0	0	0	0	0	0
Mentally Ill	0	0	0	0	0	0	0
Accident, Traffic - Vehicle/Boat	0	0	0	0	0	0	0
Accident, Miscellaneous	0	0	0	0	0	0	0
Person Dead	0	0	0	0	0	0	0
<b>SUBTOTAL</b>	<b>0</b>	<b>0</b>	<b>0</b>	<b>0</b>	<b>0</b>	<b>0</b>	<b>0</b>
<b>GRAND TOTAL</b>	<b>0</b>	<b>0</b>	<b>7</b>	<b>10</b>	<b>10</b>	<b>13</b>	<b>40</b>

**LOS ANGELES COUNTY SHERIFF'S DEPARTMENT**  
**2019 SOUTH LOS ANGELES SHERIFF'S STATION - UNINCORPORATED AREA**  
**INCIDENT AND ARREST SUMMARY**

	Reported Incidents	Adults Arrested	Juveniles Arrested	Total Arrested
<b>PART I CRIMES</b>				
Criminal Homicide	16	11	2	13
Rape	32	4	0	4
Robbery	243	29	13	42
Aggravated Assault	532	248	8	256
Burglary	236	35	5	40
Larceny Theft	631	29	1	30
Grand Theft Auto	393	118	8	126
Arson	27	4	0	4
<b>SUBTOTAL</b>	<b>2,110</b>	<b>478</b>	<b>37</b>	<b>515</b>
<b>PART II CRIMES</b>				
Forgery	15	4	0	4
Fraud and NSF Checks	185	59	0	59
Sex Offense, Felony	51	17	1	18
Sex Offense, Misdemeanor	15	3	0	3
Non-aggravated Assault	410	117	5	122
Weapon	234	228	14	242
Offense Against Family	12	31	0	31
Narcotic	1,142	1,466	5	1,471
Liquor/Tobacco	60	35	0	35
Drunk - Alcohol/Drug	95	97	1	98
Disorderly Conduct	17	8	0	8
Vagrancy/Quality of Life	0	1	0	1
Gambling	0	0	0	0
Drunk Driving - Vehicle/Boat	2	17	0	17
Vehicle/Boating	201	203	6	209
Vandalism	364	58	3	61
Warrant	0	936	12	948
Receiving Stolen Property	6	18	2	20
Federal Offense Without Money	0	0	0	0
Federal Offense With Money	1	0	0	0
Felony, Miscellaneous	134	84	6	90
Misdemeanor, Miscellaneous	393	171	6	177
<b>SUBTOTAL</b>	<b>3,337</b>	<b>3,553</b>	<b>61</b>	<b>3,614</b>
<b>NONCRIMINAL INCIDENTS</b>				
Person Missing or Found	272	0	0	0
Juvenile, Noncriminal	134	0	0	0
Commitment	0	0	0	0
Miscellaneous, Noncriminal	2,498	2	0	2
Suicide and Attempt	9	0	0	0
Mentally Ill	105	0	0	0
Accident, Traffic - Vehicle/Boat	2	0	0	0
Accident, Miscellaneous	0	0	0	0
Person Dead	47	0	0	0
<b>SUBTOTAL</b>	<b>3,067</b>	<b>2</b>	<b>0</b>	<b>2</b>
<b>CALENDAR YEAR 2019</b>	<b>8,514</b>	<b>4,033</b>	<b>98</b>	<b>4,131</b>
<b>CALENDAR YEAR 2018</b>	<b>7,457</b>	<b>2,973</b>	<b>82</b>	<b>3,055</b>
<b>% CHANGE 2018 TO 2019</b>	<b>14</b>	<b>36</b>	<b>20</b>	<b>35</b>

LOS ANGELES COUNTY SHERIFF'S DEPARTMENT  
**2019 SOUTH LOS ANGELES SHERIFF'S STATION - CITY OF LAWNDAL**  
**INCIDENT AND ARREST SUMMARY**

	Reported Incidents	Adults Arrested	Juveniles Arrested	Total Arrested
<b>PART I CRIMES</b>				
Criminal Homicide	1	0	0	0
Rape	6	2	0	2
Robbery	40	9	3	12
Aggravated Assault	78	49	7	56
Burglary	83	15	1	16
Larceny Theft	228	6	1	7
Grand Theft Auto	100	18	1	19
Arson	4	0	0	0
<b>SUBTOTAL</b>	<b>540</b>	<b>99</b>	<b>13</b>	<b>112</b>
<b>PART II CRIMES</b>				
Forgery	5	1	0	1
Fraud and NSF Checks	44	17	0	17
Sex Offense, Felony	4	1	0	1
Sex Offense, Misdemeanor	4	3	0	3
Non-aggravated Assault	91	27	21	48
Weapon	49	38	3	41
Offense Against Family	2	3	0	3
Narcotic	386	456	2	458
Liquor/Tobacco	20	3	0	3
Drunk - Alcohol/Drug	23	23	0	23
Disorderly Conduct	4	1	0	1
Vagrancy/Quality of Life	0	0	0	0
Gambling	0	0	0	0
Drunk Driving - Vehicle/Boat	3	4	0	4
Vehicle/Boating	187	102	0	102
Vandalism	85	16	1	17
Warrant	0	320	0	320
Receiving Stolen Property	2	3	0	3
Federal Offense Without Money	0	0	0	0
Federal Offense With Money	1	0	0	0
Felony, Miscellaneous	25	11	9	20
Misdemeanor, Miscellaneous	77	34	0	34
<b>SUBTOTAL</b>	<b>1,012</b>	<b>1,063</b>	<b>36</b>	<b>1,099</b>
<b>NONCRIMINAL INCIDENTS</b>				
Person Missing or Found	58	0	0	0
Juvenile, Noncriminal	32	0	0	0
Commitment	0	0	0	0
Miscellaneous, Noncriminal	732	1	0	1
Suicide and Attempt	2	0	0	0
Mentally Ill	15	0	0	0
Accident, Traffic - Vehicle/Boat	218	0	0	0
Accident, Miscellaneous	5	0	0	0
Person Dead	13	0	0	0
<b>SUBTOTAL</b>	<b>1,075</b>	<b>1</b>	<b>0</b>	<b>1</b>
<b>CALENDAR YEAR 2019</b>	<b>2,627</b>	<b>1,163</b>	<b>49</b>	<b>1,212</b>
<b>CALENDAR YEAR 2018</b>	<b>2,355</b>	<b>792</b>	<b>63</b>	<b>855</b>
<b>% CHANGE 2018 TO 2019</b>	<b>12</b>	<b>47</b>	<b>-22</b>	<b>42</b>




**LOS ANGELES COUNTY SHERIFF'S DEPARTMENT**  
**2019 SOUTH LOS ANGELES SHERIFF'S STATION - OTHER**  
**INCIDENT AND ARREST SUMMARY**

	Reported Incidents	Adults Arrested	Juveniles Arrested	Total Arrested
<b>PART I CRIMES</b>				
Criminal Homicide	0	2	0	2
Rape	0	2	0	2
Robbery	0	2	1	3
Aggravated Assault	0	8	1	9
Burglary	0	2	0	2
Larceny Theft	0	1	0	1
Grand Theft Auto	0	16	2	18
Arson	0	0	0	0
<b>SUBTOTAL</b>	<b>0</b>	<b>33</b>	<b>4</b>	<b>37</b>
<b>PART II CRIMES</b>				
Forgery	0	0	0	0
Fraud and NSF Checks	0	6	0	6
Sex Offense, Felony	0	3	0	3
Sex Offense, Misdemeanor	0	0	0	0
Non-aggravated Assault	0	1	0	1
Weapon	0	31	3	34
Offense Against Family	0	0	0	0
Narcotic	0	105	0	105
Liquor/Tobacco	0	0	0	0
Drunk - Alcohol/Drug	0	3	0	3
Disorderly Conduct	0	0	0	0
Vagrancy/Quality of Life	0	0	0	0
Gambling	0	0	0	0
Drunk Driving - Vehicle/Boat	0	45	0	45
Vehicle/Boating	0	16	0	16
Vandalism	0	1	0	1
Warrant	0	96	1	97
Receiving Stolen Property	0	2	0	2
Federal Offense Without Money	0	0	0	0
Federal Offense With Money	0	0	0	0
Felony, Miscellaneous	0	10	1	11
Misdemeanor, Miscellaneous	0	22	0	22
<b>SUBTOTAL</b>	<b>0</b>	<b>341</b>	<b>5</b>	<b>346</b>
<b>NONCRIMINAL INCIDENTS</b>				
Person Missing or Found	0	0	0	0
Juvenile, Noncriminal	0	0	0	0
Commitment	0	0	0	0
Miscellaneous, Noncriminal	0	0	0	0
Suicide and Attempt	0	0	0	0
Mentally Ill	0	0	0	0
Accident, Traffic - Vehicle/Boat	0	0	0	0
Accident, Miscellaneous	0	0	0	0
Person Dead	0	0	0	0
<b>SUBTOTAL</b>	<b>0</b>	<b>0</b>	<b>0</b>	<b>0</b>
<b>CALENDAR YEAR 2019</b>	<b>0</b>	<b>374</b>	<b>9</b>	<b>383</b>
<b>CALENDAR YEAR 2018</b>	<b>0</b>	<b>370</b>	<b>6</b>	<b>376</b>
<b>% CHANGE 2018 TO 2019</b>	<b>N/C</b>	<b>1</b>	<b>50</b>	<b>2</b>



# SOUTH PATROL DIVISION

LOS ANGELES COUNTY SHERIFF'S DEPARTMENT  
2019 LASD PATROL DIVISION  
SOUTH PATROL DIVISION PATROL AREA MAP



**LOS ANGELES COUNTY SHERIFF'S DEPARTMENT**  
**2019 SOUTH PATROL DIVISION**  
**SYNOPSIS**

	Calendar Year 2018	Calendar Year 2019	Percent Change (%)	Crime Rate Per 10,000 Population	
				2018	2019

<b>TOTAL REPORTED INCIDENTS</b>	<b>79,451</b>	<b>79,483</b>	<b>0</b>		
---------------------------------	---------------	---------------	----------	--	--

<b>PART I CRIMES</b>	<b>19,295</b>	<b>17,801</b>	<b>-8</b>	<b>235.91</b>	<b>217.46</b>
Criminal Homicide	37	29	-22	0.45	0.35
Rape	189	207	10	2.31	2.53
Robbery	1,009	962	-5	12.34	11.75
Aggravated Assault	1,820	1,734	-5	22.25	21.18
Burglary	3,072	2,847	-7	37.56	34.78
Larceny Theft	9,974	9,250	-7	121.95	113.00
Grand Theft Auto	3,117	2,674	-14	38.11	32.67
Arson	77	98	27	0.94	1.20

<b>PART II CRIMES</b>	<b>23,060</b>	<b>23,908</b>	<b>4</b>	<b>281.94</b>	<b>292.07</b>
-----------------------	---------------	---------------	----------	---------------	---------------

<b>NONCRIMINAL INCIDENTS</b>	<b>37,096</b>	<b>37,774</b>	<b>2</b>		
------------------------------	---------------	---------------	----------	--	--

<b>TOTAL ARRESTS</b>	<b>22,008</b>	<b>25,323</b>	<b>15</b>		
----------------------	---------------	---------------	-----------	--	--

Adult Arrests	21,522	24,834	15		
Juvenile Arrests	486	489	1		

**PART I CRIMES STOLEN AND  
RECOVERED PROPERTY  
AMOUNT**

Stolen Property	-\$240,770,999	\$45,070,557	-119		
Recovered Property	\$20,435,351	\$17,028,517	-17		
Percent Recovered (%)	-8	38			

	Area in Square Miles 2019	Population 2019	Crime Rate Per 10,000 Population Part I Crimes		Percent Change (%)
			2018	2019	
<b>TOTAL AREA</b>	116.71	818,572	235.91	217.46	-8
Unincorporated	17.39	132,992	192.43	182.79	-5
Contract Cities	99.32	685,579	244.31	224.19	-8

**LOS ANGELES COUNTY SHERIFF'S DEPARTMENT**  
**2019 SOUTH PATROL DIVISION**  
**INCIDENT AND ARREST SUMMARY**

	Reported Incidents	Adults Arrested	Juveniles Arrested	Total Arrested
<b>PART I CRIMES</b>				
Criminal Homicide	29	27	1	28
Rape	207	27	1	28
Robbery	962	276	37	313
Aggravated Assault	1,734	1,204	50	1,254
Burglary	2,847	311	23	334
Larceny Theft	9,250	993	77	1,070
Grand Theft Auto	2,674	422	33	455
Arson	98	16	0	16
<b>SUBTOTAL</b>	<b>17,801</b>	<b>3,276</b>	<b>222</b>	<b>3,498</b>
<b>PART II CRIMES</b>				
Forgery	510	67	1	68
Fraud and NSF Checks	1,859	106	1	107
Sex Offense, Felony	317	115	4	119
Sex Offense, Misdemeanor	220	80	6	86
Non-aggravated Assault	2,605	838	37	875
Weapon	875	774	43	817
Offense Against Family	448	245	1	246
Narcotic	4,336	5,739	41	5,780
Liquor/Tobacco	182	108	2	110
Drunk - Alcohol/Drug	453	338	1	339
Disorderly Conduct	128	208	8	216
Vagrancy/Quality of Life	174	87	0	87
Gambling	4	3	0	3
Drunk Driving - Vehicle/Boat	561	754	0	754
Vehicle/Boating	5,317	1,161	10	1,171
Vandalism	2,652	253	25	278
Warrant	14	8,579	28	8,607
Receiving Stolen Property	48	90	1	91
Federal Offense Without Money	4	15	1	16
Federal Offense With Money	52	2	0	2
Felony, Miscellaneous	675	463	31	494
Misdemeanor, Miscellaneous	2,474	1,519	18	1,537
<b>SUBTOTAL</b>	<b>23,908</b>	<b>21,544</b>	<b>259</b>	<b>21,803</b>
<b>NONCRIMINAL INCIDENTS</b>				
Person Missing or Found	1,558	0	1	1
Juvenile, Noncriminal	1,846	1	4	5
Commitment	2	0	0	0
Miscellaneous, Noncriminal	25,435	13	3	16
Suicide and Attempt	122	0	0	0
Mentally Ill	1,800	0	0	0
Accident, Traffic - Vehicle/Boat	6,349	0	0	0
Accident, Miscellaneous	256	0	0	0
Person Dead	406	0	0	0
<b>SUBTOTAL</b>	<b>37,774</b>	<b>14</b>	<b>8</b>	<b>22</b>
<b>CALENDAR YEAR 2019</b>	<b>79,483</b>	<b>24,834</b>	<b>489</b>	<b>25,323</b>
<b>CALENDAR YEAR 2018</b>	<b>79,451</b>	<b>21,522</b>	<b>486</b>	<b>22,008</b>
<b>% CHANGE 2018 TO 2019</b>	<b>0</b>	<b>15</b>	<b>1</b>	<b>15</b>

LOS ANGELES COUNTY SHERIFF'S DEPARTMENT  
**2019 SOUTH PATROL DIVISION**  
**PART I ACTUAL OFFENSES\* CLEARED**

	Actual Offenses*	Number Cleared	Percent Cleared (%)
Criminal Homicide	27	12	44
Rape	201	181	90
Robbery	962	372	39
Aggravated Assault	1,724	1,216	71
Burglary	2,840	340	12
Larceny Theft	9,220	1,392	15
Grand Theft Auto	2,666	276	10
Arson	98	18	18
<b>TOTAL PART I OFFENSES</b>	<b>17,738</b>	<b>3,807</b>	<b>21</b>

\* Actual offenses (unfounded not included)

**LOS ANGELES COUNTY SHERIFF'S DEPARTMENT**  
**2019 SOUTH PATROL DIVISION**  
**MALE ADULT ARRESTS BY AGE**

	18	19	20	21	22	23	24
<b>PART I CRIMES</b>							
Criminal Homicide	1	4	1	1	1	1	1
Rape	1	0	0	0	1	1	0
Robbery	22	13	7	14	6	11	10
Aggravated Assault	20	20	26	28	30	41	45
Burglary	10	13	10	11	5	9	13
Larceny Theft	11	15	17	16	20	20	21
Grand Theft Auto	11	8	7	8	13	12	13
Arson	0	0	1	0	0	0	1
<b>SUBTOTAL</b>	<b>76</b>	<b>73</b>	<b>69</b>	<b>78</b>	<b>76</b>	<b>95</b>	<b>104</b>
<b>PART II CRIMES</b>							
Forgery	0	2	0	3	0	2	1
Fraud and NSF Checks	0	1	1	0	1	1	3
Sex Offense, Felony	1	0	4	0	2	1	1
Sex Offense, Misdemeanor	1	3	0	4	4	2	0
Non-aggravated Assault	18	14	8	20	17	28	19
Weapon	23	26	13	23	24	20	30
Offense Against Family	2	4	3	8	4	9	5
Narcotic	47	65	72	86	79	112	157
Liquor/Tobacco	1	1	3	3	2	3	4
Drunk - Alcohol/Drug	2	1	4	6	7	12	11
Disorderly Conduct	0	0	0	1	0	7	3
Vagrancy/Quality of Life	0	0	0	2	0	2	4
Gambling	0	0	0	0	0	0	0
Drunk Driving - Vehicle/Boat	5	13	10	19	33	19	39
Vehicle/Boating	18	25	30	30	30	39	39
Vandalism	4	13	13	11	13	14	7
Warrant	28	64	69	125	144	162	207
Receiving Stolen Property	4	0	3	1	2	1	6
Federal Offense Without Money	1	1	0	1	0	0	0
Federal Offense With Money	0	0	0	0	0	0	0
Felony, Miscellaneous	8	6	12	10	7	13	14
Misdemeanor, Miscellaneous	23	16	23	16	25	42	39
<b>SUBTOTAL</b>	<b>186</b>	<b>255</b>	<b>268</b>	<b>369</b>	<b>394</b>	<b>489</b>	<b>589</b>
<b>NONCRIMINAL INCIDENTS</b>							
Person Missing or Found	0	0	0	0	0	0	0
Juvenile, Noncriminal	1	0	0	0	0	0	0
Commitment	0	0	0	0	0	0	0
Miscellaneous, Noncriminal	0	0	0	0	0	0	0
Suicide and Attempt	0	0	0	0	0	0	0
Mentally Ill	0	0	0	0	0	0	0
Accident, Traffic - Vehicle/Boat	0	0	0	0	0	0	0
Accident, Miscellaneous	0	0	0	0	0	0	0
Person Dead	0	0	0	0	0	0	0
<b>SUBTOTAL</b>	<b>1</b>	<b>0</b>	<b>0</b>	<b>0</b>	<b>0</b>	<b>0</b>	<b>0</b>
<b>GRAND TOTAL</b>	<b>263</b>	<b>328</b>	<b>337</b>	<b>447</b>	<b>470</b>	<b>584</b>	<b>693</b>



**LOS ANGELES COUNTY SHERIFF'S DEPARTMENT**  
**2019 SOUTH PATROL DIVISION**  
**MALE ADULT ARRESTS BY AGE**

	25-29	30-34	35-39	40-44	45-49	50+	Total
<b>PART I CRIMES</b>							
Criminal Homicide	5	3	3	2	0	3	26
Rape	7	5	3	4	1	4	27
Robbery	35	32	30	11	8	20	219
Aggravated Assault	176	154	108	76	65	113	902
Burglary	47	39	32	19	18	17	243
Larceny Theft	106	100	63	35	36	79	539
Grand Theft Auto	81	59	45	27	16	24	324
Arson	5	0	0	1	0	3	11
<b>SUBTOTAL</b>	<b>462</b>	<b>392</b>	<b>284</b>	<b>175</b>	<b>144</b>	<b>263</b>	<b>2,291</b>
<b>PART II CRIMES</b>							
Forgery	7	10	8	8	4	2	47
Fraud and NSF Checks	12	14	12	5	5	12	67
Sex Offense, Felony	17	13	19	17	7	32	114
Sex Offense, Misdemeanor	13	8	11	7	3	8	64
Non-aggravated Assault	102	117	91	58	36	97	625
Weapon	139	102	86	79	53	80	698
Offense Against Family	33	41	21	19	21	31	201
Narcotic	789	871	673	513	434	744	4,642
Liquor/Tobacco	13	11	13	9	6	16	85
Drunk - Alcohol/Drug	54	45	35	35	27	55	294
Disorderly Conduct	10	26	22	22	16	52	159
Vagrancy/Quality of Life	5	2	8	2	11	23	59
Gambling	0	0	0	0	1	2	3
Drunk Driving - Vehicle/Boat	132	102	57	60	40	83	612
Vehicle/Boating	179	125	110	77	76	130	908
Vandalism	50	33	15	14	3	24	214
Warrant	1,120	1,095	864	677	620	1,340	6,515
Receiving Stolen Property	13	12	12	4	6	3	67
Federal Offense Without Money	0	3	2	0	1	2	11
Federal Offense With Money	0	1	0	0	0	0	1
Felony, Miscellaneous	70	52	63	40	38	65	398
Misdemeanor, Miscellaneous	165	185	154	123	124	254	1,189
<b>SUBTOTAL</b>	<b>2,923</b>	<b>2,868</b>	<b>2,276</b>	<b>1,769</b>	<b>1,532</b>	<b>3,055</b>	<b>16,973</b>
<b>NONCRIMINAL INCIDENTS</b>							
Person Missing or Found	0	0	0	0	0	0	0
Juvenile, Noncriminal	0	0	0	0	0	0	1
Commitment	0	0	0	0	0	0	0
Miscellaneous, Noncriminal	0	2	0	0	4	3	9
Suicide and Attempt	0	0	0	0	0	0	0
Mentally Ill	0	0	0	0	0	0	0
Accident, Traffic - Vehicle/Boat	0	0	0	0	0	0	0
Accident, Miscellaneous	0	0	0	0	0	0	0
Person Dead	0	0	0	0	0	0	0
<b>SUBTOTAL</b>	<b>0</b>	<b>2</b>	<b>0</b>	<b>0</b>	<b>4</b>	<b>3</b>	<b>10</b>
<b>GRAND TOTAL</b>	<b>3,385</b>	<b>3,262</b>	<b>2,560</b>	<b>1,944</b>	<b>1,680</b>	<b>3,321</b>	<b>19,274</b>

**LOS ANGELES COUNTY SHERIFF'S DEPARTMENT**  
**2019 SOUTH PATROL DIVISION**  
**MALE JUVENILE ARRESTS BY AGE**

	0-10	11-12	13-14	15	16	17	Total
<b>PART I CRIMES</b>							
Criminal Homicide	0	0	0	0	0	1	1
Rape	0	0	0	0	0	1	1
Robbery	0	1	1	9	5	14	30
Aggravated Assault	0	2	3	8	12	11	36
Burglary	0	0	3	2	8	7	20
Larceny Theft	0	2	7	14	8	8	39
Grand Theft Auto	0	0	3	4	7	10	24
Arson	0	0	0	0	0	0	0
<b>SUBTOTAL</b>	<b>0</b>	<b>5</b>	<b>17</b>	<b>37</b>	<b>40</b>	<b>52</b>	<b>151</b>
<b>PART II CRIMES</b>							
Forgery	0	0	0	0	0	1	1
Fraud and NSF Checks	0	0	0	0	0	1	1
Sex Offense, Felony	0	0	2	2	0	0	4
Sex Offense, Misdemeanor	0	0	1	3	0	1	5
Non-aggravated Assault	0	0	3	5	7	9	24
Weapon	0	1	9	8	8	16	42
Offense Against Family	0	0	1	0	0	0	1
Narcotic	0	0	2	7	7	10	26
Liquor/Tobacco	0	0	0	0	0	1	1
Drunk - Alcohol/Drug	0	0	0	0	1	0	1
Disorderly Conduct	0	0	2	1	1	0	4
Vagrancy/Quality of Life	0	0	0	0	0	0	0
Gambling	0	0	0	0	0	0	0
Drunk Driving - Vehicle/Boat	0	0	0	0	0	0	0
Vehicle/Boating	0	0	0	0	2	5	7
Vandalism	0	0	6	6	8	3	23
Warrant	0	0	4	5	9	5	23
Receiving Stolen Property	0	0	0	0	0	1	1
Federal Offense Without Money	0	0	0	0	0	1	1
Federal Offense With Money	0	0	0	0	0	0	0
Felony, Miscellaneous	0	3	6	3	9	4	25
Misdemeanor, Miscellaneous	0	1	6	0	1	9	17
<b>SUBTOTAL</b>	<b>0</b>	<b>5</b>	<b>42</b>	<b>40</b>	<b>53</b>	<b>67</b>	<b>207</b>
<b>NONCRIMINAL INCIDENTS</b>							
Person Missing or Found	0	0	0	0	0	1	1
Juvenile, Noncriminal	0	0	0	0	0	1	1
Commitment	0	0	0	0	0	0	0
Miscellaneous, Noncriminal	0	0	0	0	2	0	2
Suicide and Attempt	0	0	0	0	0	0	0
Mentally Ill	0	0	0	0	0	0	0
Accident, Traffic - Vehicle/Boat	0	0	0	0	0	0	0
Accident, Miscellaneous	0	0	0	0	0	0	0
Person Dead	0	0	0	0	0	0	0
<b>SUBTOTAL</b>	<b>0</b>	<b>0</b>	<b>0</b>	<b>0</b>	<b>2</b>	<b>2</b>	<b>4</b>
<b>GRAND TOTAL</b>	<b>0</b>	<b>10</b>	<b>59</b>	<b>77</b>	<b>95</b>	<b>121</b>	<b>362</b>

**LOS ANGELES COUNTY SHERIFF'S DEPARTMENT**  
**2019 SOUTH PATROL DIVISION**  
**FEMALE ADULT ARRESTS BY AGE**

	18	19	20	21	22	23	24
<b>PART I CRIMES</b>							
Criminal Homicide	0	0	0	0	0	0	0
Rape	0	0	0	0	0	0	0
Robbery	2	3	5	2	1	2	3
Aggravated Assault	8	11	8	13	10	17	13
Burglary	1	3	8	1	3	3	4
Larceny Theft	17	27	15	24	18	21	17
Grand Theft Auto	2	4	2	2	2	1	7
Arson	0	0	0	0	0	0	0
<b>SUBTOTAL</b>	<b>30</b>	<b>48</b>	<b>38</b>	<b>42</b>	<b>34</b>	<b>44</b>	<b>44</b>
<b>PART II CRIMES</b>							
Forgery	0	0	1	0	0	1	1
Fraud and NSF Checks	1	3	1	2	1	1	1
Sex Offense, Felony	0	1	0	0	0	0	0
Sex Offense, Misdemeanor	1	2	1	2	0	0	0
Non-aggravated Assault	3	7	5	10	10	8	8
Weapon	0	2	2	1	3	4	3
Offense Against Family	0	0	0	0	1	1	1
Narcotic	17	19	19	27	45	40	37
Liquor/Tobacco	0	1	4	0	1	1	1
Drunk - Alcohol/Drug	0	0	0	1	0	0	3
Disorderly Conduct	0	1	0	0	0	0	0
Vagrancy/Quality of Life	0	0	0	0	0	2	0
Gambling	0	0	0	0	0	0	0
Drunk Driving - Vehicle/Boat	1	2	1	5	5	6	7
Vehicle/Boating	1	2	3	6	11	7	7
Vandalism	2	1	2	3	1	2	0
Warrant	8	16	15	29	53	53	68
Receiving Stolen Property	0	1	2	0	1	3	3
Federal Offense Without Money	0	1	0	0	0	1	0
Federal Offense With Money	0	0	0	0	0	0	0
Felony, Miscellaneous	3	4	2	0	2	1	7
Misdemeanor, Miscellaneous	5	1	2	12	8	12	7
<b>SUBTOTAL</b>	<b>42</b>	<b>64</b>	<b>60</b>	<b>98</b>	<b>142</b>	<b>143</b>	<b>154</b>
<b>NONCRIMINAL INCIDENTS</b>							
Person Missing or Found	0	0	0	0	0	0	0
Juvenile, Noncriminal	0	0	0	0	0	0	0
Commitment	0	0	0	0	0	0	0
Miscellaneous, Noncriminal	0	0	0	0	0	1	0
Suicide and Attempt	0	0	0	0	0	0	0
Mentally Ill	0	0	0	0	0	0	0
Accident, Traffic - Vehicle/Boat	0	0	0	0	0	0	0
Accident, Miscellaneous	0	0	0	0	0	0	0
Person Dead	0	0	0	0	0	0	0
<b>SUBTOTAL</b>	<b>0</b>	<b>0</b>	<b>0</b>	<b>0</b>	<b>0</b>	<b>1</b>	<b>0</b>
<b>GRAND TOTAL</b>	<b>72</b>	<b>112</b>	<b>98</b>	<b>140</b>	<b>176</b>	<b>188</b>	<b>198</b>

**LOS ANGELES COUNTY SHERIFF'S DEPARTMENT**  
**2019 SOUTH PATROL DIVISION**  
**FEMALE ADULT ARRESTS BY AGE**

	25-29	30-34	35-39	40-44	45-49	50+	Total
<b>PART I CRIMES</b>							
Criminal Homicide	0	1	0	0	0	0	1
Rape	0	0	0	0	0	0	0
Robbery	13	15	2	3	4	2	57
Aggravated Assault	67	43	43	26	11	31	301
Burglary	11	14	9	7	3	1	68
Larceny Theft	74	68	59	35	17	61	453
Grand Theft Auto	31	26	8	6	4	3	98
Arson	1	0	1	1	1	1	5
<b>SUBTOTAL</b>	<b>197</b>	<b>167</b>	<b>122</b>	<b>78</b>	<b>40</b>	<b>99</b>	<b>983</b>
<b>PART II CRIMES</b>							
Forgery	2	4	3	3	1	4	20
Fraud and NSF Checks	6	5	9	6	0	3	39
Sex Offense, Felony	0	0	0	0	0	0	1
Sex Offense, Misdemeanor	6	1	1	1	0	1	16
Non-aggravated Assault	34	42	17	26	17	25	212
Weapon	19	11	11	7	5	8	76
Offense Against Family	5	10	9	3	4	9	43
Narcotic	212	177	174	114	85	130	1,096
Liquor/Tobacco	7	0	3	1	2	2	23
Drunk - Alcohol/Drug	6	7	6	6	0	15	44
Disorderly Conduct	5	8	5	4	10	15	48
Vagrancy/Quality of Life	2	2	4	4	4	10	28
Gambling	0	0	0	0	0	0	0
Drunk Driving - Vehicle/Boat	36	20	15	11	9	22	140
Vehicle/Boating	54	42	36	32	19	33	253
Vandalism	8	4	5	4	3	4	39
Warrant	406	340	311	248	199	318	2,064
Receiving Stolen Property	4	4	1	3	0	1	23
Federal Offense Without Money	0	2	0	0	0	0	4
Federal Offense With Money	1	0	0	0	0	0	1
Felony, Miscellaneous	9	14	6	10	1	5	64
Misdemeanor, Miscellaneous	44	47	56	35	26	75	330
<b>SUBTOTAL</b>	<b>866</b>	<b>740</b>	<b>672</b>	<b>518</b>	<b>385</b>	<b>680</b>	<b>4,564</b>
<b>NONCRIMINAL INCIDENTS</b>							
Person Missing or Found	0	0	0	0	0	0	0
Juvenile, Noncriminal	0	0	0	0	0	0	0
Commitment	0	0	0	0	0	0	0
Miscellaneous, Noncriminal	1	0	0	1	0	1	4
Suicide and Attempt	0	0	0	0	0	0	0
Mentally Ill	0	0	0	0	0	0	0
Accident, Traffic - Vehicle/Boat	0	0	0	0	0	0	0
Accident, Miscellaneous	0	0	0	0	0	0	0
Person Dead	0	0	0	0	0	0	0
<b>SUBTOTAL</b>	<b>1</b>	<b>0</b>	<b>0</b>	<b>1</b>	<b>0</b>	<b>1</b>	<b>4</b>
<b>GRAND TOTAL</b>	<b>1,064</b>	<b>907</b>	<b>794</b>	<b>597</b>	<b>425</b>	<b>780</b>	<b>5,551</b>

**LOS ANGELES COUNTY SHERIFF'S DEPARTMENT**  
**2019 SOUTH PATROL DIVISION**  
**FEMALE JUVENILE ARRESTS BY AGE**

	0-10	11-12	13-14	15	16	17	Total
<b>PART I CRIMES</b>							
Criminal Homicide	0	0	0	0	0	0	0
Rape	0	0	0	0	0	0	0
Robbery	0	0	1	2	2	2	7
Aggravated Assault	0	1	3	3	4	3	14
Burglary	0	0	1	0	0	2	3
Larceny Theft	0	1	4	9	11	13	38
Grand Theft Auto	0	0	4	0	4	1	9
Arson	0	0	0	0	0	0	0
<b>SUBTOTAL</b>	<b>0</b>	<b>2</b>	<b>13</b>	<b>14</b>	<b>21</b>	<b>21</b>	<b>71</b>
<b>PART II CRIMES</b>							
Forgery	0	0	0	0	0	0	0
Fraud and NSF Checks	0	0	0	0	0	0	0
Sex Offense, Felony	0	0	0	0	0	0	0
Sex Offense, Misdemeanor	0	0	0	1	0	0	1
Non-aggravated Assault	0	1	8	2	1	1	13
Weapon	0	0	0	0	1	0	1
Offense Against Family	0	0	0	0	0	0	0
Narcotic	0	1	10	0	2	2	15
Liquor/Tobacco	0	0	1	0	0	0	1
Drunk - Alcohol/Drug	0	0	0	0	0	0	0
Disorderly Conduct	0	0	4	0	0	0	4
Vagrancy/Quality of Life	0	0	0	0	0	0	0
Gambling	0	0	0	0	0	0	0
Drunk Driving - Vehicle/Boat	0	0	0	0	0	0	0
Vehicle/Boating	0	0	1	0	0	2	3
Vandalism	0	0	0	1	1	0	2
Warrant	0	0	0	1	2	2	5
Receiving Stolen Property	0	0	0	0	0	0	0
Federal Offense Without Money	0	0	0	0	0	0	0
Federal Offense With Money	0	0	0	0	0	0	0
Felony, Miscellaneous	0	2	1	2	1	0	6
Misdemeanor, Miscellaneous	0	0	0	0	0	1	1
<b>SUBTOTAL</b>	<b>0</b>	<b>4</b>	<b>25</b>	<b>7</b>	<b>8</b>	<b>8</b>	<b>52</b>
<b>NONCRIMINAL INCIDENTS</b>							
Person Missing or Found	0	0	0	0	0	0	0
Juvenile, Noncriminal	0	0	2	0	0	1	3
Commitment	0	0	0	0	0	0	0
Miscellaneous, Noncriminal	0	0	0	0	0	1	1
Suicide and Attempt	0	0	0	0	0	0	0
Mentally Ill	0	0	0	0	0	0	0
Accident, Traffic - Vehicle/Boat	0	0	0	0	0	0	0
Accident, Miscellaneous	0	0	0	0	0	0	0
Person Dead	0	0	0	0	0	0	0
<b>SUBTOTAL</b>	<b>0</b>	<b>0</b>	<b>2</b>	<b>0</b>	<b>0</b>	<b>2</b>	<b>4</b>
<b>GRAND TOTAL</b>	<b>0</b>	<b>6</b>	<b>40</b>	<b>21</b>	<b>29</b>	<b>31</b>	<b>127</b>



LOS ANGELES COUNTY SHERIFF'S DEPARTMENT  
2019 SOUTH PATROL DIVISION  
CARSON SHERIFF'S STATION PATROL AREA MAP



**LOS ANGELES COUNTY SHERIFF'S DEPARTMENT  
2019 CARSON SHERIFF'S STATION  
SYNOPSIS**

	Calendar Year 2018	Calendar Year 2019	Percent Change (%)	Crime Rate Per 10,000 Population	
				2018	2019

<b>TOTAL REPORTED INCIDENTS</b>	<b>13,621</b>	<b>14,575</b>	<b>7</b>		
---------------------------------	---------------	---------------	----------	--	--

<b>PART I CRIMES</b>	<b>3,284</b>	<b>3,310</b>	<b>1</b>	<b>276.69</b>	<b>279.26</b>
Criminal Homicide	6	8	33	0.51	0.67
Rape	25	40	60	2.11	3.37
Robbery	176	158	-10	14.83	13.33
Aggravated Assault	390	360	-8	32.86	30.37
Burglary	480	468	-2	40.44	39.48
Larceny Theft	1,591	1,686	6	134.05	142.25
Grand Theft Auto	600	568	-5	50.55	47.92
Arson	16	22	38	1.35	1.86

<b>PART II CRIMES</b>	<b>3,906</b>	<b>4,080</b>	<b>4</b>	<b>329.10</b>	<b>344.22</b>
-----------------------	--------------	--------------	----------	---------------	---------------

<b>NONCRIMINAL INCIDENTS</b>	<b>6,431</b>	<b>7,185</b>	<b>12</b>		
------------------------------	--------------	--------------	-----------	--	--

<b>TOTAL ARRESTS</b>	<b>4,358</b>	<b>4,394</b>	<b>1</b>		
Adult Arrests	4,305	4,338	1		
Juvenile Arrests	53	56	6		

**PART I CRIMES STOLEN AND  
RECOVERED PROPERTY  
AMOUNT**

Stolen Property	\$14,644,493	\$9,570,835	-35		
Recovered Property	\$4,250,958	\$3,506,541	-18		
Percent Recovered (%)	29	37			

	Area in Square Miles 2019	Population 2019	Crime Rate Per 10,000 Population Part I Crimes		Percent Change (%)
			2018	2019	
<b>TOTAL AREA</b>	24.20	118,528	276.69	279.26	1
Unincorporated	5.24	24,843	346.34	336.92	-3
City of Carson	18.97	93,685	258.29	263.97	2



**LOS ANGELES COUNTY SHERIFF'S DEPARTMENT**  
**2019 CARSON SHERIFF'S STATION**  
**INCIDENT AND ARREST SUMMARY**

	Reported Incidents	Adults Arrested	Juveniles Arrested	Total Arrested
<b>PART I CRIMES</b>				
Criminal Homicide	8	8	0	8
Rape	40	3	0	3
Robbery	158	41	6	47
Aggravated Assault	360	214	2	216
Burglary	468	53	3	56
Larceny Theft	1,686	217	15	232
Grand Theft Auto	568	107	10	117
Arson	22	4	0	4
<b>SUBTOTAL</b>	<b>3,310</b>	<b>647</b>	<b>36</b>	<b>683</b>
<b>PART II CRIMES</b>				
Forgery	154	16	1	17
Fraud and NSF Checks	301	27	0	27
Sex Offense, Felony	40	17	1	18
Sex Offense, Misdemeanor	39	13	0	13
Non-aggravated Assault	409	122	1	123
Weapon	199	191	1	192
Offense Against Family	65	25	0	25
Narcotic	867	1,032	2	1,034
Liquor/Tobacco	7	68	1	69
Drunk - Alcohol/Drug	130	33	0	33
Disorderly Conduct	14	5	0	5
Vagrancy/Quality of Life	35	0	0	0
Gambling	0	0	0	0
Drunk Driving - Vehicle/Boat	100	112	0	112
Vehicle/Boating	814	129	1	130
Vandalism	500	58	1	59
Warrant	3	1,371	6	1,377
Receiving Stolen Property	10	20	0	20
Federal Offense Without Money	1	6	1	7
Federal Offense With Money	7	0	0	0
Felony, Miscellaneous	93	131	2	133
Misdemeanor, Miscellaneous	292	313	1	314
<b>SUBTOTAL</b>	<b>4,080</b>	<b>3,689</b>	<b>19</b>	<b>3,708</b>
<b>NONCRIMINAL INCIDENTS</b>				
Person Missing or Found	344	0	1	1
Juvenile, Noncriminal	259	0	0	0
Commitment	1	0	0	0
Miscellaneous, Noncriminal	5,060	2	0	2
Suicide and Attempt	15	0	0	0
Mentally Ill	270	0	0	0
Accident, Traffic - Vehicle/Boat	1,140	0	0	0
Accident, Miscellaneous	20	0	0	0
Person Dead	76	0	0	0
<b>SUBTOTAL</b>	<b>7,185</b>	<b>2</b>	<b>1</b>	<b>3</b>
<b>CALENDAR YEAR 2019</b>	<b>14,575</b>	<b>4,338</b>	<b>56</b>	<b>4,394</b>
<b>CALENDAR YEAR 2018</b>	<b>13,621</b>	<b>4,305</b>	<b>53</b>	<b>4,358</b>
<b>% CHANGE 2018 TO 2019</b>	<b>7</b>	<b>1</b>	<b>6</b>	<b>1</b>

**LOS ANGELES COUNTY SHERIFF'S DEPARTMENT**  
**2019 CARSON SHERIFF'S STATION**  
**PART I ACTUAL OFFENSES\* CLEARED**

	Station Total	Unincorporated	City of Carson
<b>Criminal Homicide</b>	<b>7</b>	<b>2</b>	<b>5</b>
Number Cleared	2	1	1
Percent Cleared (%)	29	50	20
<b>Rape</b>	<b>39</b>	<b>8</b>	<b>31</b>
Number Cleared	29	4	25
Percent Cleared (%)	74	50	81
<b>Robbery</b>	<b>158</b>	<b>36</b>	<b>122</b>
Number Cleared	58	18	40
Percent Cleared (%)	37	50	33
<b>Aggravated Assault</b>	<b>358</b>	<b>72</b>	<b>286</b>
Number Cleared	243	47	196
Percent Cleared (%)	68	65	69
<b>Burglary</b>	<b>466</b>	<b>138</b>	<b>328</b>
Number Cleared	55	9	46
Percent Cleared (%)	12	7	14
<b>Larceny Theft</b>	<b>1,682</b>	<b>405</b>	<b>1,277</b>
Number Cleared	262	31	231
Percent Cleared (%)	16	8	18
<b>Grand Theft Auto</b>	<b>566</b>	<b>167</b>	<b>399</b>
Number Cleared	57	12	45
Percent Cleared (%)	10	7	11
<b>Arson</b>	<b>22</b>	<b>8</b>	<b>14</b>
Number Cleared	4	1	3
Percent Cleared (%)	18	12	21
<b>TOTAL PART I OFFENSES</b>	<b>3,298</b>	<b>836</b>	<b>2,462</b>
Number Cleared	<b>710</b>	<b>123</b>	<b>587</b>
Percent Cleared (%)	<b>22</b>	<b>15</b>	<b>24</b>

\* Actual offenses (unfounded not included)

**LOS ANGELES COUNTY SHERIFF'S DEPARTMENT**  
**2019 CARSON SHERIFF'S STATION**  
**COMPARISON OF INCIDENTS BY CITY/AREA**

	Unincorporated	City of Carson	Other	Total
<b>PART I CRIMES</b>				
Criminal Homicide	2	6	0	8
Rape	8	32	0	40
Robbery	36	122	0	158
Aggravated Assault	72	288	0	360
Burglary	139	329	0	468
Larceny Theft	405	1,281	0	1,686
Grand Theft Auto	167	401	0	568
Arson	8	14	0	22
<b>SUBTOTAL</b>	<b>837</b>	<b>2,473</b>	<b>0</b>	<b>3,310</b>
<b>PART II CRIMES</b>				
Forgery	35	119	0	154
Fraud and NSF Checks	53	248	0	301
Sex Offense, Felony	5	35	0	40
Sex Offense, Misdemeanor	12	27	0	39
Non-aggravated Assault	146	263	0	409
Weapon	38	161	0	199
Offense Against Family	21	44	0	65
Narcotic	218	649	0	867
Liquor/Tobacco	2	5	0	7
Drunk - Alcohol/Drug	23	107	0	130
Disorderly Conduct	3	11	0	14
Vagrancy/Quality of Life	0	35	0	35
Gambling	0	0	0	0
Drunk Driving - Vehicle/Boat	8	92	0	100
Vehicle/Boating	59	755	0	814
Vandalism	112	388	0	500
Warrant	3	0	0	3
Receiving Stolen Property	1	9	0	10
Federal Offense Without Money	0	1	0	1
Federal Offense With Money	1	6	0	7
Felony, Miscellaneous	19	74	0	93
Misdemeanor, Miscellaneous	78	214	0	292
<b>SUBTOTAL</b>	<b>837</b>	<b>3,243</b>	<b>0</b>	<b>4,080</b>
<b>NONCRIMINAL INCIDENTS</b>				
Person Missing or Found	63	281	0	344
Juvenile, Noncriminal	63	196	0	259
Commitment	0	1	0	1
Miscellaneous, Noncriminal	1,410	3,650	0	5,060
Suicide and Attempt	5	10	0	15
Mentally Ill	100	170	0	270
Accident, Traffic - Vehicle/Boat	7	1,133	0	1,140
Accident, Miscellaneous	19	1	0	20
Person Dead	21	55	0	76
<b>SUBTOTAL</b>	<b>1,688</b>	<b>5,497</b>	<b>0</b>	<b>7,185</b>
<b>CALENDAR YEAR 2019</b>	<b>3,362</b>	<b>11,213</b>	<b>0</b>	<b>14,575</b>
<b>CALENDAR YEAR 2018</b>	<b>2,998</b>	<b>10,623</b>	<b>0</b>	<b>13,621</b>
<b>% CHANGE 2018 TO 2019</b>	<b>12</b>	<b>6</b>	<b>N/C</b>	<b>7</b>

**LOS ANGELES COUNTY SHERIFF'S DEPARTMENT**  
**2019 CARSON SHERIFF'S STATION**  
**COMPARISON OF ARRESTS BY CITY/AREA**

	Unincorporated	City of Carson	Other	Total
<b>PART I CRIMES</b>				
Criminal Homicide	2	3	3	8
Rape	1	2	0	3
Robbery	9	38	0	47
Aggravated Assault	51	161	4	216
Burglary	10	46	0	56
Larceny Theft	24	206	2	232
Grand Theft Auto	21	92	4	117
Arson	1	3	0	4
<b>SUBTOTAL</b>	<b>119</b>	<b>551</b>	<b>13</b>	<b>683</b>
<b>PART II CRIMES</b>				
Forgery	2	14	1	17
Fraud and NSF Checks	3	23	1	27
Sex Offense, Felony	4	14	0	18
Sex Offense, Misdemeanor	6	7	0	13
Non-aggravated Assault	42	79	2	123
Weapon	40	147	5	192
Offense Against Family	12	13	0	25
Narcotic	236	773	25	1,034
Liquor/Tobacco	1	68	0	69
Drunk - Alcohol/Drug	21	12	0	33
Disorderly Conduct	1	4	0	5
Vagrancy/Quality of Life	0	0	0	0
Gambling	0	0	0	0
Drunk Driving - Vehicle/Boat	8	102	2	112
Vehicle/Boating	23	106	1	130
Vandalism	22	37	0	59
Warrant	325	1,021	31	1,377
Receiving Stolen Property	6	13	1	20
Federal Offense Without Money	1	5	1	7
Federal Offense With Money	0	0	0	0
Felony, Miscellaneous	27	97	9	133
Misdemeanor, Miscellaneous	58	248	8	314
<b>SUBTOTAL</b>	<b>838</b>	<b>2,783</b>	<b>87</b>	<b>3,708</b>
<b>NONCRIMINAL INCIDENTS</b>				
Person Missing or Found	0	1	0	1
Juvenile, Noncriminal	0	0	0	0
Commitment	0	0	0	0
Miscellaneous, Noncriminal	1	1	0	2
Suicide and Attempt	0	0	0	0
Mentally Ill	0	0	0	0
Accident, Traffic - Vehicle/Boat	0	0	0	0
Accident, Miscellaneous	0	0	0	0
Person Dead	0	0	0	0
<b>SUBTOTAL</b>	<b>1</b>	<b>2</b>	<b>0</b>	<b>3</b>
<b>CALENDAR YEAR 2019</b>	<b>958</b>	<b>3,336</b>	<b>100</b>	<b>4,394</b>
<b>CALENDAR YEAR 2018</b>	<b>1,100</b>	<b>3,146</b>	<b>112</b>	<b>4,358</b>
<b>% CHANGE 2018 TO 2019</b>	<b>-13</b>	<b>6</b>	<b>-11</b>	<b>1</b>

**LOS ANGELES COUNTY SHERIFF'S DEPARTMENT**  
**2019 CARSON SHERIFF'S STATION**  
**COMPARISON OF ADULT ARRESTS BY CITY/AREA**

	Unincorporated	City of Carson	Other	Total
<b>PART I CRIMES</b>				
Criminal Homicide	2	3	3	8
Rape	1	2	0	3
Robbery	9	32	0	41
Aggravated Assault	51	159	4	214
Burglary	10	43	0	53
Larceny Theft	23	192	2	217
Grand Theft Auto	20	83	4	107
Arson	1	3	0	4
<b>SUBTOTAL</b>	<b>117</b>	<b>517</b>	<b>13</b>	<b>647</b>
<b>PART II CRIMES</b>				
Forgery	2	13	1	16
Fraud and NSF Checks	3	23	1	27
Sex Offense, Felony	3	14	0	17
Sex Offense, Misdemeanor	6	7	0	13
Non-aggravated Assault	42	78	2	122
Weapon	40	146	5	191
Offense Against Family	12	13	0	25
Narcotic	235	772	25	1,032
Liquor/Tobacco	1	67	0	68
Drunk - Alcohol/Drug	21	12	0	33
Disorderly Conduct	1	4	0	5
Vagrancy/Quality of Life	0	0	0	0
Gambling	0	0	0	0
Drunk Driving - Vehicle/Boat	8	102	2	112
Vehicle/Boating	23	105	1	129
Vandalism	22	36	0	58
Warrant	325	1,015	31	1,371
Receiving Stolen Property	6	13	1	20
Federal Offense Without Money	1	5	0	6
Federal Offense With Money	0	0	0	0
Felony, Miscellaneous	27	95	9	131
Misdemeanor, Miscellaneous	58	247	8	313
<b>SUBTOTAL</b>	<b>836</b>	<b>2,767</b>	<b>86</b>	<b>3,689</b>
<b>NONCRIMINAL INCIDENTS</b>				
Person Missing or Found	0	0	0	0
Juvenile, Noncriminal	0	0	0	0
Commitment	0	0	0	0
Miscellaneous, Noncriminal	1	1	0	2
Suicide and Attempt	0	0	0	0
Mentally Ill	0	0	0	0
Accident, Traffic - Vehicle/Boat	0	0	0	0
Accident, Miscellaneous	0	0	0	0
Person Dead	0	0	0	0
<b>SUBTOTAL</b>	<b>1</b>	<b>1</b>	<b>0</b>	<b>2</b>
<b>CALENDAR YEAR 2019</b>	<b>954</b>	<b>3,285</b>	<b>99</b>	<b>4,338</b>
<b>CALENDAR YEAR 2018</b>	<b>1,096</b>	<b>3,099</b>	<b>110</b>	<b>4,305</b>
<b>% CHANGE 2018 TO 2019</b>	<b>-13</b>	<b>6</b>	<b>-10</b>	<b>1</b>

**LOS ANGELES COUNTY SHERIFF'S DEPARTMENT**  
**2019 CARSON SHERIFF'S STATION**  
**COMPARISON OF JUVENILE ARRESTS BY CITY/AREA**

	Unincorporated	City of Carson	Other	Total
<b>PART I CRIMES</b>				
Criminal Homicide	0	0	0	0
Rape	0	0	0	0
Robbery	0	6	0	6
Aggravated Assault	0	2	0	2
Burglary	0	3	0	3
Larceny Theft	1	14	0	15
Grand Theft Auto	1	9	0	10
Arson	0	0	0	0
<b>SUBTOTAL</b>	<b>2</b>	<b>34</b>	<b>0</b>	<b>36</b>
<b>PART II CRIMES</b>				
Forgery	0	1	0	1
Fraud and NSF Checks	0	0	0	0
Sex Offense, Felony	1	0	0	1
Sex Offense, Misdemeanor	0	0	0	0
Non-aggravated Assault	0	1	0	1
Weapon	0	1	0	1
Offense Against Family	0	0	0	0
Narcotic	1	1	0	2
Liquor/Tobacco	0	1	0	1
Drunk - Alcohol/Drug	0	0	0	0
Disorderly Conduct	0	0	0	0
Vagrancy/Quality of Life	0	0	0	0
Gambling	0	0	0	0
Drunk Driving - Vehicle/Boat	0	0	0	0
Vehicle/Boating	0	1	0	1
Vandalism	0	1	0	1
Warrant	0	6	0	6
Receiving Stolen Property	0	0	0	0
Federal Offense Without Money	0	0	1	1
Federal Offense With Money	0	0	0	0
Felony, Miscellaneous	0	2	0	2
Misdemeanor, Miscellaneous	0	1	0	1
<b>SUBTOTAL</b>	<b>2</b>	<b>16</b>	<b>1</b>	<b>19</b>
<b>NONCRIMINAL INCIDENTS</b>				
Person Missing or Found	0	1	0	1
Juvenile, Noncriminal	0	0	0	0
Commitment	0	0	0	0
Miscellaneous, Noncriminal	0	0	0	0
Suicide and Attempt	0	0	0	0
Mentally Ill	0	0	0	0
Accident, Traffic - Vehicle/Boat	0	0	0	0
Accident, Miscellaneous	0	0	0	0
Person Dead	0	0	0	0
<b>SUBTOTAL</b>	<b>0</b>	<b>1</b>	<b>0</b>	<b>1</b>
<b>CALENDAR YEAR 2019</b>	<b>4</b>	<b>51</b>	<b>1</b>	<b>56</b>
<b>CALENDAR YEAR 2018</b>	<b>4</b>	<b>47</b>	<b>2</b>	<b>53</b>
<b>% CHANGE 2018 TO 2019</b>	<b>0</b>	<b>9</b>	<b>-50</b>	<b>6</b>

**LOS ANGELES COUNTY SHERIFF'S DEPARTMENT**  
**2019 CARSON SHERIFF'S STATION**  
**MALE ADULT ARRESTS BY AGE**

	18	19	20	21	22	23	24
<b>PART I CRIMES</b>							
Criminal Homicide	0	1	0	1	1	0	1
Rape	0	0	0	0	0	0	0
Robbery	3	1	1	3	0	4	0
Aggravated Assault	3	4	6	4	12	5	4
Burglary	2	1	1	0	3	4	2
Larceny Theft	2	7	6	2	8	3	6
Grand Theft Auto	4	2	0	3	4	4	0
Arson	0	0	1	0	0	0	0
<b>SUBTOTAL</b>	<b>14</b>	<b>16</b>	<b>15</b>	<b>13</b>	<b>28</b>	<b>20</b>	<b>13</b>
<b>PART II CRIMES</b>							
Forgery	0	0	0	0	0	0	1
Fraud and NSF Checks	0	1	0	0	0	1	1
Sex Offense, Felony	0	0	0	0	0	1	0
Sex Offense, Misdemeanor	0	0	0	0	0	1	0
Non-aggravated Assault	1	1	1	3	5	4	2
Weapon	1	5	2	6	7	6	7
Offense Against Family	0	0	0	0	0	0	0
Narcotic	1	8	10	10	23	21	17
Liquor/Tobacco	1	0	2	2	0	2	4
Drunk - Alcohol/Drug	1	0	1	1	1	2	3
Disorderly Conduct	0	0	0	0	0	1	0
Vagrancy/Quality of Life	0	0	0	0	0	0	0
Gambling	0	0	0	0	0	0	0
Drunk Driving - Vehicle/Boat	1	1	4	3	1	5	4
Vehicle/Boating	1	2	2	1	5	5	6
Vandalism	0	3	3	3	2	4	2
Warrant	4	9	14	17	22	30	36
Receiving Stolen Property	1	0	0	0	1	0	3
Federal Offense Without Money	0	0	0	0	0	0	0
Federal Offense With Money	0	0	0	0	0	0	0
Felony, Miscellaneous	1	2	5	5	1	4	3
Misdemeanor, Miscellaneous	5	2	7	2	8	6	10
<b>SUBTOTAL</b>	<b>18</b>	<b>34</b>	<b>51</b>	<b>53</b>	<b>76</b>	<b>93</b>	<b>99</b>
<b>NONCRIMINAL INCIDENTS</b>							
Person Missing or Found	0	0	0	0	0	0	0
Juvenile, Noncriminal	0	0	0	0	0	0	0
Commitment	0	0	0	0	0	0	0
Miscellaneous, Noncriminal	0	0	0	0	0	0	0
Suicide and Attempt	0	0	0	0	0	0	0
Mentally Ill	0	0	0	0	0	0	0
Accident, Traffic - Vehicle/Boat	0	0	0	0	0	0	0
Accident, Miscellaneous	0	0	0	0	0	0	0
Person Dead	0	0	0	0	0	0	0
<b>SUBTOTAL</b>	<b>0</b>	<b>0</b>	<b>0</b>	<b>0</b>	<b>0</b>	<b>0</b>	<b>0</b>
<b>GRAND TOTAL</b>	<b>32</b>	<b>50</b>	<b>66</b>	<b>66</b>	<b>104</b>	<b>113</b>	<b>112</b>



**LOS ANGELES COUNTY SHERIFF'S DEPARTMENT**  
**2019 CARSON SHERIFF'S STATION**  
**MALE ADULT ARRESTS BY AGE**

	25-29	30-34	35-39	40-44	45-49	50+	Total
<b>PART I CRIMES</b>							
Criminal Homicide	1	1	1	0	0	0	7
Rape	2	0	0	0	0	1	3
Robbery	6	4	5	1	1	6	35
Aggravated Assault	21	24	21	17	12	29	162
Burglary	7	5	6	4	4	3	42
Larceny Theft	27	24	10	10	9	17	131
Grand Theft Auto	22	20	9	8	3	9	88
Arson	1	0	0	0	0	1	3
<b>SUBTOTAL</b>	<b>87</b>	<b>78</b>	<b>52</b>	<b>40</b>	<b>29</b>	<b>66</b>	<b>471</b>
<b>PART II CRIMES</b>							
Forgery	3	2	4	1	1	0	12
Fraud and NSF Checks	2	4	4	1	2	4	20
Sex Offense, Felony	4	1	3	1	1	6	17
Sex Offense, Misdemeanor	1	2	2	1	1	0	8
Non-aggravated Assault	11	11	11	10	11	14	85
Weapon	35	28	22	18	10	23	170
Offense Against Family	6	5	1	1	1	5	19
Narcotic	107	145	136	100	106	156	840
Liquor/Tobacco	9	7	9	7	2	10	55
Drunk - Alcohol/Drug	4	0	3	6	3	4	29
Disorderly Conduct	1	2	0	0	0	0	4
Vagrancy/Quality of Life	0	0	0	0	0	0	0
Gambling	0	0	0	0	0	0	0
Drunk Driving - Vehicle/Boat	22	18	8	11	7	15	100
Vehicle/Boating	28	12	10	9	10	16	107
Vandalism	10	7	1	5	0	5	45
Warrant	182	172	150	127	95	179	1,037
Receiving Stolen Property	3	3	1	1	1	1	15
Federal Offense Without Money	0	2	1	0	0	1	4
Federal Offense With Money	0	0	0	0	0	0	0
Felony, Miscellaneous	16	15	21	14	10	19	116
Misdemeanor, Miscellaneous	34	44	32	22	30	42	244
<b>SUBTOTAL</b>	<b>478</b>	<b>480</b>	<b>419</b>	<b>335</b>	<b>291</b>	<b>500</b>	<b>2,927</b>
<b>NONCRIMINAL INCIDENTS</b>							
Person Missing or Found	0	0	0	0	0	0	0
Juvenile, Noncriminal	0	0	0	0	0	0	0
Commitment	0	0	0	0	0	0	0
Miscellaneous, Noncriminal	0	0	0	0	0	0	0
Suicide and Attempt	0	0	0	0	0	0	0
Mentally Ill	0	0	0	0	0	0	0
Accident, Traffic - Vehicle/Boat	0	0	0	0	0	0	0
Accident, Miscellaneous	0	0	0	0	0	0	0
Person Dead	0	0	0	0	0	0	0
<b>SUBTOTAL</b>	<b>0</b>	<b>0</b>	<b>0</b>	<b>0</b>	<b>0</b>	<b>0</b>	<b>0</b>
<b>GRAND TOTAL</b>	<b>565</b>	<b>558</b>	<b>471</b>	<b>375</b>	<b>320</b>	<b>566</b>	<b>3,398</b>

**LOS ANGELES COUNTY SHERIFF'S DEPARTMENT**  
**2019 CARSON SHERIFF'S STATION**  
**MALE JUVENILE ARRESTS BY AGE**

	0-10	11-12	13-14	15	16	17	Total
<b>PART I CRIMES</b>							
Criminal Homicide	0	0	0	0	0	0	0
Rape	0	0	0	0	0	0	0
Robbery	0	0	0	1	2	3	6
Aggravated Assault	0	0	0	0	1	0	1
Burglary	0	0	0	0	2	0	2
Larceny Theft	0	0	1	3	1	1	6
Grand Theft Auto	0	0	2	1	3	3	9
Arson	0	0	0	0	0	0	0
<b>SUBTOTAL</b>	<b>0</b>	<b>0</b>	<b>3</b>	<b>5</b>	<b>9</b>	<b>7</b>	<b>24</b>
<b>PART II CRIMES</b>							
Forgery	0	0	0	0	0	1	1
Fraud and NSF Checks	0	0	0	0	0	0	0
Sex Offense, Felony	0	0	1	0	0	0	1
Sex Offense, Misdemeanor	0	0	0	0	0	0	0
Non-aggravated Assault	0	0	0	0	1	0	1
Weapon	0	0	0	0	0	1	1
Offense Against Family	0	0	0	0	0	0	0
Narcotic	0	0	0	0	0	2	2
Liquor/Tobacco	0	0	0	0	0	1	1
Drunk - Alcohol/Drug	0	0	0	0	0	0	0
Disorderly Conduct	0	0	0	0	0	0	0
Vagrancy/Quality of Life	0	0	0	0	0	0	0
Gambling	0	0	0	0	0	0	0
Drunk Driving - Vehicle/Boat	0	0	0	0	0	0	0
Vehicle/Boating	0	0	0	0	0	1	1
Vandalism	0	0	1	0	0	0	1
Warrant	0	0	1	1	1	2	5
Receiving Stolen Property	0	0	0	0	0	0	0
Federal Offense Without Money	0	0	0	0	0	1	1
Federal Offense With Money	0	0	0	0	0	0	0
Felony, Miscellaneous	0	1	0	0	0	1	2
Misdemeanor, Miscellaneous	0	0	0	0	0	1	1
<b>SUBTOTAL</b>	<b>0</b>	<b>1</b>	<b>3</b>	<b>1</b>	<b>2</b>	<b>11</b>	<b>18</b>
<b>NONCRIMINAL INCIDENTS</b>							
Person Missing or Found	0	0	0	0	0	1	1
Juvenile, Noncriminal	0	0	0	0	0	0	0
Commitment	0	0	0	0	0	0	0
Miscellaneous, Noncriminal	0	0	0	0	0	0	0
Suicide and Attempt	0	0	0	0	0	0	0
Mentally Ill	0	0	0	0	0	0	0
Accident, Traffic - Vehicle/Boat	0	0	0	0	0	0	0
Accident, Miscellaneous	0	0	0	0	0	0	0
Person Dead	0	0	0	0	0	0	0
<b>SUBTOTAL</b>	<b>0</b>	<b>0</b>	<b>0</b>	<b>0</b>	<b>0</b>	<b>1</b>	<b>1</b>
<b>GRAND TOTAL</b>	<b>0</b>	<b>1</b>	<b>6</b>	<b>6</b>	<b>11</b>	<b>19</b>	<b>43</b>

**LOS ANGELES COUNTY SHERIFF'S DEPARTMENT**  
**2019 CARSON SHERIFF'S STATION**  
**FEMALE ADULT ARRESTS BY AGE**

	18	19	20	21	22	23	24
<b>PART I CRIMES</b>							
Criminal Homicide	0	0	0	0	0	0	0
Rape	0	0	0	0	0	0	0
Robbery	0	0	0	0	1	1	0
Aggravated Assault	2	1	3	3	2	2	0
Burglary	0	0	2	0	0	1	2
Larceny Theft	5	4	2	5	1	6	5
Grand Theft Auto	1	2	1	0	0	0	3
Arson	0	0	0	0	0	0	0
<b>SUBTOTAL</b>	<b>8</b>	<b>7</b>	<b>8</b>	<b>8</b>	<b>4</b>	<b>10</b>	<b>10</b>
<b>PART II CRIMES</b>							
Forgery	0	0	0	0	0	0	0
Fraud and NSF Checks	1	0	0	0	0	0	0
Sex Offense, Felony	0	0	0	0	0	0	0
Sex Offense, Misdemeanor	0	1	0	1	0	0	0
Non-aggravated Assault	0	2	3	4	0	1	1
Weapon	0	1	0	0	0	1	1
Offense Against Family	0	0	0	0	0	0	0
Narcotic	3	1	8	3	4	2	9
Liquor/Tobacco	0	1	3	0	1	0	0
Drunk - Alcohol/Drug	0	0	0	0	0	0	0
Disorderly Conduct	0	0	0	0	0	0	0
Vagrancy/Quality of Life	0	0	0	0	0	0	0
Gambling	0	0	0	0	0	0	0
Drunk Driving - Vehicle/Boat	0	0	0	0	1	2	1
Vehicle/Boating	0	0	1	0	1	0	0
Vandalism	2	0	1	0	0	1	0
Warrant	2	2	5	4	7	11	17
Receiving Stolen Property	0	0	0	0	0	0	0
Federal Offense Without Money	0	0	0	0	0	0	0
Federal Offense With Money	0	0	0	0	0	0	0
Felony, Miscellaneous	0	1	1	0	0	1	2
Misdemeanor, Miscellaneous	1	0	1	4	1	4	4
<b>SUBTOTAL</b>	<b>9</b>	<b>9</b>	<b>23</b>	<b>16</b>	<b>15</b>	<b>23</b>	<b>35</b>
<b>NONCRIMINAL INCIDENTS</b>							
Person Missing or Found	0	0	0	0	0	0	0
Juvenile, Noncriminal	0	0	0	0	0	0	0
Commitment	0	0	0	0	0	0	0
Miscellaneous, Noncriminal	0	0	0	0	0	1	0
Suicide and Attempt	0	0	0	0	0	0	0
Mentally Ill	0	0	0	0	0	0	0
Accident, Traffic - Vehicle/Boat	0	0	0	0	0	0	0
Accident, Miscellaneous	0	0	0	0	0	0	0
Person Dead	0	0	0	0	0	0	0
<b>SUBTOTAL</b>	<b>0</b>	<b>0</b>	<b>0</b>	<b>0</b>	<b>0</b>	<b>1</b>	<b>0</b>
<b>GRAND TOTAL</b>	<b>17</b>	<b>16</b>	<b>31</b>	<b>24</b>	<b>19</b>	<b>34</b>	<b>45</b>

**LOS ANGELES COUNTY SHERIFF'S DEPARTMENT**  
**2019 CARSON SHERIFF'S STATION**  
**FEMALE ADULT ARRESTS BY AGE**

	25-29	30-34	35-39	40-44	45-49	50+	Total
<b>PART I CRIMES</b>							
Criminal Homicide	0	1	0	0	0	0	1
Rape	0	0	0	0	0	0	0
Robbery	2	1	0	0	1	0	6
Aggravated Assault	11	7	9	5	4	3	52
Burglary	2	2	1	1	0	0	11
Larceny Theft	13	17	12	3	3	10	86
Grand Theft Auto	4	5	2	1	0	0	19
Arson	0	0	0	1	0	0	1
<b>SUBTOTAL</b>	<b>32</b>	<b>33</b>	<b>24</b>	<b>11</b>	<b>8</b>	<b>13</b>	<b>176</b>
<b>PART II CRIMES</b>							
Forgery	0	2	1	0	0	1	4
Fraud and NSF Checks	0	2	4	0	0	0	7
Sex Offense, Felony	0	0	0	0	0	0	0
Sex Offense, Misdemeanor	1	0	1	1	0	0	5
Non-aggravated Assault	5	7	2	1	4	7	37
Weapon	5	3	5	2	1	2	21
Offense Against Family	0	2	1	0	0	3	6
Narcotic	34	28	28	31	12	29	192
Liquor/Tobacco	4	0	1	1	1	1	13
Drunk - Alcohol/Drug	0	2	1	0	0	1	4
Disorderly Conduct	1	0	0	0	0	0	1
Vagrancy/Quality of Life	0	0	0	0	0	0	0
Gambling	0	0	0	0	0	0	0
Drunk Driving - Vehicle/Boat	5	1	0	0	2	0	12
Vehicle/Boating	6	6	2	2	1	3	22
Vandalism	3	2	1	1	0	2	13
Warrant	81	66	53	27	16	43	334
Receiving Stolen Property	2	2	0	1	0	0	5
Federal Offense Without Money	0	2	0	0	0	0	2
Federal Offense With Money	0	0	0	0	0	0	0
Felony, Miscellaneous	2	2	2	4	0	0	15
Misdemeanor, Miscellaneous	13	11	12	6	2	10	69
<b>SUBTOTAL</b>	<b>162</b>	<b>138</b>	<b>114</b>	<b>77</b>	<b>39</b>	<b>102</b>	<b>762</b>
<b>NONCRIMINAL INCIDENTS</b>							
Person Missing or Found	0	0	0	0	0	0	0
Juvenile, Noncriminal	0	0	0	0	0	0	0
Commitment	0	0	0	0	0	0	0
Miscellaneous, Noncriminal	0	0	0	0	0	1	2
Suicide and Attempt	0	0	0	0	0	0	0
Mentally Ill	0	0	0	0	0	0	0
Accident, Traffic - Vehicle/Boat	0	0	0	0	0	0	0
Accident, Miscellaneous	0	0	0	0	0	0	0
Person Dead	0	0	0	0	0	0	0
<b>SUBTOTAL</b>	<b>0</b>	<b>0</b>	<b>0</b>	<b>0</b>	<b>0</b>	<b>1</b>	<b>2</b>
<b>GRAND TOTAL</b>	<b>194</b>	<b>171</b>	<b>138</b>	<b>88</b>	<b>47</b>	<b>116</b>	<b>940</b>

**LOS ANGELES COUNTY SHERIFF'S DEPARTMENT**  
**2019 CARSON SHERIFF'S STATION**  
**FEMALE JUVENILE ARRESTS BY AGE**

	0-10	11-12	13-14	15	16	17	Total
<b>PART I CRIMES</b>							
Criminal Homicide	0	0	0	0	0	0	0
Rape	0	0	0	0	0	0	0
Robbery	0	0	0	0	0	0	0
Aggravated Assault	0	0	0	0	1	0	1
Burglary	0	0	0	0	0	1	1
Larceny Theft	0	0	2	0	4	3	9
Grand Theft Auto	0	0	0	0	1	0	1
Arson	0	0	0	0	0	0	0
<b>SUBTOTAL</b>	<b>0</b>	<b>0</b>	<b>2</b>	<b>0</b>	<b>6</b>	<b>4</b>	<b>12</b>
<b>PART II CRIMES</b>							
Forgery	0	0	0	0	0	0	0
Fraud and NSF Checks	0	0	0	0	0	0	0
Sex Offense, Felony	0	0	0	0	0	0	0
Sex Offense, Misdemeanor	0	0	0	0	0	0	0
Non-aggravated Assault	0	0	0	0	0	0	0
Weapon	0	0	0	0	0	0	0
Offense Against Family	0	0	0	0	0	0	0
Narcotic	0	0	0	0	0	0	0
Liquor/Tobacco	0	0	0	0	0	0	0
Drunk - Alcohol/Drug	0	0	0	0	0	0	0
Disorderly Conduct	0	0	0	0	0	0	0
Vagrancy/Quality of Life	0	0	0	0	0	0	0
Gambling	0	0	0	0	0	0	0
Drunk Driving - Vehicle/Boat	0	0	0	0	0	0	0
Vehicle/Boating	0	0	0	0	0	0	0
Vandalism	0	0	0	0	0	0	0
Warrant	0	0	0	0	1	0	1
Receiving Stolen Property	0	0	0	0	0	0	0
Federal Offense Without Money	0	0	0	0	0	0	0
Federal Offense With Money	0	0	0	0	0	0	0
Felony, Miscellaneous	0	0	0	0	0	0	0
Misdemeanor, Miscellaneous	0	0	0	0	0	0	0
<b>SUBTOTAL</b>	<b>0</b>	<b>0</b>	<b>0</b>	<b>0</b>	<b>1</b>	<b>0</b>	<b>1</b>
<b>NONCRIMINAL INCIDENTS</b>							
Person Missing or Found	0	0	0	0	0	0	0
Juvenile, Noncriminal	0	0	0	0	0	0	0
Commitment	0	0	0	0	0	0	0
Miscellaneous, Noncriminal	0	0	0	0	0	0	0
Suicide and Attempt	0	0	0	0	0	0	0
Mentally Ill	0	0	0	0	0	0	0
Accident, Traffic - Vehicle/Boat	0	0	0	0	0	0	0
Accident, Miscellaneous	0	0	0	0	0	0	0
Person Dead	0	0	0	0	0	0	0
<b>SUBTOTAL</b>	<b>0</b>	<b>0</b>	<b>0</b>	<b>0</b>	<b>0</b>	<b>0</b>	<b>0</b>
<b>GRAND TOTAL</b>	<b>0</b>	<b>0</b>	<b>2</b>	<b>0</b>	<b>7</b>	<b>4</b>	<b>13</b>

LOS ANGELES COUNTY SHERIFF'S DEPARTMENT  
**2019 CARSON SHERIFF'S STATION - UNINCORPORATED AREA**  
**INCIDENT AND ARREST SUMMARY**

	Reported Incidents	Adults Arrested	Juveniles Arrested	Total Arrested
<b>PART I CRIMES</b>				
Criminal Homicide	2	2	0	2
Rape	8	1	0	1
Robbery	36	9	0	9
Aggravated Assault	72	51	0	51
Burglary	139	10	0	10
Larceny Theft	405	23	1	24
Grand Theft Auto	167	20	1	21
Arson	8	1	0	1
<b>SUBTOTAL</b>	<b>837</b>	<b>117</b>	<b>2</b>	<b>119</b>
<b>PART II CRIMES</b>				
Forgery	35	2	0	2
Fraud and NSF Checks	53	3	0	3
Sex Offense, Felony	5	3	1	4
Sex Offense, Misdemeanor	12	6	0	6
Non-aggravated Assault	146	42	0	42
Weapon	38	40	0	40
Offense Against Family	21	12	0	12
Narcotic	218	235	1	236
Liquor/Tobacco	2	1	0	1
Drunk - Alcohol/Drug	23	21	0	21
Disorderly Conduct	3	1	0	1
Vagrancy/Quality of Life	0	0	0	0
Gambling	0	0	0	0
Drunk Driving - Vehicle/Boat	8	8	0	8
Vehicle/Boating	59	23	0	23
Vandalism	112	22	0	22
Warrant	3	325	0	325
Receiving Stolen Property	1	6	0	6
Federal Offense Without Money	0	1	0	1
Federal Offense With Money	1	0	0	0
Felony, Miscellaneous	19	27	0	27
Misdemeanor, Miscellaneous	78	58	0	58
<b>SUBTOTAL</b>	<b>837</b>	<b>836</b>	<b>2</b>	<b>838</b>
<b>NONCRIMINAL INCIDENTS</b>				
Person Missing or Found	63	0	0	0
Juvenile, Noncriminal	63	0	0	0
Commitment	0	0	0	0
Miscellaneous, Noncriminal	1,410	1	0	1
Suicide and Attempt	5	0	0	0
Mentally Ill	100	0	0	0
Accident, Traffic - Vehicle/Boat	7	0	0	0
Accident, Miscellaneous	19	0	0	0
Person Dead	21	0	0	0
<b>SUBTOTAL</b>	<b>1,688</b>	<b>1</b>	<b>0</b>	<b>1</b>
<b>CALENDAR YEAR 2019</b>	<b>3,362</b>	<b>954</b>	<b>4</b>	<b>958</b>
<b>CALENDAR YEAR 2018</b>	<b>2,998</b>	<b>1,096</b>	<b>4</b>	<b>1,100</b>
<b>% CHANGE 2018 TO 2019</b>	<b>12</b>	<b>-13</b>	<b>0</b>	<b>-13</b>

**LOS ANGELES COUNTY SHERIFF'S DEPARTMENT**  
**2019 CARSON SHERIFF'S STATION - CITY OF CARSON**  
**INCIDENT AND ARREST SUMMARY**

	Reported Incidents	Adults Arrested	Juveniles Arrested	Total Arrested
<b>PART I CRIMES</b>				
Criminal Homicide	6	3	0	3
Rape	32	2	0	2
Robbery	122	32	6	38
Aggravated Assault	288	159	2	161
Burglary	329	43	3	46
Larceny Theft	1,281	192	14	206
Grand Theft Auto	401	83	9	92
Arson	14	3	0	3
<b>SUBTOTAL</b>	<b>2,473</b>	<b>517</b>	<b>34</b>	<b>551</b>
<b>PART II CRIMES</b>				
Forgery	119	13	1	14
Fraud and NSF Checks	248	23	0	23
Sex Offense, Felony	35	14	0	14
Sex Offense, Misdemeanor	27	7	0	7
Non-aggravated Assault	263	78	1	79
Weapon	161	146	1	147
Offense Against Family	44	13	0	13
Narcotic	649	772	1	773
Liquor/Tobacco	5	67	1	68
Drunk - Alcohol/Drug	107	12	0	12
Disorderly Conduct	11	4	0	4
Vagrancy/Quality of Life	35	0	0	0
Gambling	0	0	0	0
Drunk Driving - Vehicle/Boat	92	102	0	102
Vehicle/Boating	755	105	1	106
Vandalism	388	36	1	37
Warrant	0	1,015	6	1,021
Receiving Stolen Property	9	13	0	13
Federal Offense Without Money	1	5	0	5
Federal Offense With Money	6	0	0	0
Felony, Miscellaneous	74	95	2	97
Misdemeanor, Miscellaneous	214	247	1	248
<b>SUBTOTAL</b>	<b>3,243</b>	<b>2,767</b>	<b>16</b>	<b>2,783</b>
<b>NONCRIMINAL INCIDENTS</b>				
Person Missing or Found	281	0	1	1
Juvenile, Noncriminal	196	0	0	0
Commitment	1	0	0	0
Miscellaneous, Noncriminal	3,650	1	0	1
Suicide and Attempt	10	0	0	0
Mentally Ill	170	0	0	0
Accident, Traffic - Vehicle/Boat	1,133	0	0	0
Accident, Miscellaneous	1	0	0	0
Person Dead	55	0	0	0
<b>SUBTOTAL</b>	<b>5,497</b>	<b>1</b>	<b>1</b>	<b>2</b>
<b>CALENDAR YEAR 2019</b>	<b>11,213</b>	<b>3,285</b>	<b>51</b>	<b>3,336</b>
<b>CALENDAR YEAR 2018</b>	<b>10,623</b>	<b>3,099</b>	<b>47</b>	<b>3,146</b>
<b>% CHANGE 2018 TO 2019</b>	<b>6</b>	<b>6</b>	<b>9</b>	<b>6</b>



**LOS ANGELES COUNTY SHERIFF'S DEPARTMENT**  
**2019 CARSON SHERIFF'S STATION - OTHER**  
**INCIDENT AND ARREST SUMMARY**

	Reported Incidents	Adults Arrested	Juveniles Arrested	Total Arrested
<b>PART I CRIMES</b>				
Criminal Homicide	0	3	0	3
Rape	0	0	0	0
Robbery	0	0	0	0
Aggravated Assault	0	4	0	4
Burglary	0	0	0	0
Larceny Theft	0	2	0	2
Grand Theft Auto	0	4	0	4
Arson	0	0	0	0
<b>SUBTOTAL</b>	<b>0</b>	<b>13</b>	<b>0</b>	<b>13</b>
<b>PART II CRIMES</b>				
Forgery	0	1	0	1
Fraud and NSF Checks	0	1	0	1
Sex Offense, Felony	0	0	0	0
Sex Offense, Misdemeanor	0	0	0	0
Non-aggravated Assault	0	2	0	2
Weapon	0	5	0	5
Offense Against Family	0	0	0	0
Narcotic	0	25	0	25
Liquor/Tobacco	0	0	0	0
Drunk - Alcohol/Drug	0	0	0	0
Disorderly Conduct	0	0	0	0
Vagrancy/Quality of Life	0	0	0	0
Gambling	0	0	0	0
Drunk Driving - Vehicle/Boat	0	2	0	2
Vehicle/Boating	0	1	0	1
Vandalism	0	0	0	0
Warrant	0	31	0	31
Receiving Stolen Property	0	1	0	1
Federal Offense Without Money	0	0	1	1
Federal Offense With Money	0	0	0	0
Felony, Miscellaneous	0	9	0	9
Misdemeanor, Miscellaneous	0	8	0	8
<b>SUBTOTAL</b>	<b>0</b>	<b>86</b>	<b>1</b>	<b>87</b>
<b>NONCRIMINAL INCIDENTS</b>				
Person Missing or Found	0	0	0	0
Juvenile, Noncriminal	0	0	0	0
Commitment	0	0	0	0
Miscellaneous, Noncriminal	0	0	0	0
Suicide and Attempt	0	0	0	0
Mentally Ill	0	0	0	0
Accident, Traffic - Vehicle/Boat	0	0	0	0
Accident, Miscellaneous	0	0	0	0
Person Dead	0	0	0	0
<b>SUBTOTAL</b>	<b>0</b>	<b>0</b>	<b>0</b>	<b>0</b>
<b>CALENDAR YEAR 2019</b>	<b>0</b>	<b>99</b>	<b>1</b>	<b>100</b>
<b>CALENDAR YEAR 2018</b>	<b>0</b>	<b>110</b>	<b>2</b>	<b>112</b>
<b>% CHANGE 2018 TO 2019</b>	<b>N/C</b>	<b>-10</b>	<b>-50</b>	<b>-11</b>

LOS ANGELES COUNTY SHERIFF'S DEPARTMENT  
2019 SOUTH PATROL DIVISION  
CERRITOS SHERIFF'S STATION PATROL AREA MAP



**LOS ANGELES COUNTY SHERIFF'S DEPARTMENT  
2019 CERRITOS SHERIFF'S STATION  
SYNOPSIS**

	Calendar Year 2018	Calendar Year 2019	Percent Change (%)	Crime Rate Per 10,000 Population	
				2018	2019

<b>TOTAL REPORTED INCIDENTS</b>	<b>5,737</b>	<b>5,866</b>	<b>2</b>		
---------------------------------	--------------	--------------	----------	--	--

<b>PART I CRIMES</b>	<b>1,964</b>	<b>1,762</b>	<b>-10</b>	<b>392.23</b>	<b>345.54</b>
Criminal Homicide	0	1	N/C	0.00	0.20
Rape	15	10	-33	3.00	1.96
Robbery	92	65	-29	18.37	12.75
Aggravated Assault	58	51	-12	11.58	10.00
Burglary	372	314	-16	74.29	61.58
Larceny Theft	1,261	1,199	-5	251.83	235.13
Grand Theft Auto	163	122	-25	32.55	23.93
Arson	3	0	-100	0.60	0.00

<b>PART II CRIMES</b>	<b>1,426</b>	<b>1,707</b>	<b>20</b>	<b>284.78</b>	<b>334.76</b>
-----------------------	--------------	--------------	-----------	---------------	---------------

<b>NONCRIMINAL INCIDENTS</b>	<b>2,347</b>	<b>2,397</b>	<b>2</b>		
------------------------------	--------------	--------------	----------	--	--

<b>TOTAL ARRESTS</b>	<b>1,402</b>	<b>1,791</b>	<b>28</b>		
----------------------	--------------	--------------	-----------	--	--

Adult Arrests	1,332	1,735	30		
Juvenile Arrests	701	56	-20		

**PART I CRIMES STOLEN AND  
RECOVERED PROPERTY  
AMOUNT**

Stolen Property	\$5,820,929	\$4,952,512	-15		
Recovered Property	\$1,628,677	\$1,232,271	-24		
Percent Recovered (%)	28	25			

	Area in Square Miles 2019	Population 2019	Crime Rate Per 10,000 Population Part I Crimes		Percent Change (%)
			2018	2019	
<b>TOTAL AREA</b>	<b>8.85</b>	<b>50,992</b>	<b>392.23</b>	<b>345.54</b>	<b>-12</b>
City of Cerritos	8.85	50,992	392.23	345.54	-12

**LOS ANGELES COUNTY SHERIFF'S DEPARTMENT  
2019 CERRITOS SHERIFF'S STATION  
INCIDENT AND ARREST SUMMARY**

	Reported Incidents	Adults Arrested	Juveniles Arrested	Total Arrested
<b>PART I CRIMES</b>				
Criminal Homicide	1	2	0	2
Rape	10	2	0	2
Robbery	65	23	4	27
Aggravated Assault	51	32	3	35
Burglary	314	32	2	34
Larceny Theft	1,199	242	32	274
Grand Theft Auto	122	15	0	15
Arson	0	0	0	0
<b>SUBTOTAL</b>	<b>1,762</b>	<b>348</b>	<b>41</b>	<b>389</b>
<b>PART II CRIMES</b>				
Forgery	33	6	0	6
Fraud and NSF Checks	212	10	1	11
Sex Offense, Felony	10	4	1	5
Sex Offense, Misdemeanor	20	3	1	4
Non-aggravated Assault	112	45	2	47
Weapon	45	17	2	19
Offense Against Family	23	14	0	14
Narcotic	151	246	3	249
Liquor/Tobacco	5	0	0	0
Drunk - Alcohol/Drug	13	10	0	10
Disorderly Conduct	13	1	0	1
Vagrancy/Quality of Life	0	2	0	2
Gambling	0	0	0	0
Drunk Driving - Vehicle/Boat	16	19	0	19
Vehicle/Boating	517	292	3	295
Vandalism	160	4	0	4
Warrant	1	455	0	455
Receiving Stolen Property	2	9	0	9
Federal Offense Without Money	0	1	0	1
Federal Offense With Money	10	0	0	0
Felony, Miscellaneous	30	9	1	10
Misdemeanor, Miscellaneous	334	240	1	241
<b>SUBTOTAL</b>	<b>1,707</b>	<b>1,387</b>	<b>15</b>	<b>1,402</b>
<b>NONCRIMINAL INCIDENTS</b>				
Person Missing or Found	45	0	0	0
Juvenile, Noncriminal	72	0	0	0
Commitment	0	0	0	0
Miscellaneous, Noncriminal	1,555	0	0	0
Suicide and Attempt	6	0	0	0
Mentally Ill	105	0	0	0
Accident, Traffic - Vehicle/Boat	563	0	0	0
Accident, Miscellaneous	39	0	0	0
Person Dead	12	0	0	0
<b>SUBTOTAL</b>	<b>2,397</b>	<b>0</b>	<b>0</b>	<b>0</b>
<b>CALENDAR YEAR 2019</b>	<b>5,866</b>	<b>1,735</b>	<b>56</b>	<b>1,791</b>
<b>CALENDAR YEAR 2018</b>	<b>5,737</b>	<b>1,332</b>	<b>70</b>	<b>1,402</b>
<b>% CHANGE 2018 TO 2019</b>	<b>2</b>	<b>30</b>	<b>-20</b>	<b>28</b>



**LOS ANGELES COUNTY SHERIFF'S DEPARTMENT  
2019 CERRITOS SHERIFF'S STATION  
PART I ACTUAL OFFENSES\* CLEARED**

	Station Total	City of Cerritos
<b>Criminal Homicide</b>	<b>1</b>	<b>1</b>
Number Cleared	1	1
Percent Cleared (%)	100	100
<b>Rape</b>	<b>10</b>	<b>10</b>
Number Cleared	7	7
Percent Cleared (%)	70	70
<b>Robbery</b>	<b>65</b>	<b>65</b>
Number Cleared	34	34
Percent Cleared (%)	52	52
<b>Aggravated Assault</b>	<b>51</b>	<b>51</b>
Number Cleared	47	47
Percent Cleared (%)	92	92
<b>Burglary</b>	<b>314</b>	<b>314</b>
Number Cleared	22	22
Percent Cleared (%)	7	7
<b>Larceny Theft</b>	<b>1,198</b>	<b>1,198</b>
Number Cleared	305	305
Percent Cleared (%)	25	25
<b>Grand Theft Auto</b>	<b>122</b>	<b>122</b>
Number Cleared	15	15
Percent Cleared (%)	12	12
<b>Arson</b>	<b>0</b>	<b>0</b>
Number Cleared	0	0
Percent Cleared (%)	N/C	N/C
<b>TOTAL PART I OFFENSES</b>	<b>1,761</b>	<b>1,761</b>
Number Cleared	<b>431</b>	<b>431</b>
Percent Cleared (%)	<b>24</b>	<b>24</b>

\* Actual offenses (unfounded not included)

**LOS ANGELES COUNTY SHERIFF'S DEPARTMENT  
2019 CERRITOS SHERIFF'S STATION  
COMPARISON OF INCIDENTS BY CITY/AREA**

	City of Cerritos	Other	Total
<b>PART I CRIMES</b>			
Criminal Homicide	1	0	1
Rape	10	0	10
Robbery	65	0	65
Aggravated Assault	51	0	51
Burglary	314	0	314
Larceny Theft	1,199	0	1,199
Grand Theft Auto	122	0	122
Arson	0	0	0
<b>SUBTOTAL</b>	<b>1,762</b>	<b>0</b>	<b>1,762</b>
<b>PART II CRIMES</b>			
Forgery	33	0	33
Fraud and NSF Checks	212	0	212
Sex Offense, Felony	10	0	10
Sex Offense, Misdemeanor	20	0	20
Non-aggravated Assault	112	0	112
Weapon	45	0	45
Offense Against Family	23	0	23
Narcotic	151	0	151
Liquor/Tobacco	5	0	5
Drunk - Alcohol/Drug	13	0	13
Disorderly Conduct	13	0	13
Vagrancy/Quality of Life	0	0	0
Gambling	0	0	0
Drunk Driving - Vehicle/Boat	16	0	16
Vehicle/Boating	517	0	517
Vandalism	160	0	160
Warrant	1	0	1
Receiving Stolen Property	2	0	2
Federal Offense Without Money	0	0	0
Federal Offense With Money	10	0	10
Felony, Miscellaneous	30	0	30
Misdemeanor, Miscellaneous	334	0	334
<b>SUBTOTAL</b>	<b>1,707</b>	<b>0</b>	<b>1,707</b>
<b>NONCRIMINAL INCIDENTS</b>			
Person Missing or Found	45	0	45
Juvenile, Noncriminal	72	0	72
Commitment	0	0	0
Miscellaneous, Noncriminal	1,555	0	1,555
Suicide and Attempt	6	0	6
Mentally Ill	105	0	105
Accident, Traffic - Vehicle/Boat	563	0	563
Accident, Miscellaneous	39	0	39
Person Dead	12	0	12
<b>SUBTOTAL</b>	<b>2,397</b>	<b>0</b>	<b>2,397</b>
<b>CALENDAR YEAR 2019</b>	<b>5,866</b>	<b>0</b>	<b>5,866</b>
<b>CALENDAR YEAR 2018</b>	<b>5,737</b>	<b>0</b>	<b>5,737</b>
<b>% CHANGE 2018 TO 2019</b>	<b>2</b>	<b>N/C</b>	<b>2</b>

**LOS ANGELES COUNTY SHERIFF'S DEPARTMENT  
2019 CERRITOS SHERIFF'S STATION  
COMPARISON OF ARRESTS BY CITY/AREA**

	City of Cerritos	Other	Total
<b>PART I CRIMES</b>			
Criminal Homicide	2	0	2
Rape	2	0	2
Robbery	25	2	27
Aggravated Assault	35	0	35
Burglary	34	0	34
Larceny Theft	273	1	274
Grand Theft Auto	15	0	15
Arson	0	0	0
<b>SUBTOTAL</b>	<b>386</b>	<b>3</b>	<b>389</b>
<b>PART II CRIMES</b>			
Forgery	6	0	6
Fraud and NSF Checks	11	0	11
Sex Offense, Felony	4	1	5
Sex Offense, Misdemeanor	4	0	4
Non-aggravated Assault	47	0	47
Weapon	19	0	19
Offense Against Family	14	0	14
Narcotic	248	1	249
Liquor/Tobacco	0	0	0
Drunk - Alcohol/Drug	10	0	10
Disorderly Conduct	1	0	1
Vagrancy/Quality of Life	2	0	2
Gambling	0	0	0
Drunk Driving - Vehicle/Boat	19	0	19
Vehicle/Boating	294	1	295
Vandalism	3	1	4
Warrant	453	2	455
Receiving Stolen Property	9	0	9
Federal Offense Without Money	1	0	1
Federal Offense With Money	0	0	0
Felony, Miscellaneous	10	0	10
Misdemeanor, Miscellaneous	241	0	241
<b>SUBTOTAL</b>	<b>1,396</b>	<b>6</b>	<b>1,402</b>
<b>NONCRIMINAL INCIDENTS</b>			
Person Missing or Found	0	0	0
Juvenile, Noncriminal	0	0	0
Commitment	0	0	0
Miscellaneous, Noncriminal	0	0	0
Suicide and Attempt	0	0	0
Mentally Ill	0	0	0
Accident, Traffic - Vehicle/Boat	0	0	0
Accident, Miscellaneous	0	0	0
Person Dead	0	0	0
<b>SUBTOTAL</b>	<b>0</b>	<b>0</b>	<b>0</b>
<b>CALENDAR YEAR 2019</b>	<b>1,782</b>	<b>9</b>	<b>1,791</b>
<b>CALENDAR YEAR 2018</b>	<b>1,387</b>	<b>15</b>	<b>1,402</b>
<b>% CHANGE 2018 TO 2019</b>	<b>28</b>	<b>-40</b>	<b>28</b>



**LOS ANGELES COUNTY SHERIFF'S DEPARTMENT  
2019 CERRITOS SHERIFF'S STATION  
COMPARISON OF ADULT ARRESTS BY CITY/AREA**

	City of Cerritos	Other	Total
<b>PART I CRIMES</b>			
Criminal Homicide	2	0	2
Rape	2	0	2
Robbery	21	2	23
Aggravated Assault	32	0	32
Burglary	32	0	32
Larceny Theft	241	1	242
Grand Theft Auto	15	0	15
Arson	0	0	0
<b>SUBTOTAL</b>	<b>345</b>	<b>3</b>	<b>348</b>
<b>PART II CRIMES</b>			
Forgery	6	0	6
Fraud and NSF Checks	10	0	10
Sex Offense, Felony	4	0	4
Sex Offense, Misdemeanor	3	0	3
Non-aggravated Assault	45	0	45
Weapon	17	0	17
Offense Against Family	14	0	14
Narcotic	245	1	246
Liquor/Tobacco	0	0	0
Drunk - Alcohol/Drug	10	0	10
Disorderly Conduct	1	0	1
Vagrancy/Quality of Life	2	0	2
Gambling	0	0	0
Drunk Driving - Vehicle/Boat	19	0	19
Vehicle/Boating	291	1	292
Vandalism	3	1	4
Warrant	453	2	455
Receiving Stolen Property	9	0	9
Federal Offense Without Money	1	0	1
Federal Offense With Money	0	0	0
Felony, Miscellaneous	9	0	9
Misdemeanor, Miscellaneous	240	0	240
<b>SUBTOTAL</b>	<b>1,382</b>	<b>5</b>	<b>1,387</b>
<b>NONCRIMINAL INCIDENTS</b>			
Person Missing or Found	0	0	0
Juvenile, Noncriminal	0	0	0
Commitment	0	0	0
Miscellaneous, Noncriminal	0	0	0
Suicide and Attempt	0	0	0
Mentally Ill	0	0	0
Accident, Traffic - Vehicle/Boat	0	0	0
Accident, Miscellaneous	0	0	0
Person Dead	0	0	0
<b>SUBTOTAL</b>	<b>0</b>	<b>0</b>	<b>0</b>
<b>CALENDAR YEAR 2019</b>	<b>1,727</b>	<b>8</b>	<b>1,735</b>
<b>CALENDAR YEAR 2018</b>	<b>1,317</b>	<b>15</b>	<b>1,332</b>
<b>% CHANGE 2018 TO 2019</b>	<b>31</b>	<b>-47</b>	<b>30</b>

**LOS ANGELES COUNTY SHERIFF'S DEPARTMENT**  
**2019 CERRITOS SHERIFF'S STATION**  
**COMPARISON OF JUVENILE ARRESTS BY CITY/AREA**

	City of Cerritos	Other	Total
<b>PART I CRIMES</b>			
Criminal Homicide	0	0	0
Rape	0	0	0
Robbery	4	0	4
Aggravated Assault	3	0	3
Burglary	2	0	2
Larceny Theft	32	0	32
Grand Theft Auto	0	0	0
Arson	0	0	0
<b>SUBTOTAL</b>	<b>41</b>	<b>0</b>	<b>41</b>
<b>PART II CRIMES</b>			
Forgery	0	0	0
Fraud and NSF Checks	1	0	1
Sex Offense, Felony	0	1	1
Sex Offense, Misdemeanor	1	0	1
Non-aggravated Assault	2	0	2
Weapon	2	0	2
Offense Against Family	0	0	0
Narcotic	3	0	3
Liquor/Tobacco	0	0	0
Drunk - Alcohol/Drug	0	0	0
Disorderly Conduct	0	0	0
Vagrancy/Quality of Life	0	0	0
Gambling	0	0	0
Drunk Driving - Vehicle/Boat	0	0	0
Vehicle/Boating	3	0	3
Vandalism	0	0	0
Warrant	0	0	0
Receiving Stolen Property	0	0	0
Federal Offense Without Money	0	0	0
Federal Offense With Money	0	0	0
Felony, Miscellaneous	1	0	1
Misdemeanor, Miscellaneous	1	0	1
<b>SUBTOTAL</b>	<b>14</b>	<b>1</b>	<b>15</b>
<b>NONCRIMINAL INCIDENTS</b>			
Person Missing or Found	0	0	0
Juvenile, Noncriminal	0	0	0
Commitment	0	0	0
Miscellaneous, Noncriminal	0	0	0
Suicide and Attempt	0	0	0
Mentally Ill	0	0	0
Accident, Traffic - Vehicle/Boat	0	0	0
Accident, Miscellaneous	0	0	0
Person Dead	0	0	0
<b>SUBTOTAL</b>	<b>0</b>	<b>0</b>	<b>0</b>
<b>CALENDAR YEAR 2019</b>	<b>55</b>	<b>1</b>	<b>56</b>
<b>CALENDAR YEAR 2018</b>	<b>70</b>	<b>0</b>	<b>70</b>
<b>% CHANGE 2018 TO 2019</b>	<b>-21</b>	<b>N/C</b>	<b>-20</b>

**LOS ANGELES COUNTY SHERIFF'S DEPARTMENT  
2019 CERRITOS SHERIFF'S STATION  
MALE ADULT ARRESTS BY AGE**

	18	19	20	21	22	23	24
<b>PART I CRIMES</b>							
Criminal Homicide	0	0	0	0	0	0	0
Rape	0	0	0	0	0	0	0
Robbery	1	0	2	0	0	1	0
Aggravated Assault	0	0	0	3	1	2	1
Burglary	4	3	1	0	0	0	2
Larceny Theft	2	3	2	5	2	5	8
Grand Theft Auto	0	0	1	1	0	0	0
Arson	0	0	0	0	0	0	0
<b>SUBTOTAL</b>	<b>7</b>	<b>6</b>	<b>6</b>	<b>9</b>	<b>3</b>	<b>8</b>	<b>11</b>
<b>PART II CRIMES</b>							
Forgery	0	0	0	1	0	0	0
Fraud and NSF Checks	0	0	0	0	0	0	0
Sex Offense, Felony	1	0	0	0	0	0	0
Sex Offense, Misdemeanor	0	0	0	0	0	0	0
Non-aggravated Assault	1	1	0	0	0	3	0
Weapon	1	0	0	0	1	1	1
Offense Against Family	0	1	1	0	0	0	0
Narcotic	2	2	1	4	4	3	10
Liquor/Tobacco	0	0	0	0	0	0	0
Drunk - Alcohol/Drug	0	0	0	0	0	0	0
Disorderly Conduct	0	0	0	0	0	0	0
Vagrancy/Quality of Life	0	0	0	0	0	0	0
Gambling	0	0	0	0	0	0	0
Drunk Driving - Vehicle/Boat	1	0	0	1	1	0	0
Vehicle/Boating	6	6	7	8	8	12	11
Vandalism	0	0	0	0	0	0	0
Warrant	2	0	6	6	6	10	14
Receiving Stolen Property	0	0	0	0	1	0	0
Federal Offense Without Money	0	0	0	1	0	0	0
Federal Offense With Money	0	0	0	0	0	0	0
Felony, Miscellaneous	0	0	0	0	0	0	0
Misdemeanor, Miscellaneous	0	2	2	0	1	4	2
<b>SUBTOTAL</b>	<b>14</b>	<b>12</b>	<b>17</b>	<b>21</b>	<b>22</b>	<b>33</b>	<b>38</b>
<b>NONCRIMINAL INCIDENTS</b>							
Person Missing or Found	0	0	0	0	0	0	0
Juvenile, Noncriminal	0	0	0	0	0	0	0
Commitment	0	0	0	0	0	0	0
Miscellaneous, Noncriminal	0	0	0	0	0	0	0
Suicide and Attempt	0	0	0	0	0	0	0
Mentally Ill	0	0	0	0	0	0	0
Accident, Traffic - Vehicle/Boat	0	0	0	0	0	0	0
Accident, Miscellaneous	0	0	0	0	0	0	0
Person Dead	0	0	0	0	0	0	0
<b>SUBTOTAL</b>	<b>0</b>	<b>0</b>	<b>0</b>	<b>0</b>	<b>0</b>	<b>0</b>	<b>0</b>
<b>GRAND TOTAL</b>	<b>21</b>	<b>18</b>	<b>23</b>	<b>30</b>	<b>25</b>	<b>41</b>	<b>49</b>

**LOS ANGELES COUNTY SHERIFF'S DEPARTMENT  
2019 CERRITOS SHERIFF'S STATION  
MALE ADULT ARRESTS BY AGE**

	25-29	30-34	35-39	40-44	45-49	50+	Total
<b>PART I CRIMES</b>							
Criminal Homicide	0	0	1	1	0	0	2
Rape	0	0	0	2	0	0	2
Robbery	2	3	4	1	0	1	15
Aggravated Assault	2	1	0	6	3	2	21
Burglary	5	2	0	1	2	1	21
Larceny Theft	24	25	12	7	5	9	109
Grand Theft Auto	4	2	2	1	2	0	13
Arson	0	0	0	0	0	0	0
<b>SUBTOTAL</b>	<b>37</b>	<b>33</b>	<b>19</b>	<b>19</b>	<b>12</b>	<b>13</b>	<b>183</b>
<b>PART II CRIMES</b>							
Forgery	1	2	0	0	0	0	4
Fraud and NSF Checks	2	1	0	1	0	0	4
Sex Offense, Felony	0	0	1	0	0	2	4
Sex Offense, Misdemeanor	0	1	1	0	0	1	3
Non-aggravated Assault	6	4	3	7	1	7	33
Weapon	4	3	2	2	1	1	17
Offense Against Family	1	1	0	5	3	1	13
Narcotic	36	36	24	23	24	35	204
Liquor/Tobacco	0	0	0	0	0	0	0
Drunk - Alcohol/Drug	2	0	1	2	2	0	7
Disorderly Conduct	0	0	0	0	0	0	0
Vagrancy/Quality of Life	0	0	0	0	0	0	0
Gambling	0	0	0	0	0	0	0
Drunk Driving - Vehicle/Boat	4	2	1	1	2	1	14
Vehicle/Boating	46	35	29	17	15	22	222
Vandalism	3	0	0	0	0	0	3
Warrant	49	51	53	47	39	72	355
Receiving Stolen Property	1	1	2	1	2	0	8
Federal Offense Without Money	0	0	0	0	0	0	1
Federal Offense With Money	0	0	0	0	0	0	0
Felony, Miscellaneous	1	1	3	1	0	2	8
Misdemeanor, Miscellaneous	12	21	25	20	29	54	172
<b>SUBTOTAL</b>	<b>168</b>	<b>159</b>	<b>145</b>	<b>127</b>	<b>118</b>	<b>198</b>	<b>1,072</b>
<b>NONCRIMINAL INCIDENTS</b>							
Person Missing or Found	0	0	0	0	0	0	0
Juvenile, Noncriminal	0	0	0	0	0	0	0
Commitment	0	0	0	0	0	0	0
Miscellaneous, Noncriminal	0	0	0	0	0	0	0
Suicide and Attempt	0	0	0	0	0	0	0
Mentally Ill	0	0	0	0	0	0	0
Accident, Traffic - Vehicle/Boat	0	0	0	0	0	0	0
Accident, Miscellaneous	0	0	0	0	0	0	0
Person Dead	0	0	0	0	0	0	0
<b>SUBTOTAL</b>	<b>0</b>	<b>0</b>	<b>0</b>	<b>0</b>	<b>0</b>	<b>0</b>	<b>0</b>
<b>GRAND TOTAL</b>	<b>205</b>	<b>192</b>	<b>164</b>	<b>146</b>	<b>130</b>	<b>211</b>	<b>1,255</b>

**LOS ANGELES COUNTY SHERIFF'S DEPARTMENT  
2019 CERRITOS SHERIFF'S STATION  
MALE JUVENILE ARRESTS BY AGE**

	0-10	11-12	13-14	15	16	17	Total
<b>PART I CRIMES</b>							
Criminal Homicide	0	0	0	0	0	0	0
Rape	0	0	0	0	0	0	0
Robbery	0	0	0	1	0	1	2
Aggravated Assault	0	0	0	1	1	0	2
Burglary	0	0	0	0	0	2	2
Larceny Theft	0	0	3	4	3	6	16
Grand Theft Auto	0	0	0	0	0	0	0
Arson	0	0	0	0	0	0	0
<b>SUBTOTAL</b>	<b>0</b>	<b>0</b>	<b>3</b>	<b>6</b>	<b>4</b>	<b>9</b>	<b>22</b>
<b>PART II CRIMES</b>							
Forgery	0	0	0	0	0	0	0
Fraud and NSF Checks	0	0	0	0	0	1	1
Sex Offense, Felony	0	0	1	0	0	0	1
Sex Offense, Misdemeanor	0	0	0	1	0	0	1
Non-aggravated Assault	0	0	0	0	0	2	2
Weapon	0	0	0	0	1	1	2
Offense Against Family	0	0	0	0	0	0	0
Narcotic	0	0	0	1	0	1	2
Liquor/Tobacco	0	0	0	0	0	0	0
Drunk - Alcohol/Drug	0	0	0	0	0	0	0
Disorderly Conduct	0	0	0	0	0	0	0
Vagrancy/Quality of Life	0	0	0	0	0	0	0
Gambling	0	0	0	0	0	0	0
Drunk Driving - Vehicle/Boat	0	0	0	0	0	0	0
Vehicle/Boating	0	0	0	0	0	2	2
Vandalism	0	0	0	0	0	0	0
Warrant	0	0	0	0	0	0	0
Receiving Stolen Property	0	0	0	0	0	0	0
Federal Offense Without Money	0	0	0	0	0	0	0
Federal Offense With Money	0	0	0	0	0	0	0
Felony, Miscellaneous	0	0	1	0	0	0	1
Misdemeanor, Miscellaneous	0	0	0	0	0	1	1
<b>SUBTOTAL</b>	<b>0</b>	<b>0</b>	<b>2</b>	<b>2</b>	<b>1</b>	<b>8</b>	<b>13</b>
<b>NONCRIMINAL INCIDENTS</b>							
Person Missing or Found	0	0	0	0	0	0	0
Juvenile, Noncriminal	0	0	0	0	0	0	0
Commitment	0	0	0	0	0	0	0
Miscellaneous, Noncriminal	0	0	0	0	0	0	0
Suicide and Attempt	0	0	0	0	0	0	0
Mentally Ill	0	0	0	0	0	0	0
Accident, Traffic - Vehicle/Boat	0	0	0	0	0	0	0
Accident, Miscellaneous	0	0	0	0	0	0	0
Person Dead	0	0	0	0	0	0	0
<b>SUBTOTAL</b>	<b>0</b>	<b>0</b>	<b>0</b>	<b>0</b>	<b>0</b>	<b>0</b>	<b>0</b>
<b>GRAND TOTAL</b>	<b>0</b>	<b>0</b>	<b>5</b>	<b>8</b>	<b>5</b>	<b>17</b>	<b>35</b>

**LOS ANGELES COUNTY SHERIFF'S DEPARTMENT  
2019 CERRITOS SHERIFF'S STATION  
FEMALE ADULT ARRESTS BY AGE**

	18	19	20	21	22	23	24
<b>PART I CRIMES</b>							
Criminal Homicide	0	0	0	0	0	0	0
Rape	0	0	0	0	0	0	0
Robbery	2	1	1	0	0	1	0
Aggravated Assault	0	1	0	1	0	0	0
Burglary	1	0	2	0	0	1	1
Larceny Theft	3	12	2	4	6	5	8
Grand Theft Auto	0	0	0	0	0	0	0
Arson	0	0	0	0	0	0	0
<b>SUBTOTAL</b>	<b>6</b>	<b>14</b>	<b>5</b>	<b>5</b>	<b>6</b>	<b>7</b>	<b>9</b>
<b>PART II CRIMES</b>							
Forgery	0	0	1	0	0	0	0
Fraud and NSF Checks	0	2	0	0	1	0	1
Sex Offense, Felony	0	0	0	0	0	0	0
Sex Offense, Misdemeanor	0	0	0	0	0	0	0
Non-aggravated Assault	0	0	0	1	1	0	0
Weapon	0	0	0	0	0	0	0
Offense Against Family	0	0	0	0	0	0	0
Narcotic	0	2	0	2	1	1	1
Liquor/Tobacco	0	0	0	0	0	0	0
Drunk - Alcohol/Drug	0	0	0	0	0	0	0
Disorderly Conduct	0	0	0	0	0	0	0
Vagrancy/Quality of Life	0	0	0	0	0	0	0
Gambling	0	0	0	0	0	0	0
Drunk Driving - Vehicle/Boat	0	0	0	0	0	0	0
Vehicle/Boating	0	1	2	3	3	1	3
Vandalism	0	0	1	0	0	0	0
Warrant	0	1	1	1	1	2	1
Receiving Stolen Property	0	0	0	0	0	0	0
Federal Offense Without Money	0	0	0	0	0	0	0
Federal Offense With Money	0	0	0	0	0	0	0
Felony, Miscellaneous	0	0	0	0	0	0	0
Misdemeanor, Miscellaneous	0	0	1	0	2	1	2
<b>SUBTOTAL</b>	<b>0</b>	<b>6</b>	<b>6</b>	<b>7</b>	<b>9</b>	<b>5</b>	<b>8</b>
<b>NONCRIMINAL INCIDENTS</b>							
Person Missing or Found	0	0	0	0	0	0	0
Juvenile, Noncriminal	0	0	0	0	0	0	0
Commitment	0	0	0	0	0	0	0
Miscellaneous, Noncriminal	0	0	0	0	0	0	0
Suicide and Attempt	0	0	0	0	0	0	0
Mentally Ill	0	0	0	0	0	0	0
Accident, Traffic - Vehicle/Boat	0	0	0	0	0	0	0
Accident, Miscellaneous	0	0	0	0	0	0	0
Person Dead	0	0	0	0	0	0	0
<b>SUBTOTAL</b>	<b>0</b>	<b>0</b>	<b>0</b>	<b>0</b>	<b>0</b>	<b>0</b>	<b>0</b>
<b>GRAND TOTAL</b>	<b>6</b>	<b>20</b>	<b>11</b>	<b>12</b>	<b>15</b>	<b>12</b>	<b>17</b>

**LOS ANGELES COUNTY SHERIFF'S DEPARTMENT  
2019 CERRITOS SHERIFF'S STATION  
FEMALE ADULT ARRESTS BY AGE**

	25-29	30-34	35-39	40-44	45-49	50+	Total
<b>PART I CRIMES</b>							
Criminal Homicide	0	0	0	0	0	0	0
Rape	0	0	0	0	0	0	0
Robbery	0	1	0	1	1	0	8
Aggravated Assault	2	2	0	2	0	3	11
Burglary	1	2	3	0	0	0	11
Larceny Theft	20	26	17	11	4	15	133
Grand Theft Auto	0	2	0	0	0	0	2
Arson	0	0	0	0	0	0	0
<b>SUBTOTAL</b>	<b>23</b>	<b>33</b>	<b>20</b>	<b>14</b>	<b>5</b>	<b>18</b>	<b>165</b>
<b>PART II CRIMES</b>							
Forgery	0	0	0	1	0	0	2
Fraud and NSF Checks	0	1	0	1	0	0	6
Sex Offense, Felony	0	0	0	0	0	0	0
Sex Offense, Misdemeanor	0	0	0	0	0	0	0
Non-aggravated Assault	4	2	2	2	0	0	12
Weapon	0	0	0	0	0	0	0
Offense Against Family	0	0	0	0	0	1	1
Narcotic	11	8	7	4	1	4	42
Liquor/Tobacco	0	0	0	0	0	0	0
Drunk - Alcohol/Drug	0	1	1	0	0	1	3
Disorderly Conduct	0	0	0	0	0	1	1
Vagrancy/Quality of Life	0	0	1	0	0	1	2
Gambling	0	0	0	0	0	0	0
Drunk Driving - Vehicle/Boat	1	0	2	1	1	0	5
Vehicle/Boating	14	12	12	7	6	6	70
Vandalism	0	0	0	0	0	0	1
Warrant	17	18	18	14	12	14	100
Receiving Stolen Property	1	0	0	0	0	0	1
Federal Offense Without Money	0	0	0	0	0	0	0
Federal Offense With Money	0	0	0	0	0	0	0
Felony, Miscellaneous	0	1	0	0	0	0	1
Misdemeanor, Miscellaneous	3	9	16	4	9	21	68
<b>SUBTOTAL</b>	<b>51</b>	<b>52</b>	<b>59</b>	<b>34</b>	<b>29</b>	<b>49</b>	<b>315</b>
<b>NONCRIMINAL INCIDENTS</b>							
Person Missing or Found	0	0	0	0	0	0	0
Juvenile, Noncriminal	0	0	0	0	0	0	0
Commitment	0	0	0	0	0	0	0
Miscellaneous, Noncriminal	0	0	0	0	0	0	0
Suicide and Attempt	0	0	0	0	0	0	0
Mentally Ill	0	0	0	0	0	0	0
Accident, Traffic - Vehicle/Boat	0	0	0	0	0	0	0
Accident, Miscellaneous	0	0	0	0	0	0	0
Person Dead	0	0	0	0	0	0	0s
<b>SUBTOTAL</b>	<b>0</b>	<b>0</b>	<b>0</b>	<b>0</b>	<b>0</b>	<b>0</b>	<b>0</b>
<b>GRAND TOTAL</b>	<b>74</b>	<b>85</b>	<b>79</b>	<b>48</b>	<b>34</b>	<b>67</b>	<b>480</b>



**LOS ANGELES COUNTY SHERIFF'S DEPARTMENT  
2019 CERRITOS SHERIFF'S STATION  
FEMALE JUVENILE ARRESTS BY AGE**

	0-10	11-12	13-14	15	16	17	Total
<b>PART I CRIMES</b>							
Criminal Homicide	0	0	0	0	0	0	0
Rape	0	0	0	0	0	0	0
Robbery	0	0	0	1	0	1	2
Aggravated Assault	0	0	0	0	0	1	1
Burglary	0	0	0	0	0	0	0
Larceny Theft	0	0	1	4	5	6	16
Grand Theft Auto	0	0	0	0	0	0	0
Arson	0	0	0	0	0	0	0
<b>SUBTOTAL</b>	<b>0</b>	<b>0</b>	<b>1</b>	<b>5</b>	<b>5</b>	<b>8</b>	<b>19</b>
<b>PART II CRIMES</b>							
Forgery	0	0	0	0	0	0	0
Fraud and NSF Checks	0	0	0	0	0	0	0
Sex Offense, Felony	0	0	0	0	0	0	0
Sex Offense, Misdemeanor	0	0	0	0	0	0	0
Non-aggravated Assault	0	0	0	0	0	0	0
Weapon	0	0	0	0	0	0	0
Offense Against Family	0	0	0	0	0	0	0
Narcotic	0	0	1	0	0	0	1
Liquor/Tobacco	0	0	0	0	0	0	0
Drunk - Alcohol/Drug	0	0	0	0	0	0	0
Disorderly Conduct	0	0	0	0	0	0	0
Vagrancy/Quality of Life	0	0	0	0	0	0	0
Gambling	0	0	0	0	0	0	0
Drunk Driving - Vehicle/Boat	0	0	0	0	0	0	0
Vehicle/Boating	0	0	0	0	0	1	1
Vandalism	0	0	0	0	0	0	0
Warrant	0	0	0	0	0	0	0
Receiving Stolen Property	0	0	0	0	0	0	0
Federal Offense Without Money	0	0	0	0	0	0	0
Federal Offense With Money	0	0	0	0	0	0	0
Felony, Miscellaneous	0	0	0	0	0	0	0
Misdemeanor, Miscellaneous	0	0	0	0	0	0	0
<b>SUBTOTAL</b>	<b>0</b>	<b>0</b>	<b>1</b>	<b>0</b>	<b>0</b>	<b>1</b>	<b>2</b>
<b>NONCRIMINAL INCIDENTS</b>							
Person Missing or Found	0	0	0	0	0	0	0
Juvenile, Noncriminal	0	0	0	0	0	0	0
Commitment	0	0	0	0	0	0	0
Miscellaneous, Noncriminal	0	0	0	0	0	0	0
Suicide and Attempt	0	0	0	0	0	0	0
Mentally Ill	0	0	0	0	0	0	0
Accident, Traffic - Vehicle/Boat	0	0	0	0	0	0	0
Accident, Miscellaneous	0	0	0	0	0	0	0
Person Dead	0	0	0	0	0	0	0
<b>SUBTOTAL</b>	<b>0</b>	<b>0</b>	<b>0</b>	<b>0</b>	<b>0</b>	<b>0</b>	<b>0</b>
<b>GRAND TOTAL</b>	<b>0</b>	<b>0</b>	<b>2</b>	<b>5</b>	<b>5</b>	<b>9</b>	<b>21</b>

**LOS ANGELES COUNTY SHERIFF'S DEPARTMENT**  
**2019 CERRITOS SHERIFF'S STATION - CITY OF CERRITOS**  
**INCIDENT AND ARREST SUMMARY**

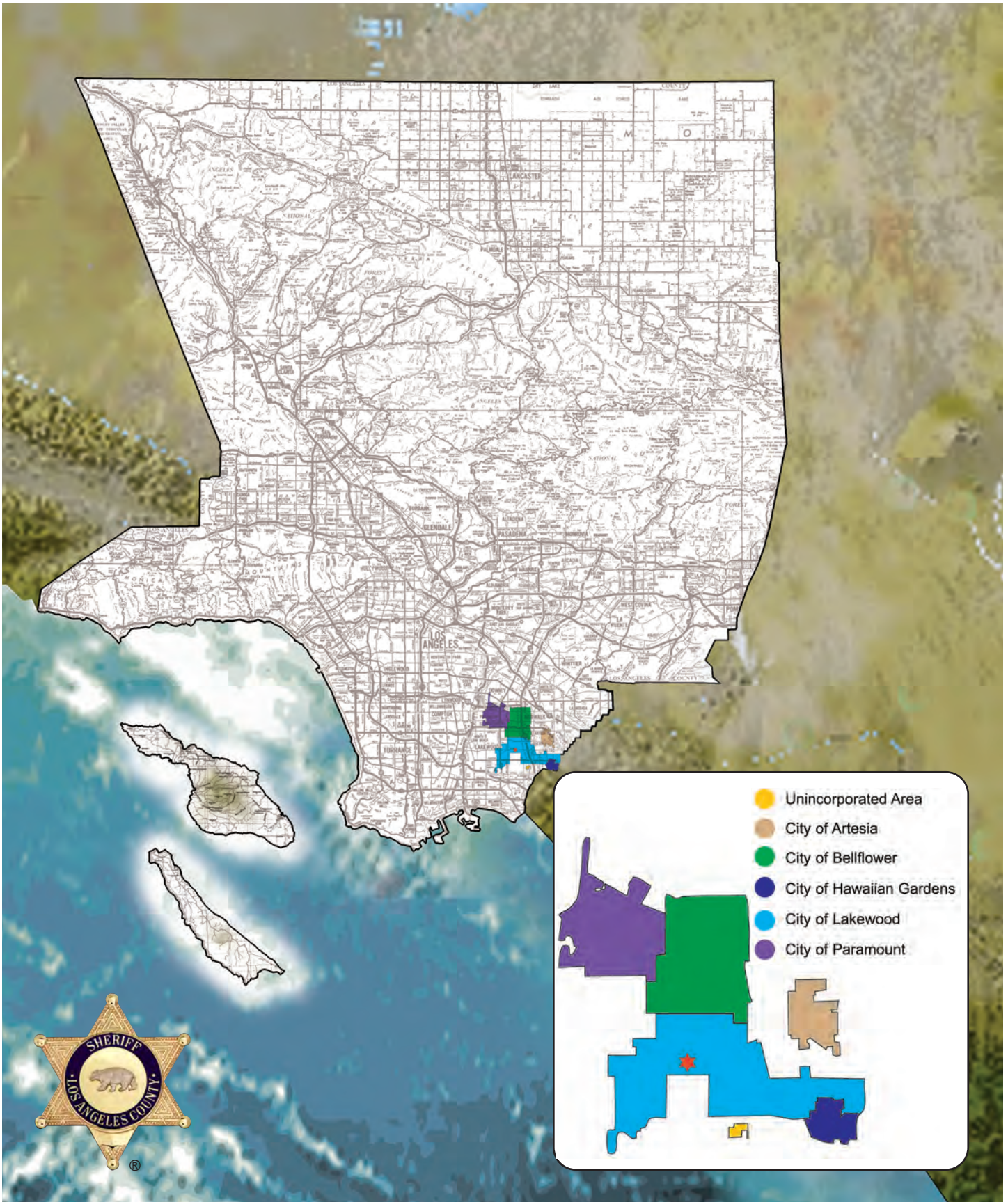
	Reported Incidents	Adults Arrested	Juveniles Arrested	Total Arrested
<b>PART I CRIMES</b>				
Criminal Homicide	1	2	0	2
Rape	10	2	0	2
Robbery	65	21	4	25
Aggravated Assault	51	32	3	35
Burglary	314	32	2	34
Larceny Theft	1,199	241	32	273
Grand Theft Auto	122	15	0	15
Arson	0	0	0	0
<b>SUBTOTAL</b>	<b>1,762</b>	<b>345</b>	<b>41</b>	<b>386</b>
<b>PART II CRIMES</b>				
Forgery	33	6	0	6
Fraud and NSF Checks	212	10	1	11
Sex Offense, Felony	10	4	0	4
Sex Offense, Misdemeanor	20	3	1	4
Non-aggravated Assault	112	45	2	47
Weapon	45	17	2	19
Offense Against Family	23	14	0	14
Narcotic	151	245	3	248
Liquor/Tobacco	5	0	0	0
Drunk - Alcohol/Drug	13	10	0	10
Disorderly Conduct	13	1	0	1
Vagrancy/Quality of Life	0	2	0	2
Gambling	0	0	0	0
Drunk Driving - Vehicle/Boat	16	19	0	19
Vehicle/Boating	517	291	3	294
Vandalism	160	3	0	3
Warrant	1	453	0	453
Receiving Stolen Property	2	9	0	9
Federal Offense Without Money	0	1	0	1
Federal Offense With Money	10	0	0	0
Felony, Miscellaneous	30	9	1	10
Misdemeanor, Miscellaneous	334	240	1	241
<b>SUBTOTAL</b>	<b>1,707</b>	<b>1,382</b>	<b>14</b>	<b>1,396</b>
<b>NONCRIMINAL INCIDENTS</b>				
Person Missing or Found	45	0	0	0
Juvenile, Noncriminal	72	0	0	0
Commitment	0	0	0	0
Miscellaneous, Noncriminal	1,555	0	0	0
Suicide and Attempt	6	0	0	0
Mentally Ill	105	0	0	0
Accident, Traffic - Vehicle/Boat	563	0	0	0
Accident, Miscellaneous	39	0	0	0
Person Dead	12	0	0	0
<b>SUBTOTAL</b>	<b>2,397</b>	<b>0</b>	<b>0</b>	<b>0</b>
<b>CALENDAR YEAR 2019</b>	<b>5,866</b>	<b>1,727</b>	<b>55</b>	<b>1,782</b>
<b>CALENDAR YEAR 2018</b>	<b>5,737</b>	<b>1,317</b>	<b>70</b>	<b>1,387</b>
<b>% CHANGE 2018 TO 2019</b>	<b>2</b>	<b>31</b>	<b>-21</b>	<b>28</b>

**LOS ANGELES COUNTY SHERIFF'S DEPARTMENT**  
**2019 CERRITOS SHERIFF'S STATION - OTHER**  
**INCIDENT AND ARREST SUMMARY**

	Reported Incidents	Adults Arrested	Juveniles Arrested	Total Arrested
<b>PART I CRIMES</b>				
Criminal Homicide	0	0	0	0
Rape	0	0	0	0
Robbery	0	2	0	2
Aggravated Assault	0	0	0	0
Burglary	0	0	0	0
Larceny Theft	0	1	0	1
Grand Theft Auto	0	0	0	0
Arson	0	0	0	0
<b>SUBTOTAL</b>	<b>0</b>	<b>3</b>	<b>0</b>	<b>3</b>
<b>PART II CRIMES</b>				
Forgery	0	0	0	0
Fraud and NSF Checks	0	0	0	0
Sex Offense, Felony	0	0	1	1
Sex Offense, Misdemeanor	0	0	0	0
Non-aggravated Assault	0	0	0	0
Weapon	0	0	0	0
Offense Against Family	0	0	0	0
Narcotic	0	1	0	1
Liquor/Tobacco	0	0	0	0
Drunk - Alcohol/Drug	0	0	0	0
Disorderly Conduct	0	0	0	0
Vagrancy/Quality of Life	0	0	0	0
Gambling	0	0	0	0
Drunk Driving - Vehicle/Boat	0	0	0	0
Vehicle/Boating	0	1	0	1
Vandalism	0	1	0	1
Warrant	0	2	0	2
Receiving Stolen Property	0	0	0	0
Federal Offense Without Money	0	0	0	0
Federal Offense With Money	0	0	0	0
Felony, Miscellaneous	0	0	0	0
Misdemeanor, Miscellaneous	0	0	0	0
<b>SUBTOTAL</b>	<b>0</b>	<b>5</b>	<b>1</b>	<b>6</b>
<b>NONCRIMINAL INCIDENTS</b>				
Person Missing or Found	0	0	0	0
Juvenile, Noncriminal	0	0	0	0
Commitment	0	0	0	0
Miscellaneous, Noncriminal	0	0	0	0
Suicide and Attempt	0	0	0	0
Mentally Ill	0	0	0	0
Accident, Traffic - Vehicle/Boat	0	0	0	0
Accident, Miscellaneous	0	0	0	0
Person Dead	0	0	0	0
<b>SUBTOTAL</b>	<b>0</b>	<b>0</b>	<b>0</b>	<b>0</b>
<b>CALENDAR YEAR 2019</b>	<b>0</b>	<b>8</b>	<b>1</b>	<b>9</b>
<b>CALENDAR YEAR 2018</b>	<b>0</b>	<b>15</b>	<b>0</b>	<b>15</b>
<b>% CHANGE 2018 TO 2019</b>	<b>N/C</b>	<b>-47</b>	<b>N/C</b>	<b>-40</b>



LOS ANGELES COUNTY SHERIFF'S DEPARTMENT  
2019 SOUTH PATROL DIVISION  
LAKEWOOD SHERIFF'S STATION PATROL AREA MAP



**LOS ANGELES COUNTY SHERIFF'S DEPARTMENT  
2019 LAKEWOOD SHERIFF'S STATION  
SYNOPSIS**

	Calendar Year 2018	Calendar Year 2019	Percent Change (%)	Crime Rate Per 10,000 Population	
				2018	2019

<b>TOTAL REPORTED INCIDENTS</b>	<b>27,919</b>	<b>27,809</b>	<b>0</b>		
---------------------------------	---------------	---------------	----------	--	--

<b>PART I CRIMES</b>	<b>6,709</b>	<b>6,206</b>	<b>-7</b>	<b>269.80</b>	<b>248.98</b>
Criminal Homicide	10	6	-40	0.40	0.24
Rape	74	74	0	2.98	2.97
Robbery	435	414	-5	17.49	16.61
Aggravated Assault	590	558	-5	23.73	22.39
Burglary	986	980	-1	39.65	39.32
Larceny Theft	3,524	3,269	-7	141.72	131.15
Grand Theft Auto	1,067	886	-17	42.91	35.55
Arson	23	19	-17	0.92	0.76

<b>PART II CRIMES</b>	<b>7,069</b>	<b>7,789</b>	<b>10</b>	<b>284.27</b>	<b>312.48</b>
-----------------------	--------------	--------------	-----------	---------------	---------------

<b>NONCRIMINAL INCIDENTS</b>	<b>14,141</b>	<b>13,814</b>	<b>-2</b>		
------------------------------	---------------	---------------	-----------	--	--

<b>TOTAL ARRESTS</b>	<b>5,368</b>	<b>7,217</b>	<b>34</b>		
----------------------	--------------	--------------	-----------	--	--

Adult Arrests	5,218	7,053	35		
Juvenile Arrests	150	164	9		

**PART I CRIMES STOLEN AND  
RECOVERED PROPERTY  
AMOUNT**

Stolen Property	\$17,161,404	\$12,758,772	-26		
Recovered Property	\$5,635,641	\$5,477,393	-3		
Percent Recovered (%)	33	43			

	Area in Square Miles 2019	Population 2019	Crime Rate Per 10,000 Population Part I Crimes		Percent Change (%)
			2018	2019	
<b>TOTAL AREA</b>	23.39	249,261	269.80	248.98	-8
Unincorporated	0.34	2,182	119.17	110.00	-8
City of Artesia	1.62	16,944	250.07	210.69	-16
City of Bellflower	6.17	78,412	262.06	235.42	-10
City of Hawaiian Gardens	0.96	14,596	227.80	208.97	-8
City of Lakewood	9.46	81,571	261.78	254.13	-3
City of Paramount	4.84	55,557	314.87	288.17	-8

**LOS ANGELES COUNTY SHERIFF'S DEPARTMENT  
2019 LAKEWOOD SHERIFF'S STATION  
INCIDENT AND ARREST SUMMARY**

	Reported Incidents	Adults Arrested	Juveniles Arrested	Total Arrested
<b>PART I CRIMES</b>				
Criminal Homicide	6	10	0	10
Rape	74	9	0	9
Robbery	414	110	14	124
Aggravated Assault	558	422	27	449
Burglary	980	114	11	125
Larceny Theft	3,269	297	14	311
Grand Theft Auto	886	138	10	148
Arson	19	6	0	6
<b>SUBTOTAL</b>	<b>6,206</b>	<b>1,106</b>	<b>76</b>	<b>1,182</b>
<b>PART II CRIMES</b>				
Forgery	139	27	0	27
Fraud and NSF Checks	532	25	0	25
Sex Offense, Felony	123	52	1	53
Sex Offense, Misdemeanor	79	30	0	30
Non-aggravated Assault	1,013	330	16	346
Weapon	306	275	19	294
Offense Against Family	118	65	0	65
Narcotic	1,450	1,803	8	1,811
Liquor/Tobacco	21	10	0	10
Drunk - Alcohol/Drug	147	128	0	128
Disorderly Conduct	23	8	0	8
Vagrancy/Quality of Life	0	0	0	0
Gambling	2	2	0	2
Drunk Driving - Vehicle/Boat	238	309	0	309
Vehicle/Boating	1,883	170	2	172
Vandalism	951	97	12	109
Warrant	3	2,008	9	2,017
Receiving Stolen Property	20	29	1	30
Federal Offense Without Money	0	2	0	2
Federal Offense With Money	15	0	0	0
Felony, Miscellaneous	195	178	13	191
Misdemeanor, Miscellaneous	531	397	6	403
<b>SUBTOTAL</b>	<b>7,789</b>	<b>5,945</b>	<b>87</b>	<b>6,032</b>
<b>NONCRIMINAL INCIDENTS</b>				
Person Missing or Found	419	0	0	0
Juvenile, Noncriminal	657	0	0	0
Commitment	0	0	0	0
Miscellaneous, Noncriminal	9,605	2	1	3
Suicide and Attempt	41	0	0	0
Mentally Ill	595	0	0	0
Accident, Traffic - Vehicle/Boat	2,168	0	0	0
Accident, Miscellaneous	191	0	0	0
Person Dead	138	0	0	0
<b>SUBTOTAL</b>	<b>13,814</b>	<b>2</b>	<b>1</b>	<b>3</b>
<b>CALENDAR YEAR 2019</b>	<b>27,809</b>	<b>7,053</b>	<b>164</b>	<b>7,217</b>
<b>CALENDAR YEAR 2018</b>	<b>27,919</b>	<b>5,218</b>	<b>150</b>	<b>5,368</b>
<b>% CHANGE 2018 TO 2019</b>	<b>0</b>	<b>35</b>	<b>9</b>	<b>34</b>



**LOS ANGELES COUNTY SHERIFF'S DEPARTMENT**  
**2019 LAKEWOOD SHERIFF'S STATION**  
**PART I ACTUAL OFFENSES\* CLEARED**

	Station Total	Unincorporated	City of Artesia	City of Bellflower	City of Hawaiian Gardens	City of Lakewood	City of Paramount
<b>Criminal Homicide</b>	<b>6</b>	<b>0</b>	<b>1</b>	<b>1</b>	<b>0</b>	<b>0</b>	<b>4</b>
Number Cleared	5	0	1	1	0	1	2
Percent Cleared (%)	83	N/C	100	100	N/C	N/C	50
<b>Rape</b>	<b>73</b>	<b>1</b>	<b>2</b>	<b>29</b>	<b>5</b>	<b>20</b>	<b>16</b>
Number Cleared	71	1	0	24	6	22	18
Percent Cleared (%)	97	100	0	83	120	110	112
<b>Robbery</b>	<b>414</b>	<b>0</b>	<b>28</b>	<b>107</b>	<b>24</b>	<b>104</b>	<b>151</b>
Number Cleared	137	0	7	34	11	38	47
Percent Cleared (%)	33	N/C	25	32	46	37	31
<b>Aggravated Assault</b>	<b>555</b>	<b>3</b>	<b>41</b>	<b>190</b>	<b>47</b>	<b>98</b>	<b>176</b>
Number Cleared	405	3	14	159	35	73	121
Percent Cleared (%)	73	100	34	84	74	74	69
<b>Burglary</b>	<b>978</b>	<b>4</b>	<b>90</b>	<b>326</b>	<b>68</b>	<b>303</b>	<b>187</b>
Number Cleared	117	1	6	40	9	27	34
Percent Cleared (%)	12	25	7	12	13	9	18
<b>Larceny Theft</b>	<b>3,265</b>	<b>14</b>	<b>161</b>	<b>860</b>	<b>101</b>	<b>1,354</b>	<b>775</b>
Number Cleared	445	2	13	53	13	265	99
Percent Cleared (%)	14	14	8	6	13	20	13
<b>Grand Theft Auto</b>	<b>884</b>	<b>2</b>	<b>33</b>	<b>320</b>	<b>56</b>	<b>189</b>	<b>284</b>
Number Cleared	99	0	1	42	8	14	34
Percent Cleared (%)	11	0	3	13	14	7	12
<b>Arson</b>	<b>19</b>	<b>0</b>	<b>0</b>	<b>7</b>	<b>3</b>	<b>3</b>	<b>6</b>
Number Cleared	6	0	0	3	1	0	2
Percent Cleared (%)	32	N/C	N/C	43	33	0	33
<b>TOTAL PART I OFFENSES</b>	<b>6,194</b>	<b>24</b>	<b>356</b>	<b>1,840</b>	<b>304</b>	<b>2,071</b>	<b>1,599</b>
Number Cleared	<b>1,285</b>	<b>7</b>	<b>42</b>	<b>356</b>	<b>83</b>	<b>440</b>	<b>357</b>
Percent Cleared (%)	<b>21</b>	<b>29</b>	<b>12</b>	<b>19</b>	<b>27</b>	<b>21</b>	<b>22</b>

\* Actual offenses (unfounded not included)



**LOS ANGELES COUNTY SHERIFF'S DEPARTMENT**  
**2019 LAKEWOOD SHERIFF'S STATION**  
**COMPARISON OF INCIDENTS BY CITY/AREA**

	Unincorporated	City of Artesia	City of Bellflower	City of Hawaiian Gardens	City of Lakewood	City of Paramount	Other	Total
<b>PART I CRIMES</b>								
Criminal Homicide	0	1	1	0	0	4	0	6
Rape	1	2	30	5	20	16	0	74
Robbery	0	28	107	24	104	151	0	414
Aggravated Assault	3	42	190	47	99	177	0	558
Burglary	4	90	327	68	304	187	0	980
Larceny Theft	14	161	863	101	1,354	776	0	3,269
Grand Theft Auto	2	33	321	57	189	284	0	886
Arson	0	0	7	3	3	6	0	19
<b>SUBTOTAL</b>	<b>24</b>	<b>357</b>	<b>1,846</b>	<b>305</b>	<b>2,073</b>	<b>1,601</b>	<b>0</b>	<b>6,206</b>
<b>PART II CRIMES</b>								
Forgery	1	9	44	11	37	37	0	139
Fraud and NSF Checks	3	42	162	17	209	99	0	532
Sex Offense, Felony	10	9	29	9	30	36	0	123
Sex Offense, Misdemeanor	1	6	28	3	22	19	0	79
Non-aggravated Assault	4	60	388	58	275	228	0	1,013
Weapon	0	26	113	22	83	62	0	306
Offense Against Family	0	3	57	9	21	28	0	118
Narcotic	3	95	609	114	388	241	0	1,450
Liquor/Tobacco	0	11	0	3	1	6	0	21
Drunk - Alcohol/Drug	0	13	50	8	51	25	0	147
Disorderly Conduct	0	2	4	3	9	5	0	23
Vagrancy/Quality of Life	0	0	0	0	0	0	0	0
Gambling	0	0	1	0	0	1	0	2
Drunk Driving - Vehicle/Boat	0	7	91	10	60	70	0	238
Vehicle/Boating	3	149	586	115	435	595	0	1,883
Vandalism	3	64	292	52	298	242	0	951
Warrant	0	2	1	0	0	0	0	3
Receiving Stolen Property	0	1	12	1	4	2	0	20
Federal Offense Without Money	0	0	0	0	0	0	0	0
Federal Offense With Money	0	0	4	3	4	4	0	15
Felony, Miscellaneous	1	7	66	15	57	49	0	195
Misdemeanor, Miscellaneous	2	47	204	25	129	124	0	531
<b>SUBTOTAL</b>	<b>31</b>	<b>553</b>	<b>2,741</b>	<b>478</b>	<b>2,113</b>	<b>1,873</b>	<b>0</b>	<b>7,789</b>
<b>NONCRIMINAL INCIDENTS</b>								
Person Missing or Found	0	40	145	24	108	102	0	419
Juvenile, Noncriminal	5	30	215	66	168	173	0	657
Commitment	0	0	0	0	0	0	0	0
Miscellaneous, Noncriminal	31	735	3,824	562	2,227	2,226	0	9,605
Suicide and Attempt	0	3	17	1	13	7	0	41
Mentally Ill	1	26	225	24	204	115	0	595
Accident, Traffic - Vehicle/Boat	4	150	722	92	718	482	0	2,168
Accident, Miscellaneous	0	15	48	9	78	41	0	191
Person Dead	2	7	44	6	45	34	0	138
<b>SUBTOTAL</b>	<b>43</b>	<b>1,006</b>	<b>5,240</b>	<b>784</b>	<b>3,561</b>	<b>3,180</b>	<b>0</b>	<b>13,814</b>
<b>CALENDAR YEAR 2019</b>	<b>98</b>	<b>1,916</b>	<b>9,827</b>	<b>1,567</b>	<b>7,747</b>	<b>6,654</b>	<b>0</b>	<b>27,809</b>
<b>CALENDAR YEAR 2018</b>	<b>103</b>	<b>1,588</b>	<b>9,880</b>	<b>1,792</b>	<b>7,545</b>	<b>7,011</b>	<b>0</b>	<b>27,919</b>
<b>% CHANGE 2018 TO 2019</b>	<b>-5</b>	<b>21</b>	<b>-1</b>	<b>-13</b>	<b>3</b>	<b>-5</b>	<b>N/C</b>	<b>0</b>

**LOS ANGELES COUNTY SHERIFF'S DEPARTMENT**  
**2019 LAKEWOOD SHERIFF'S STATION**  
**COMPARISON OF ARRESTS BY CITY/AREA**

	Unincorporated	City of Artesia	City of Bellflower	City of Hawaiian Gardens	City of Lakewood	City of Paramount	Other	Total
<b>PART I CRIMES</b>								
Criminal Homicide	0	4	2	0	0	2	2	10
Rape	0	0	3	0	3	3	0	9
Robbery	2	8	29	10	33	42	0	124
Aggravated Assault	3	14	182	30	103	113	4	449
Burglary	0	6	48	9	35	27	0	125
Larceny Theft	0	11	27	5	201	63	4	311
Grand Theft Auto	0	6	55	15	39	28	5	148
Arson	0	0	3	1	1	1	0	6
<b>SUBTOTAL</b>	<b>5</b>	<b>49</b>	<b>349</b>	<b>70</b>	<b>415</b>	<b>279</b>	<b>15</b>	<b>1,182</b>
<b>PART II CRIMES</b>								
Forgery	0	3	10	5	5	4	0	27
Fraud and NSF Checks	0	2	8	1	7	5	2	25
Sex Offense, Felony	0	5	14	4	16	14	0	53
Sex Offense, Misdemeanor	0	0	25	0	2	2	1	30
Non-aggravated Assault	0	28	121	24	93	76	4	346
Weapon	0	17	120	23	74	54	6	294
Offense Against Family	0	3	22	5	17	18	0	65
Narcotic	1	120	760	134	486	288	22	1,811
Liquor/Tobacco	0	0	2	1	1	5	1	10
Drunk - Alcohol/Drug	0	12	51	7	50	7	1	128
Disorderly Conduct	0	1	1	1	2	3	0	8
Vagrancy/Quality of Life	0	0	0	0	0	0	0	0
Gambling	0	0	0	0	0	2	0	2
Drunk Driving - Vehicle/Boat	0	8	93	11	68	67	62	309
Vehicle/Boating	0	21	43	18	22	67	1	172
Vandalism	0	16	44	6	17	26	0	109
Warrant	4	335	659	162	467	357	33	2,017
Receiving Stolen Property	0	1	20	1	6	2	0	30
Federal Offense Without Money	0	0	0	0	0	2	0	2
Federal Offense With Money	0	0	0	0	0	0	0	0
Felony, Miscellaneous	0	5	52	14	50	61	9	191
Misdemeanor, Miscellaneous	0	55	103	28	96	101	20	403
<b>SUBTOTAL</b>	<b>5</b>	<b>632</b>	<b>2,148</b>	<b>445</b>	<b>1,479</b>	<b>1,161</b>	<b>162</b>	<b>6,032</b>
<b>NONCRIMINAL INCIDENTS</b>								
Person Missing or Found	0	0	0	0	0	0	0	0
Juvenile, Noncriminal	0	0	0	0	0	0	0	0
Commitment	0	0	0	0	0	0	0	0
Miscellaneous, Noncriminal	0	0	1	0	1	1	0	3
Suicide and Attempt	0	0	0	0	0	0	0	0
Mentally Ill	0	0	0	0	0	0	0	0
Accident, Traffic - Vehicle/Boat	0	0	0	0	0	0	0	0
Accident, Miscellaneous	0	0	0	0	0	0	0	0
Person Dead	0	0	0	0	0	0	0	0
<b>SUBTOTAL</b>	<b>0</b>	<b>0</b>	<b>1</b>	<b>0</b>	<b>1</b>	<b>1</b>	<b>0</b>	<b>3</b>
<b>CALENDAR YEAR 2019</b>	<b>10</b>	<b>681</b>	<b>2,498</b>	<b>515</b>	<b>1,895</b>	<b>1,441</b>	<b>177</b>	<b>7,217</b>
<b>CALENDAR YEAR 2018</b>	<b>6</b>	<b>391</b>	<b>1,710</b>	<b>325</b>	<b>1,590</b>	<b>1,178</b>	<b>168</b>	<b>5,368</b>
<b>% CHANGE 2018 TO 2019</b>	<b>67</b>	<b>74</b>	<b>46</b>	<b>58</b>	<b>19</b>	<b>22</b>	<b>5</b>	<b>34</b>

**LOS ANGELES COUNTY SHERIFF'S DEPARTMENT**  
**2019 LAKEWOOD SHERIFF'S STATION**  
**COMPARISON OF ADULT ARRESTS BY CITY/AREA**

	Unincorporated	City of Artesia	City of Bellflower	City of Hawaiian Gardens	City of Lakewood	City of Paramount	Other	Total
<b>PART I CRIMES</b>								
Criminal Homicide	0	4	2	0	0	2	2	10
Rape	0	0	3	0	3	3	0	9
Robbery	0	6	29	9	28	38	0	110
Aggravated Assault	3	14	174	26	99	102	4	422
Burglary	0	6	46	9	30	23	0	114
Larceny Theft	0	11	27	5	190	61	3	297
Grand Theft Auto	0	6	52	14	34	27	5	138
Arson	0	0	3	1	1	1	0	6
<b>SUBTOTAL</b>	<b>3</b>	<b>47</b>	<b>336</b>	<b>64</b>	<b>385</b>	<b>257</b>	<b>14</b>	<b>1,106</b>
<b>PART II CRIMES</b>								
Forgery	0	3	10	5	5	4	0	27
Fraud and NSF Checks	0	2	8	1	7	5	2	25
Sex Offense, Felony	0	4	14	4	16	14	0	52
Sex Offense, Misdemeanor	0	0	25	0	2	2	1	30
Non-aggravated Assault	0	27	116	24	86	73	4	330
Weapon	0	16	118	20	67	48	6	275
Offense Against Family	0	3	22	5	17	18	0	65
Narcotic	1	118	756	134	484	288	22	1,803
Liquor/Tobacco	0	0	2	1	1	5	1	10
Drunk - Alcohol/Drug	0	12	51	7	50	7	1	128
Disorderly Conduct	0	1	1	1	2	3	0	8
Vagrancy/Quality of Life	0	0	0	0	0	0	0	0
Gambling	0	0	0	0	0	2	0	2
Drunk Driving - Vehicle/Boat	0	8	93	11	68	67	62	309
Vehicle/Boating	0	21	42	17	22	67	1	170
Vandalism	0	14	40	6	16	21	0	97
Warrant	4	334	655	161	465	356	33	2,008
Receiving Stolen Property	0	1	20	1	5	2	0	29
Federal Offense Without Money	0	0	0	0	0	2	0	2
Federal Offense With Money	0	0	0	0	0	0	0	0
Felony, Miscellaneous	0	5	50	14	41	59	9	178
Misdemeanor, Miscellaneous	0	54	101	28	95	99	20	397
<b>SUBTOTAL</b>	<b>5</b>	<b>623</b>	<b>2,124</b>	<b>440</b>	<b>1,449</b>	<b>1,142</b>	<b>162</b>	<b>5,945</b>
<b>NONCRIMINAL INCIDENTS</b>								
Person Missing or Found	0	0	0	0	0	0	0	0
Juvenile, Noncriminal	0	0	0	0	0	0	0	0
Commitment	0	0	0	0	0	0	0	0
Miscellaneous, Noncriminal	0	0	0	0	1	1	0	2
Suicide and Attempt	0	0	0	0	0	0	0	0
Mentally Ill	0	0	0	0	0	0	0	0
Accident, Traffic - Vehicle/Boat	0	0	0	0	0	0	0	0
Accident, Miscellaneous	0	0	0	0	0	0	0	0
Person Dead	0	0	0	0	0	0	0	0
<b>SUBTOTAL</b>	<b>0</b>	<b>0</b>	<b>0</b>	<b>0</b>	<b>1</b>	<b>1</b>	<b>0</b>	<b>2</b>
<b>CALENDAR YEAR 2019</b>	<b>8</b>	<b>670</b>	<b>2,460</b>	<b>504</b>	<b>1,835</b>	<b>1,400</b>	<b>176</b>	<b>7,053</b>
<b>CALENDAR YEAR 2018</b>	<b>5</b>	<b>384</b>	<b>1,672</b>	<b>311</b>	<b>1,546</b>	<b>1,135</b>	<b>165</b>	<b>5,218</b>
<b>% CHANGE 2018 TO 2019</b>	<b>60</b>	<b>74</b>	<b>47</b>	<b>62</b>	<b>19</b>	<b>23</b>	<b>7</b>	<b>35</b>

**LOS ANGELES COUNTY SHERIFF'S DEPARTMENT**  
**2019 LAKEWOOD SHERIFF'S STATION**  
**COMPARISON OF JUVENILE ARRESTS BY CITY/AREA**

	Unincorporated	City of Artesia	City of Bellflower	City of Hawaiian Gardens	City of Lakewood	City of Paramount	Other	Total
<b>PART I CRIMES</b>								
Criminal Homicide	0	0	0	0	0	0	0	0
Rape	0	0	0	0	0	0	0	0
Robbery	2	2	0	1	5	4	0	14
Aggravated Assault	0	0	8	4	4	11	0	27
Burglary	0	0	2	0	5	4	0	11
Larceny Theft	0	0	0	0	11	2	1	14
Grand Theft Auto	0	0	3	1	5	1	0	10
Arson	0	0	0	0	0	0	0	0
<b>SUBTOTAL</b>	<b>2</b>	<b>2</b>	<b>13</b>	<b>6</b>	<b>30</b>	<b>22</b>	<b>1</b>	<b>76</b>
<b>PART II CRIMES</b>								
Forgery	0	0	0	0	0	0	0	0
Fraud and NSF Checks	0	0	0	0	0	0	0	0
Sex Offense, Felony	0	1	0	0	0	0	0	1
Sex Offense, Misdemeanor	0	0	0	0	0	0	0	0
Non-aggravated Assault	0	1	5	0	7	3	0	16
Weapon	0	1	2	3	7	6	0	19
Offense Against Family	0	0	0	0	0	0	0	0
Narcotic	0	2	4	0	2	0	0	8
Liquor/Tobacco	0	0	0	0	0	0	0	0
Drunk - Alcohol/Drug	0	0	0	0	0	0	0	0
Disorderly Conduct	0	0	0	0	0	0	0	0
Vagrancy/Quality of Life	0	0	0	0	0	0	0	0
Gambling	0	0	0	0	0	0	0	0
Drunk Driving - Vehicle/Boat	0	0	0	0	0	0	0	0
Vehicle/Boating	0	0	1	1	0	0	0	2
Vandalism	0	2	4	0	1	5	0	12
Warrant	0	1	4	1	2	1	0	9
Receiving Stolen Property	0	0	0	0	1	0	0	1
Federal Offense Without Money	0	0	0	0	0	0	0	0
Federal Offense With Money	0	0	0	0	0	0	0	0
Felony, Miscellaneous	0	0	2	0	9	2	0	13
Misdemeanor, Miscellaneous	0	1	2	0	1	2	0	6
<b>SUBTOTAL</b>	<b>0</b>	<b>9</b>	<b>24</b>	<b>5</b>	<b>30</b>	<b>19</b>	<b>0</b>	<b>87</b>
<b>NONCRIMINAL INCIDENTS</b>								
Person Missing or Found	0	0	0	0	0	0	0	0
Juvenile, Noncriminal	0	0	0	0	0	0	0	0
Commitment	0	0	0	0	0	0	0	0
Miscellaneous, Noncriminal	0	0	1	0	0	0	0	1
Suicide and Attempt	0	0	0	0	0	0	0	0
Mentally Ill	0	0	0	0	0	0	0	0
Accident, Traffic - Vehicle/Boat	0	0	0	0	0	0	0	0
Accident, Miscellaneous	0	0	0	0	0	0	0	0
Person Dead	0	0	0	0	0	0	0	0
<b>SUBTOTAL</b>	<b>0</b>	<b>0</b>	<b>1</b>	<b>0</b>	<b>0</b>	<b>0</b>	<b>0</b>	<b>1</b>
<b>CALENDAR YEAR 2019</b>	<b>2</b>	<b>11</b>	<b>38</b>	<b>11</b>	<b>60</b>	<b>41</b>	<b>1</b>	<b>164</b>
<b>CALENDAR YEAR 2018</b>	<b>1</b>	<b>7</b>	<b>38</b>	<b>14</b>	<b>44</b>	<b>43</b>	<b>3</b>	<b>150</b>
<b>% CHANGE 2018 TO 2019</b>	<b>100</b>	<b>57</b>	<b>0</b>	<b>-21</b>	<b>36</b>	<b>-5</b>	<b>-67</b>	<b>9</b>

**LOS ANGELES COUNTY SHERIFF'S DEPARTMENT  
2019 LAKEWOOD SHERIFF'S STATION  
MALE ADULT ARRESTS BY AGE**

	18	19	20	21	22	23	24
<b>PART I CRIMES</b>							
Criminal Homicide	1	3	1	0	0	1	0
Rape	0	0	0	0	1	0	0
Robbery	14	9	2	4	2	4	6
Aggravated Assault	9	8	8	10	7	15	10
Burglary	3	6	6	4	1	2	5
Larceny Theft	3	4	5	7	5	8	5
Grand Theft Auto	1	4	4	1	2	4	6
Arson	0	0	0	0	0	0	1
<b>SUBTOTAL</b>	<b>31</b>	<b>34</b>	<b>26</b>	<b>26</b>	<b>18</b>	<b>34</b>	<b>33</b>
<b>PART II CRIMES</b>							
Forgery	0	1	0	0	0	0	0
Fraud and NSF Checks	0	0	1	0	0	0	1
Sex Offense, Felony	0	0	1	0	1	0	0
Sex Offense, Misdemeanor	0	1	0	2	1	0	0
Non-aggravated Assault	6	6	3	10	8	11	11
Weapon	12	13	6	7	6	9	10
Offense Against Family	1	2	0	1	1	1	2
Narcotic	18	36	29	34	22	43	67
Liquor/Tobacco	0	0	1	0	0	0	0
Drunk - Alcohol/Drug	0	1	0	1	1	3	4
Disorderly Conduct	0	0	0	0	0	1	1
Vagrancy/Quality of Life	0	0	0	0	0	0	0
Gambling	0	0	0	0	0	0	0
Drunk Driving - Vehicle/Boat	1	8	4	7	16	9	17
Vehicle/Boating	6	8	6	11	1	10	4
Vandalism	1	6	5	1	8	5	3
Warrant	5	29	17	36	45	50	56
Receiving Stolen Property	2	0	2	1	0	1	0
Federal Offense Without Money	0	1	0	0	0	0	0
Federal Offense With Money	0	0	0	0	0	0	0
Felony, Miscellaneous	3	1	3	3	3	4	6
Misdemeanor, Miscellaneous	12	3	3	7	8	16	11
<b>SUBTOTAL</b>	<b>67</b>	<b>116</b>	<b>81</b>	<b>121</b>	<b>121</b>	<b>163</b>	<b>193</b>
<b>NONCRIMINAL INCIDENTS</b>							
Person Missing or Found	0	0	0	0	0	0	0
Juvenile, Noncriminal	0	0	0	0	0	0	0
Commitment	0	0	0	0	0	0	0
Miscellaneous, Noncriminal	0	0	0	0	0	0	0
Suicide and Attempt	0	0	0	0	0	0	0
Mentally Ill	0	0	0	0	0	0	0
Accident, Traffic - Vehicle/Boat	0	0	0	0	0	0	0
Accident, Miscellaneous	0	0	0	0	0	0	0
Person Dead	0	0	0	0	0	0	0
<b>SUBTOTAL</b>	<b>0</b>	<b>0</b>	<b>0</b>	<b>0</b>	<b>0</b>	<b>0</b>	<b>0</b>
<b>GRAND TOTAL</b>	<b>98</b>	<b>150</b>	<b>107</b>	<b>147</b>	<b>139</b>	<b>197</b>	<b>226</b>

**LOS ANGELES COUNTY SHERIFF'S DEPARTMENT  
2019 LAKEWOOD SHERIFF'S STATION  
MALE ADULT ARRESTS BY AGE**

	25-29	30-34	35-39	40-44	45-49	50+	Total
<b>PART I CRIMES</b>							
Criminal Homicide	1	1	0	0	0	2	10
Rape	1	4	1	1	0	1	9
Robbery	15	9	9	3	3	7	87
Aggravated Assault	71	57	37	18	23	29	302
Burglary	19	15	15	6	3	7	92
Larceny Theft	31	21	23	6	9	36	163
Grand Theft Auto	25	19	13	8	4	5	96
Arson	1	0	0	1	0	1	4
<b>SUBTOTAL</b>	<b>164</b>	<b>126</b>	<b>98</b>	<b>43</b>	<b>42</b>	<b>88</b>	<b>763</b>
<b>PART II CRIMES</b>							
Forgery	2	5	3	4	2	1	18
Fraud and NSF Checks	0	4	4	1	1	2	14
Sex Offense, Felony	10	5	10	9	2	13	51
Sex Offense, Misdemeanor	6	2	3	4	1	5	25
Non-aggravated Assault	43	47	37	20	13	36	251
Weapon	51	34	27	21	16	30	242
Offense Against Family	6	10	11	2	4	7	48
Narcotic	269	288	190	133	117	201	1,447
Liquor/Tobacco	2	2	0	0	1	2	8
Drunk - Alcohol/Drug	19	18	12	12	11	27	109
Disorderly Conduct	2	0	2	0	0	1	7
Vagrancy/Quality of Life	0	0	0	0	0	0	0
Gambling	0	0	0	0	0	2	2
Drunk Driving - Vehicle/Boat	49	45	19	23	15	26	239
Vehicle/Boating	30	19	12	4	7	13	131
Vandalism	24	11	6	3	2	10	85
Warrant	272	283	217	133	143	262	1,548
Receiving Stolen Property	4	4	3	1	1	1	20
Federal Offense Without Money	0	0	1	0	0	0	2
Federal Offense With Money	0	0	0	0	0	0	0
Felony, Miscellaneous	34	21	23	12	15	28	156
Misdemeanor, Miscellaneous	54	58	46	30	30	38	316
<b>SUBTOTAL</b>	<b>877</b>	<b>856</b>	<b>626</b>	<b>412</b>	<b>381</b>	<b>705</b>	<b>4,719</b>
<b>NONCRIMINAL INCIDENTS</b>							
Person Missing or Found	0	0	0	0	0	0	0
Juvenile, Noncriminal	0	0	0	0	0	0	0
Commitment	0	0	0	0	0	0	0
Miscellaneous, Noncriminal	0	0	0	0	1	0	1
Suicide and Attempt	0	0	0	0	0	0	0
Mentally Ill	0	0	0	0	0	0	0
Accident, Traffic - Vehicle/Boat	0	0	0	0	0	0	0
Accident, Miscellaneous	0	0	0	0	0	0	0
Person Dead	0	0	0	0	0	0	0
<b>SUBTOTAL</b>	<b>0</b>	<b>0</b>	<b>0</b>	<b>0</b>	<b>1</b>	<b>0</b>	<b>1</b>
<b>GRAND TOTAL</b>	<b>1,041</b>	<b>982</b>	<b>724</b>	<b>455</b>	<b>424</b>	<b>793</b>	<b>5,483</b>

**LOS ANGELES COUNTY SHERIFF'S DEPARTMENT  
2019 LAKEWOOD SHERIFF'S STATION  
MALE JUVENILE ARRESTS BY AGE**

	0-10	11-12	13-14	15	16	17	Total
<b>PART I CRIMES</b>							
Criminal Homicide	0	0	0	0	0	0	0
Rape	0	0	0	0	0	0	0
Robbery	0	1	0	4	2	4	11
Aggravated Assault	0	1	3	3	5	7	19
Burglary	0	0	3	0	3	4	10
Larceny Theft	0	0	2	1	3	0	6
Grand Theft Auto	0	0	1	1	2	3	7
Arson	0	0	0	0	0	0	0
<b>SUBTOTAL</b>	<b>0</b>	<b>2</b>	<b>9</b>	<b>9</b>	<b>15</b>	<b>18</b>	<b>53</b>
<b>PART II CRIMES</b>							
Forgery	0	0	0	0	0	0	0
Fraud and NSF Checks	0	0	0	0	0	0	0
Sex Offense, Felony	0	0	0	1	0	0	1
Sex Offense, Misdemeanor	0	0	0	0	0	0	0
Non-aggravated Assault	0	0	1	4	2	4	11
Weapon	0	1	3	3	4	8	19
Offense Against Family	0	0	0	0	0	0	0
Narcotic	0	0	0	2	4	2	8
Liquor/Tobacco	0	0	0	0	0	0	0
Drunk - Alcohol/Drug	0	0	0	0	0	0	0
Disorderly Conduct	0	0	0	0	0	0	0
Vagrancy/Quality of Life	0	0	0	0	0	0	0
Gambling	0	0	0	0	0	0	0
Drunk Driving - Vehicle/Boat	0	0	0	0	0	0	0
Vehicle/Boating	0	0	0	0	0	2	2
Vandalism	0	0	4	4	2	1	11
Warrant	0	0	2	2	2	2	8
Receiving Stolen Property	0	0	0	0	0	1	1
Federal Offense Without Money	0	0	0	0	0	0	0
Federal Offense With Money	0	0	0	0	0	0	0
Felony, Miscellaneous	0	0	2	3	4	1	10
Misdemeanor, Miscellaneous	0	0	1	0	0	5	6
<b>SUBTOTAL</b>	<b>0</b>	<b>1</b>	<b>13</b>	<b>19</b>	<b>18</b>	<b>26</b>	<b>77</b>
<b>NONCRIMINAL INCIDENTS</b>							
Person Missing or Found	0	0	0	0	0	0	0
Juvenile, Noncriminal	0	0	0	0	0	0	0
Commitment	0	0	0	0	0	0	0
Miscellaneous, Noncriminal	0	0	0	0	1	0	1
Suicide and Attempt	0	0	0	0	0	0	0
Mentally Ill	0	0	0	0	0	0	0
Accident, Traffic - Vehicle/Boat	0	0	0	0	0	0	0
Accident, Miscellaneous	0	0	0	0	0	0	0
Person Dead	0	0	0	0	0	0	0
<b>SUBTOTAL</b>	<b>0</b>	<b>0</b>	<b>0</b>	<b>0</b>	<b>1</b>	<b>0</b>	<b>1</b>
<b>GRAND TOTAL</b>	<b>0</b>	<b>3</b>	<b>22</b>	<b>28</b>	<b>34</b>	<b>44</b>	<b>131</b>



**LOS ANGELES COUNTY SHERIFF'S DEPARTMENT  
2019 LAKEWOOD SHERIFF'S STATION  
FEMALE ADULT ARRESTS BY AGE**

	18	19	20	21	22	23	24
<b>PART I CRIMES</b>							
Criminal Homicide	0	0	0	0	0	0	0
Rape	0	0	0	0	0	0	0
Robbery	0	1	3	0	0	0	2
Aggravated Assault	2	4	4	6	1	7	6
Burglary	0	1	3	0	2	1	1
Larceny Theft	7	7	10	12	6	4	3
Grand Theft Auto	1	2	0	1	1	1	1
Arson	0	0	0	0	0	0	0
<b>SUBTOTAL</b>	<b>10</b>	<b>15</b>	<b>20</b>	<b>19</b>	<b>10</b>	<b>13</b>	<b>13</b>
<b>PART II CRIMES</b>							
Forgery	0	0	0	0	0	1	1
Fraud and NSF Checks	0	0	0	0	0	0	0
Sex Offense, Felony	0	1	0	0	0	0	0
Sex Offense, Misdemeanor	1	1	0	0	0	0	0
Non-aggravated Assault	3	4	1	2	3	4	4
Weapon	0	1	1	0	2	2	1
Offense Against Family	0	0	0	0	0	0	0
Narcotic	7	6	8	7	16	14	12
Liquor/Tobacco	0	0	0	0	0	0	0
Drunk - Alcohol/Drug	0	0	0	1	0	0	0
Disorderly Conduct	0	0	0	0	0	0	0
Vagrancy/Quality of Life	0	0	0	0	0	0	0
Gambling	0	0	0	0	0	0	0
Drunk Driving - Vehicle/Boat	0	2	1	5	3	2	5
Vehicle/Boating	0	0	0	0	2	2	0
Vandalism	0	1	0	2	1	0	0
Warrant	3	1	6	7	12	15	10
Receiving Stolen Property	0	1	1	0	0	1	0
Federal Offense Without Money	0	0	0	0	0	0	0
Federal Offense With Money	0	0	0	0	0	0	0
Felony, Miscellaneous	3	0	1	0	2	0	4
Misdemeanor, Miscellaneous	1	1	0	2	2	6	1
<b>SUBTOTAL</b>	<b>18</b>	<b>19</b>	<b>19</b>	<b>26</b>	<b>43</b>	<b>47</b>	<b>38</b>
<b>NONCRIMINAL INCIDENTS</b>							
Person Missing or Found	0	0	0	0	0	0	0
Juvenile, Noncriminal	0	0	0	0	0	0	0
Commitment	0	0	0	0	0	0	0
Miscellaneous, Noncriminal	0	0	0	0	0	0	0
Suicide and Attempt	0	0	0	0	0	0	0
Mentally Ill	0	0	0	0	0	0	0
Accident, Traffic - Vehicle/Boat	0	0	0	0	0	0	0
Accident, Miscellaneous	0	0	0	0	0	0	0
Person Dead	0	0	0	0	0	0	0
<b>SUBTOTAL</b>	<b>0</b>	<b>0</b>	<b>0</b>	<b>0</b>	<b>0</b>	<b>0</b>	<b>0</b>
<b>GRAND TOTAL</b>	<b>28</b>	<b>34</b>	<b>39</b>	<b>45</b>	<b>53</b>	<b>60</b>	<b>51</b>

**LOS ANGELES COUNTY SHERIFF'S DEPARTMENT  
2019 LAKEWOOD SHERIFF'S STATION  
FEMALE ADULT ARRESTS BY AGE**

	25-29	30-34	35-39	40-44	45-49	50+	Total
<b>PART I CRIMES</b>							
Criminal Homicide	0	0	0	0	0	0	0
Rape	0	0	0	0	0	0	0
Robbery	7	4	2	1	2	1	23
Aggravated Assault	33	17	13	7	4	16	120
Burglary	5	4	2	1	2	0	22
Larceny Theft	21	12	13	12	7	20	134
Grand Theft Auto	13	12	3	2	3	2	42
Arson	1	0	0	0	1	0	2
<b>SUBTOTAL</b>	<b>80</b>	<b>49</b>	<b>33</b>	<b>23</b>	<b>19</b>	<b>39</b>	<b>343</b>
<b>PART II CRIMES</b>							
Forgery	0	2	2	1	1	1	9
Fraud and NSF Checks	1	2	4	2	0	2	11
Sex Offense, Felony	0	0	0	0	0	0	1
Sex Offense, Misdemeanor	2	1	0	0	0	0	5
Non-aggravated Assault	9	19	5	14	2	9	79
Weapon	8	7	2	1	4	4	33
Offense Against Family	3	5	3	2	2	1	16
Narcotic	68	58	51	33	41	35	356
Liquor/Tobacco	1	0	0	0	0	1	2
Drunk - Alcohol/Drug	3	1	1	4	0	9	19
Disorderly Conduct	0	0	1	0	0	0	1
Vagrancy/Quality of Life	0	0	0	0	0	0	0
Gambling	0	0	0	0	0	0	0
Drunk Driving - Vehicle/Boat	12	12	6	5	3	12	68
Vehicle/Boating	8	6	7	9	2	3	39
Vandalism	4	0	1	1	1	1	12
Warrant	87	71	68	52	60	68	460
Receiving Stolen Property	1	1	1	2	0	1	9
Federal Offense Without Money	0	0	0	0	0	0	0
Federal Offense With Money	0	0	0	0	0	0	0
Felony, Miscellaneous	2	5	1	1	1	1	21
Misdemeanor, Miscellaneous	16	13	6	13	9	11	81
<b>SUBTOTAL</b>	<b>225</b>	<b>203</b>	<b>159</b>	<b>140</b>	<b>126</b>	<b>159</b>	<b>1,222</b>
<b>NONCRIMINAL INCIDENTS</b>							
Person Missing or Found	0	0	0	0	0	0	0
Juvenile, Noncriminal	0	0	0	0	0	0	0
Commitment	0	0	0	0	0	0	0
Miscellaneous, Noncriminal	1	0	0	0	0	0	1
Suicide and Attempt	0	0	0	0	0	0	0
Mentally Ill	0	0	0	0	0	0	0
Accident, Traffic - Vehicle/Boat	0	0	0	0	0	0	0
Accident, Miscellaneous	0	0	0	0	0	0	0
Person Dead	0	0	0	0	0	0	0
<b>SUBTOTAL</b>	<b>1</b>	<b>0</b>	<b>0</b>	<b>0</b>	<b>0</b>	<b>0</b>	<b>1</b>
<b>GRAND TOTAL</b>	<b>306</b>	<b>252</b>	<b>192</b>	<b>163</b>	<b>145</b>	<b>198</b>	<b>1,566</b>

**LOS ANGELES COUNTY SHERIFF'S DEPARTMENT  
2019 LAKEWOOD SHERIFF'S STATION  
FEMALE JUVENILE ARRESTS BY AGE**

	0-10	11-12	13-14	15	16	17	Total
<b>PART I CRIMES</b>							
Criminal Homicide	0	0	0	0	0	0	0
Rape	0	0	0	0	0	0	0
Robbery	0	0	1	1	0	1	3
Aggravated Assault	0	1	3	1	1	2	8
Burglary	0	0	0	0	0	1	1
Larceny Theft	0	0	1	3	1	3	8
Grand Theft Auto	0	0	1	0	2	0	3
Arson	0	0	0	0	0	0	0
<b>SUBTOTAL</b>	<b>0</b>	<b>1</b>	<b>6</b>	<b>5</b>	<b>4</b>	<b>7</b>	<b>23</b>
<b>PART II CRIMES</b>							
Forgery	0	0	0	0	0	0	0
Fraud and NSF Checks	0	0	0	0	0	0	0
Sex Offense, Felony	0	0	0	0	0	0	0
Sex Offense, Misdemeanor	0	0	0	0	0	0	0
Non-aggravated Assault	0	0	3	0	1	1	5
Weapon	0	0	0	0	0	0	0
Offense Against Family	0	0	0	0	0	0	0
Narcotic	0	0	0	0	0	0	0
Liquor/Tobacco	0	0	0	0	0	0	0
Drunk - Alcohol/Drug	0	0	0	0	0	0	0
Disorderly Conduct	0	0	0	0	0	0	0
Vagrancy/Quality of Life	0	0	0	0	0	0	0
Gambling	0	0	0	0	0	0	0
Drunk Driving - Vehicle/Boat	0	0	0	0	0	0	0
Vehicle/Boating	0	0	0	0	0	0	0
Vandalism	0	0	0	1	0	0	1
Warrant	0	0	0	1	0	0	1
Receiving Stolen Property	0	0	0	0	0	0	0
Federal Offense Without Money	0	0	0	0	0	0	0
Federal Offense With Money	0	0	0	0	0	0	0
Felony, Miscellaneous	0	2	0	1	0	0	3
Misdemeanor, Miscellaneous	0	0	0	0	0	0	0
<b>SUBTOTAL</b>	<b>0</b>	<b>2</b>	<b>3</b>	<b>3</b>	<b>1</b>	<b>1</b>	<b>10</b>
<b>NONCRIMINAL INCIDENTS</b>							
Person Missing or Found	0	0	0	0	0	0	0
Juvenile, Noncriminal	0	0	0	0	0	0	0
Commitment	0	0	0	0	0	0	0
Miscellaneous, Noncriminal	0	0	0	0	0	0	0
Suicide and Attempt	0	0	0	0	0	0	0
Mentally Ill	0	0	0	0	0	0	0
Accident, Traffic - Vehicle/Boat	0	0	0	0	0	0	0
Accident, Miscellaneous	0	0	0	0	0	0	0
Person Dead	0	0	0	0	0	0	0
<b>SUBTOTAL</b>	<b>0</b>	<b>0</b>	<b>0</b>	<b>0</b>	<b>0</b>	<b>0</b>	<b>0</b>
<b>GRAND TOTAL</b>	<b>0</b>	<b>3</b>	<b>9</b>	<b>8</b>	<b>5</b>	<b>8</b>	<b>33</b>

LOS ANGELES COUNTY SHERIFF'S DEPARTMENT  
**2019 LAKEWOOD SHERIFF'S STATION - UNINCORPORATED AREA**  
**INCIDENT AND ARREST SUMMARY**

	Reported Incidents	Adults Arrested	Juveniles Arrested	Total Arrested
<b>PART I CRIMES</b>				
Criminal Homicide	0	0	0	0
Rape	1	0	0	0
Robbery	0	0	2	2
Aggravated Assault	3	3	0	3
Burglary	4	0	0	0
Larceny Theft	14	0	0	0
Grand Theft Auto	2	0	0	0
Arson	0	0	0	0
<b>SUBTOTAL</b>	<b>24</b>	<b>3</b>	<b>2</b>	<b>5</b>
<b>PART II CRIMES</b>				
Forgery	1	0	0	0
Fraud and NSF Checks	3	0	0	0
Sex Offense, Felony	10	0	0	0
Sex Offense, Misdemeanor	1	0	0	0
Non-aggravated Assault	4	0	0	0
Weapon	0	0	0	0
Offense Against Family	0	0	0	0
Narcotic	3	1	0	1
Liquor/Tobacco	0	0	0	0
Drunk - Alcohol/Drug	0	0	0	0
Disorderly Conduct	0	0	0	0
Vagrancy/Quality of Life	0	0	0	0
Gambling	0	0	0	0
Drunk Driving - Vehicle/Boat	0	0	0	0
Vehicle/Boating	3	0	0	0
Vandalism	3	0	0	0
Warrant	0	4	0	4
Receiving Stolen Property	0	0	0	0
Federal Offense Without Money	0	0	0	0
Federal Offense With Money	0	0	0	0
Felony, Miscellaneous	1	0	0	0
Misdemeanor, Miscellaneous	2	0	0	0
<b>SUBTOTAL</b>	<b>31</b>	<b>5</b>	<b>0</b>	<b>5</b>
<b>NONCRIMINAL INCIDENTS</b>				
Person Missing or Found	0	0	0	0
Juvenile, Noncriminal	5	0	0	0
Commitment	0	0	0	0
Miscellaneous, Noncriminal	31	0	0	0
Suicide and Attempt	0	0	0	0
Mentally Ill	1	0	0	0
Accident, Traffic - Vehicle/Boat	4	0	0	0
Accident, Miscellaneous	0	0	0	0
Person Dead	2	0	0	0
<b>SUBTOTAL</b>	<b>43</b>	<b>0</b>	<b>0</b>	<b>0</b>
<b>CALENDAR YEAR 2019</b>	<b>98</b>	<b>8</b>	<b>2</b>	<b>10</b>
<b>CALENDAR YEAR 2018</b>	<b>103</b>	<b>5</b>	<b>1</b>	<b>6</b>
<b>% CHANGE 2018 TO 2019</b>	<b>-5</b>	<b>60</b>	<b>100</b>	<b>67</b>

LOS ANGELES COUNTY SHERIFF'S DEPARTMENT  
**2019 LAKEWOOD SHERIFF'S STATION - CITY OF ARTESIA**  
**INCIDENT AND ARREST SUMMARY**

	Reported Incidents	Adults Arrested	Juveniles Arrested	Total Arrested
<b>PART I CRIMES</b>				
Criminal Homicide	1	4	0	4
Rape	2	0	0	0
Robbery	28	6	2	8
Aggravated Assault	42	14	0	14
Burglary	90	6	0	6
Larceny Theft	161	11	0	11
Grand Theft Auto	33	6	0	6
Arson	0	0	0	0
<b>SUBTOTAL</b>	<b>357</b>	<b>47</b>	<b>2</b>	<b>49</b>
<b>PART II CRIMES</b>				
Forgery	9	3	0	3
Fraud and NSF Checks	42	2	0	2
Sex Offense, Felony	9	4	1	5
Sex Offense, Misdemeanor	6	0	0	0
Non-aggravated Assault	60	27	1	28
Weapon	26	16	1	17
Offense Against Family	3	3	0	3
Narcotic	95	118	2	120
Liquor/Tobacco	11	0	0	0
Drunk - Alcohol/Drug	13	12	0	12
Disorderly Conduct	2	1	0	1
Vagrancy/Quality of Life	0	0	0	0
Gambling	0	0	0	0
Drunk Driving - Vehicle/Boat	7	8	0	8
Vehicle/Boating	149	21	0	21
Vandalism	64	14	2	16
Warrant	2	334	1	335
Receiving Stolen Property	1	1	0	1
Federal Offense Without Money	0	0	0	0
Federal Offense With Money	0	0	0	0
Felony, Miscellaneous	7	5	0	5
Misdemeanor, Miscellaneous	47	54	1	55
<b>SUBTOTAL</b>	<b>553</b>	<b>623</b>	<b>9</b>	<b>632</b>
<b>NONCRIMINAL INCIDENTS</b>				
Person Missing or Found	40	0	0	0
Juvenile, Noncriminal	30	0	0	0
Commitment	0	0	0	0
Miscellaneous, Noncriminal	735	0	0	0
Suicide and Attempt	3	0	0	0
Mentally Ill	26	0	0	0
Accident, Traffic - Vehicle/Boat	150	0	0	0
Accident, Miscellaneous	15	0	0	0
Person Dead	7	0	0	0
<b>SUBTOTAL</b>	<b>1,006</b>	<b>0</b>	<b>0</b>	<b>0</b>
<b>CALENDAR YEAR 2019</b>	<b>1,916</b>	<b>670</b>	<b>11</b>	<b>681</b>
<b>CALENDAR YEAR 2018</b>	<b>1,588</b>	<b>384</b>	<b>7</b>	<b>391</b>
<b>% CHANGE 2018 TO 2019</b>	<b>21</b>	<b>74</b>	<b>57</b>	<b>74</b>

**LOS ANGELES COUNTY SHERIFF'S DEPARTMENT**  
**2019 LAKEWOOD SHERIFF'S STATION - CITY OF BELLFLOWER**  
**INCIDENT AND ARREST SUMMARY**

	Reported Incidents	Adults Arrested	Juveniles Arrested	Total Arrested
<b>PART I CRIMES</b>				
Criminal Homicide	1	2	0	2
Rape	30	3	0	3
Robbery	107	29	0	29
Aggravated Assault	190	174	8	182
Burglary	327	46	2	48
Larceny Theft	863	27	0	27
Grand Theft Auto	321	52	3	55
Arson	7	3	0	3
<b>SUBTOTAL</b>	<b>1,846</b>	<b>336</b>	<b>13</b>	<b>349</b>
<b>PART II CRIMES</b>				
Forgery	44	10	0	10
Fraud and NSF Checks	162	8	0	8
Sex Offense, Felony	29	14	0	14
Sex Offense, Misdemeanor	28	25	0	25
Non-aggravated Assault	388	116	5	121
Weapon	113	118	2	120
Offense Against Family	57	22	0	22
Narcotic	609	756	4	760
Liquor/Tobacco	0	2	0	2
Drunk - Alcohol/Drug	50	51	0	51
Disorderly Conduct	4	1	0	1
Vagrancy/Quality of Life	0	0	0	0
Gambling	1	0	0	0
Drunk Driving - Vehicle/Boat	91	93	0	93
Vehicle/Boating	586	42	1	43
Vandalism	292	40	4	44
Warrant	1	655	4	659
Receiving Stolen Property	12	20	0	20
Federal Offense Without Money	0	0	0	0
Federal Offense With Money	4	0	0	0
Felony, Miscellaneous	66	50	2	52
Misdemeanor, Miscellaneous	204	101	2	103
<b>SUBTOTAL</b>	<b>2,741</b>	<b>2,124</b>	<b>24</b>	<b>2,148</b>
<b>NONCRIMINAL INCIDENTS</b>				
Person Missing or Found	145	0	0	0
Juvenile, Noncriminal	215	0	0	0
Commitment	0	0	0	0
Miscellaneous, Noncriminal	3,824	0	1	1
Suicide and Attempt	17	0	0	0
Mentally Ill	225	0	0	0
Accident, Traffic - Vehicle/Boat	722	0	0	0
Accident, Miscellaneous	48	0	0	0
Person Dead	44	0	0	0
<b>SUBTOTAL</b>	<b>5,240</b>	<b>0</b>	<b>1</b>	<b>1</b>
<b>CALENDAR YEAR 2019</b>	<b>9,827</b>	<b>2,460</b>	<b>38</b>	<b>2,498</b>
<b>CALENDAR YEAR 2018</b>	<b>9,880</b>	<b>1,672</b>	<b>38</b>	<b>1,710</b>
<b>% CHANGE 2018 TO 2019</b>	<b>-1</b>	<b>47</b>	<b>0</b>	<b>46</b>

LOS ANGELES COUNTY SHERIFF'S DEPARTMENT  
**2019 LAKEWOOD SHERIFF'S STATION - CITY OF HAWAIIAN GARDENS**  
**INCIDENT AND ARREST SUMMARY**

	Reported Incidents	Adults Arrested	Juveniles Arrested	Total Arrested
<b>PART I CRIMES</b>				
Criminal Homicide	0	0	0	0
Rape	5	0	0	0
Robbery	24	9	1	10
Aggravated Assault	47	26	4	30
Burglary	68	9	0	9
Larceny Theft	101	5	0	5
Grand Theft Auto	57	14	1	15
Arson	3	1	0	1
<b>SUBTOTAL</b>	<b>305</b>	<b>64</b>	<b>6</b>	<b>70</b>
<b>PART II CRIMES</b>				
Forgery	11	5	0	5
Fraud and NSF Checks	17	1	0	1
Sex Offense, Felony	9	4	0	4
Sex Offense, Misdemeanor	3	0	0	0
Non-aggravated Assault	58	24	0	24
Weapon	22	20	3	23
Offense Against Family	9	5	0	5
Narcotic	114	134	0	134
Liquor/Tobacco	3	1	0	1
Drunk - Alcohol/Drug	8	7	0	7
Disorderly Conduct	3	1	0	1
Vagrancy/Quality of Life	0	0	0	0
Gambling	0	0	0	0
Drunk Driving - Vehicle/Boat	10	11	0	11
Vehicle/Boating	115	17	1	18
Vandalism	52	6	0	6
Warrant	0	161	1	162
Receiving Stolen Property	1	1	0	1
Federal Offense Without Money	0	0	0	0
Federal Offense With Money	3	0	0	0
Felony, Miscellaneous	15	14	0	14
Misdemeanor, Miscellaneous	25	28	0	28
<b>SUBTOTAL</b>	<b>478</b>	<b>440</b>	<b>5</b>	<b>445</b>
<b>NONCRIMINAL INCIDENTS</b>				
Person Missing or Found	24	0	0	0
Juvenile, Noncriminal	66	0	0	0
Commitment	0	0	0	0
Miscellaneous, Noncriminal	562	0	0	0
Suicide and Attempt	1	0	0	0
Mentally Ill	24	0	0	0
Accident, Traffic - Vehicle/Boat	92	0	0	0
Accident, Miscellaneous	9	0	0	0
Person Dead	6	0	0	0
<b>SUBTOTAL</b>	<b>784</b>	<b>0</b>	<b>0</b>	<b>0</b>
<b>CALENDAR YEAR 2019</b>	<b>1,567</b>	<b>504</b>	<b>11</b>	<b>515</b>
<b>CALENDAR YEAR 2018</b>	<b>1,792</b>	<b>311</b>	<b>14</b>	<b>325</b>
<b>% CHANGE 2018 TO 2019</b>	<b>-13</b>	<b>62</b>	<b>-21</b>	<b>58</b>



LOS ANGELES COUNTY SHERIFF'S DEPARTMENT  
**2019 LAKEWOOD SHERIFF'S STATION - CITY OF LAKEWOOD**  
**INCIDENT AND ARREST SUMMARY**

	Reported Incidents	Adults Arrested	Juveniles Arrested	Total Arrested
<b>PART I CRIMES</b>				
Criminal Homicide	0	0	0	0
Rape	20	3	0	3
Robbery	104	28	5	33
Aggravated Assault	99	99	4	103
Burglary	304	30	5	35
Larceny Theft	1,354	190	11	201
Grand Theft Auto	189	34	5	39
Arson	3	1	0	1
<b>SUBTOTAL</b>	<b>2,073</b>	<b>385</b>	<b>30</b>	<b>415</b>
<b>PART II CRIMES</b>				
Forgery	37	5	0	5
Fraud and NSF Checks	209	7	0	7
Sex Offense, Felony	30	16	0	16
Sex Offense, Misdemeanor	22	2	0	2
Non-aggravated Assault	275	86	7	93
Weapon	83	67	7	74
Offense Against Family	21	17	0	17
Narcotic	388	484	2	486
Liquor/Tobacco	1	1	0	1
Drunk - Alcohol/Drug	51	50	0	50
Disorderly Conduct	9	2	0	2
Vagrancy/Quality of Life	0	0	0	0
Gambling	0	0	0	0
Drunk Driving - Vehicle/Boat	60	68	0	68
Vehicle/Boating	435	22	0	22
Vandalism	298	16	1	17
Warrant	0	465	2	467
Receiving Stolen Property	4	5	1	6
Federal Offense Without Money	0	0	0	0
Federal Offense With Money	4	0	0	0
Felony, Miscellaneous	57	41	9	50
Misdemeanor, Miscellaneous	129	95	1	96
<b>SUBTOTAL</b>	<b>2,113</b>	<b>1,449</b>	<b>30</b>	<b>1,479</b>
<b>NONCRIMINAL INCIDENTS</b>				
Person Missing or Found	108	0	0	0
Juvenile, Noncriminal	168	0	0	0
Commitment	0	0	0	0
Miscellaneous, Noncriminal	2,227	1	0	1
Suicide and Attempt	13	0	0	0
Mentally Ill	204	0	0	0
Accident, Traffic - Vehicle/Boat	718	0	0	0
Accident, Miscellaneous	78	0	0	0
Person Dead	45	0	0	0
<b>SUBTOTAL</b>	<b>3,561</b>	<b>1</b>	<b>0</b>	<b>1</b>
<b>CALENDAR YEAR 2019</b>	<b>7,747</b>	<b>1,835</b>	<b>60</b>	<b>1,895</b>
<b>CALENDAR YEAR 2018</b>	<b>7,545</b>	<b>1,546</b>	<b>44</b>	<b>1,590</b>
<b>% CHANGE 2018 TO 2019</b>	<b>3</b>	<b>19</b>	<b>36</b>	<b>19</b>

**LOS ANGELES COUNTY SHERIFF'S DEPARTMENT**  
**2019 LAKEWOOD SHERIFF'S STATION - CITY OF PARAMOUNT**  
**INCIDENT AND ARREST SUMMARY**

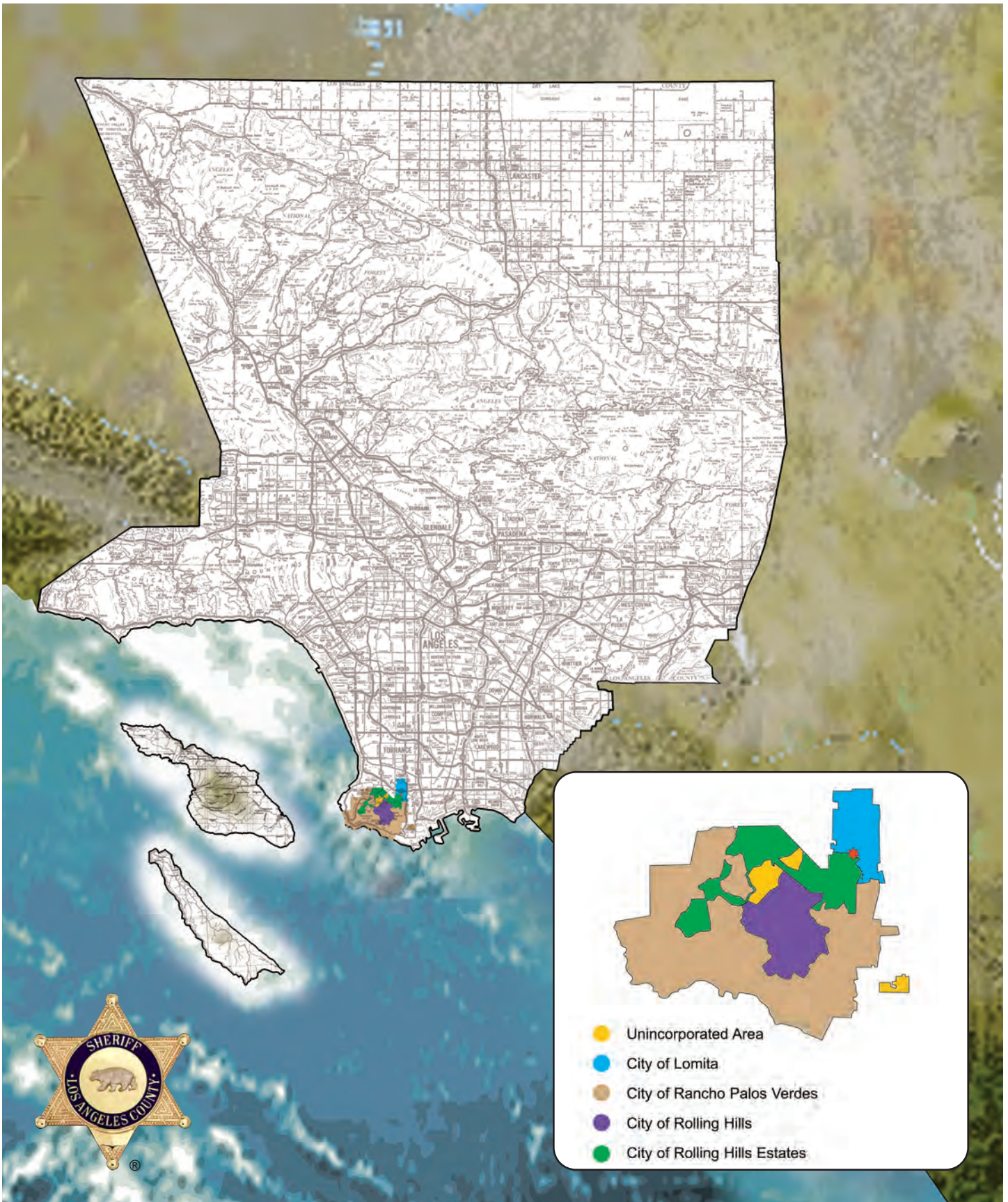
	Reported Incidents	Adults Arrested	Juveniles Arrested	Total Arrested
<b>PART I CRIMES</b>				
Criminal Homicide	4	2	0	2
Rape	16	3	0	3
Robbery	151	38	4	42
Aggravated Assault	177	102	11	113
Burglary	187	23	4	27
Larceny Theft	776	61	2	63
Grand Theft Auto	284	27	1	28
Arson	6	1	0	1
<b>SUBTOTAL</b>	<b>1,601</b>	<b>257</b>	<b>22</b>	<b>279</b>
<b>PART II CRIMES</b>				
Forgery	37	4	0	4
Fraud and NSF Checks	99	5	0	5
Sex Offense, Felony	36	14	0	14
Sex Offense, Misdemeanor	19	2	0	2
Non-aggravated Assault	228	73	3	76
Weapon	62	48	6	54
Offense Against Family	28	18	0	18
Narcotic	241	288	0	288
Liquor/Tobacco	6	5	0	5
Drunk - Alcohol/Drug	25	7	0	7
Disorderly Conduct	5	3	0	3
Vagrancy/Quality of Life	0	0	0	0
Gambling	1	2	0	2
Drunk Driving - Vehicle/Boat	70	67	0	67
Vehicle/Boating	595	67	0	67
Vandalism	242	21	5	26
Warrant	0	356	1	357
Receiving Stolen Property	2	2	0	2
Federal Offense Without Money	0	2	0	2
Federal Offense With Money	4	0	0	0
Felony, Miscellaneous	49	59	2	61
Misdemeanor, Miscellaneous	124	99	2	101
<b>SUBTOTAL</b>	<b>1,873</b>	<b>1,142</b>	<b>19</b>	<b>1,161</b>
<b>NONCRIMINAL INCIDENTS</b>				
Person Missing or Found	102	0	0	0
Juvenile, Noncriminal	173	0	0	0
Commitment	0	0	0	0
Miscellaneous, Noncriminal	2,226	1	0	1
Suicide and Attempt	7	0	0	0
Mentally Ill	115	0	0	0
Accident, Traffic - Vehicle/Boat	482	0	0	0
Accident, Miscellaneous	41	0	0	0
Person Dead	34	0	0	0
<b>SUBTOTAL</b>	<b>3,180</b>	<b>1</b>	<b>0</b>	<b>1</b>
<b>CALENDAR YEAR 2019</b>	<b>6,654</b>	<b>1,400</b>	<b>41</b>	<b>1,441</b>
<b>CALENDAR YEAR 2018</b>	<b>7,011</b>	<b>1,135</b>	<b>43</b>	<b>1,178</b>
<b>% CHANGE 2018 TO 2019</b>	<b>-5</b>	<b>23</b>	<b>-5</b>	<b>22</b>

**LOS ANGELES COUNTY SHERIFF'S DEPARTMENT**  
**2019 LAKEWOOD SHERIFF'S STATION - OTHER**  
**INCIDENT AND ARREST SUMMARY**

	Reported Incidents	Adults Arrested	Juveniles Arrested	Total Arrested
<b>PART I CRIMES</b>				
Criminal Homicide	0	2	0	2
Rape	0	0	0	0
Robbery	0	0	0	0
Aggravated Assault	0	4	0	4
Burglary	0	0	0	0
Larceny Theft	0	3	1	4
Grand Theft Auto	0	5	0	5
Arson	0	0	0	0
<b>SUBTOTAL</b>	<b>0</b>	<b>14</b>	<b>1</b>	<b>15</b>
<b>PART II CRIMES</b>				
Forgery	0	0	0	0
Fraud and NSF Checks	0	2	0	2
Sex Offense, Felony	0	0	0	0
Sex Offense, Misdemeanor	0	1	0	1
Non-aggravated Assault	0	4	0	4
Weapon	0	6	0	6
Offense Against Family	0	0	0	0
Narcotic	0	22	0	22
Liquor/Tobacco	0	1	0	1
Drunk - Alcohol/Drug	0	1	0	1
Disorderly Conduct	0	0	0	0
Vagrancy/Quality of Life	0	0	0	0
Gambling	0	0	0	0
Drunk Driving - Vehicle/Boat	0	62	0	62
Vehicle/Boating	0	1	0	1
Vandalism	0	0	0	0
Warrant	0	33	0	33
Receiving Stolen Property	0	0	0	0
Federal Offense Without Money	0	0	0	0
Federal Offense With Money	0	0	0	0
Felony, Miscellaneous	0	9	0	9
Misdemeanor, Miscellaneous	0	20	0	20
<b>SUBTOTAL</b>	<b>0</b>	<b>162</b>	<b>0</b>	<b>162</b>
<b>NONCRIMINAL INCIDENTS</b>				
Person Missing or Found	0	0	0	0
Juvenile, Noncriminal	0	0	0	0
Commitment	0	0	0	0
Miscellaneous, Noncriminal	0	0	0	0
Suicide and Attempt	0	0	0	0
Mentally Ill	0	0	0	0
Accident, Traffic - Vehicle/Boat	0	0	0	0
Accident, Miscellaneous	0	0	0	0
Person Dead	0	0	0	0
<b>SUBTOTAL</b>	<b>0</b>	<b>0</b>	<b>0</b>	<b>0</b>
<b>CALENDAR YEAR 2019</b>	<b>0</b>	<b>176</b>	<b>1</b>	<b>177</b>
<b>CALENDAR YEAR 2018</b>	<b>0</b>	<b>165</b>	<b>3</b>	<b>168</b>
<b>% CHANGE 2018 TO 2019</b>	<b>N/C</b>	<b>7</b>	<b>-67</b>	<b>5</b>



LOS ANGELES COUNTY SHERIFF'S DEPARTMENT  
2019 SOUTH PATROL DIVISION  
LOMITA SHERIFF'S STATION PATROL AREA MAP



**LOS ANGELES COUNTY SHERIFF'S DEPARTMENT  
2019 LOMITA SHERIFF'S STATION  
SYNOPSIS**

	Calendar Year 2018	Calendar Year 2019	Percent Change (%)	Crime Rate Per 10,000 Population	
				2018	2019

<b>TOTAL REPORTED INCIDENTS</b>	<b>4,443</b>	<b>4,358</b>	<b>-2</b>		
---------------------------------	--------------	--------------	-----------	--	--

<b>PART I CRIMES</b>	<b>986</b>	<b>879</b>	<b>-11</b>	<b>127.14</b>	<b>113.41</b>
Criminal Homicide	2	2	0	0.26	0.26
Rape	15	8	-47	1.93	1.03
Robbery	18	33	83	2.32	4.26
Aggravated Assault	81	79	-2	10.44	10.19
Burglary	230	204	-11	29.66	26.32
Larceny Theft	545	480	-12	70.27	61.93
Grand Theft Auto	92	68	-26	11.86	8.77
Arson	3	5	67	0.39	0.65

<b>PART II CRIMES</b>	<b>1,551</b>	<b>1,407</b>	<b>-9</b>	<b>199.99</b>	<b>181.54</b>
-----------------------	--------------	--------------	-----------	---------------	---------------

<b>NONCRIMINAL INCIDENTS</b>	<b>1,906</b>	<b>2,072</b>	<b>9</b>		
------------------------------	--------------	--------------	----------	--	--

<b>TOTAL ARRESTS</b>	<b>1,433</b>	<b>1,468</b>	<b>2</b>		
----------------------	--------------	--------------	----------	--	--

Adult Arrests	1,402	1,448	3		
Juvenile Arrests	31	20	-35		

**PART I CRIMES STOLEN AND  
RECOVERED PROPERTY  
AMOUNT**

Stolen Property	\$-293,733,788	\$5,095,466	-102		
Recovered Property	\$652,079	\$486,194	-25		
Percent Recovered (%)	0	10			

	Area in Square Miles 2019	Population 2019	Crime Rate Per 10,000 Population Part I Crimes		Percent Change (%)
			2018	2019	
<b>TOTAL AREA</b>	<b>22.87</b>	<b>77,505</b>	<b>127.14</b>	<b>113.41</b>	<b>-11</b>
Unincorporated	0.90	4,059	134.31	145.34	8
City of Lomita	1.91	20,749	183.07	158.56	-13
City of Rancho Palos Verdes	13.46	42,686	99.23	80.82	-19
City of Rolling Hills	2.99	1,891	25.77	47.59	85
City of Rolling Hills Estates	3.61	8,119	152.60	168.74	11

**LOS ANGELES COUNTY SHERIFF'S DEPARTMENT  
2019 LOMITA SHERIFF'S STATION  
INCIDENT AND ARREST SUMMARY**

	Reported Incidents	Adults Arrested	Juveniles Arrested	Total Arrested
<b>PART I CRIMES</b>				
Criminal Homicide	2	0	0	0
Rape	8	0	0	0
Robbery	33	17	1	18
Aggravated Assault	79	57	2	59
Burglary	204	29	1	30
Larceny Theft	480	31	2	33
Grand Theft Auto	68	28	3	31
Arson	5	3	0	3
<b>SUBTOTAL</b>	<b>879</b>	<b>165</b>	<b>9</b>	<b>174</b>
<b>PART II CRIMES</b>				
Forgery	46	2	0	2
Fraud and NSF Checks	180	19	0	19
Sex Offense, Felony	6	1	0	1
Sex Offense, Misdemeanor	13	1	0	1
Non-aggravated Assault	104	39	2	41
Weapon	36	43	0	43
Offense Against Family	17	6	0	6
Narcotic	193	238	2	240
Liquor/Tobacco	3	3	0	3
Drunk - Alcohol/Drug	19	14	0	14
Disorderly Conduct	16	1	0	1
Vagrancy/Quality of Life	0	0	0	0
Gambling	0	0	0	0
Drunk Driving - Vehicle/Boat	53	61	0	61
Vehicle/Boating	456	272	2	274
Vandalism	137	15	0	15
Warrant	2	502	3	505
Receiving Stolen Property	0	3	0	3
Federal Offense Without Money	0	3	0	3
Federal Offense With Money	7	0	0	0
Felony, Miscellaneous	32	16	2	18
Misdemeanor, Miscellaneous	87	41	0	41
<b>SUBTOTAL</b>	<b>1,407</b>	<b>1,280</b>	<b>11</b>	<b>1,291</b>
<b>NONCRIMINAL INCIDENTS</b>				
Person Missing or Found	76	0	0	0
Juvenile, Noncriminal	126	0	0	0
Commitment	0	0	0	0
Miscellaneous, Noncriminal	1,309	3	0	3
Suicide and Attempt	21	0	0	0
Mentally Ill	87	0	0	0
Accident, Traffic - Vehicle/Boat	408	0	0	0
Accident, Miscellaneous	1	0	0	0
Person Dead	44	0	0	0
<b>SUBTOTAL</b>	<b>2,072</b>	<b>3</b>	<b>0</b>	<b>3</b>
<b>CALENDAR YEAR 2019</b>	<b>4,358</b>	<b>1,448</b>	<b>20</b>	<b>1,468</b>
<b>CALENDAR YEAR 2018</b>	<b>4,443</b>	<b>1,402</b>	<b>31</b>	<b>1,433</b>
<b>% CHANGE 2018 TO 2019</b>	<b>-2</b>	<b>3</b>	<b>-35</b>	<b>2</b>

**LOS ANGELES COUNTY SHERIFF'S DEPARTMENT**  
**2019 LOMITA SHERIFF'S STATION**  
**PART I ACTUAL OFFENSES\* CLEARED**

	Station Total	Unincorporated	City of Lomita	City of Rancho Palos Verdes	City of Rolling Hills	City of Rolling Hills Estates
<b>Criminal Homicide</b>	<b>2</b>	<b>0</b>	<b>0</b>	<b>2</b>	<b>0</b>	<b>0</b>
Number Cleared	1	0	0	1	0	0
Percent Cleared (%)	50	N/C	N/C	50	N/C	N/C
<b>Rape</b>	<b>8</b>	<b>1</b>	<b>4</b>	<b>3</b>	<b>0</b>	<b>0</b>
Number Cleared	9	0	3	5	0	1
Percent Cleared (%)	112	0	75	167	N/C	N/C
<b>Robbery</b>	<b>33</b>	<b>2</b>	<b>26</b>	<b>2</b>	<b>0</b>	<b>3</b>
Number Cleared	20	2	14	2	0	2
Percent Cleared (%)	61	100	54	100	N/C	67
<b>Aggravated Assault</b>	<b>78</b>	<b>11</b>	<b>37</b>	<b>22</b>	<b>1</b>	<b>7</b>
Number Cleared	61	10	24	19	1	7
Percent Cleared (%)	78	91	65	86	100	100
<b>Burglary</b>	<b>204</b>	<b>8</b>	<b>53</b>	<b>102</b>	<b>6</b>	<b>35</b>
Number Cleared	33	3	13	15	1	1
Percent Cleared (%)	16	38	25	15	17	3
<b>Larceny Theft</b>	<b>473</b>	<b>29</b>	<b>161</b>	<b>199</b>	<b>2</b>	<b>82</b>
Number Cleared	53	2	31	13	0	7
Percent Cleared (%)	11	7	19	7	0	9
<b>Grand Theft Auto</b>	<b>68</b>	<b>7</b>	<b>40</b>	<b>12</b>	<b>0</b>	<b>9</b>
Number Cleared	8	1	2	3	0	2
Percent Cleared (%)	12	14	5	25	N/C	22
<b>Arson</b>	<b>5</b>	<b>0</b>	<b>3</b>	<b>1</b>	<b>0</b>	<b>1</b>
Number Cleared	2	0	2	0	0	0
Percent Cleared (%)	40	N/C	67	0	N/C	0
<b>TOTAL PART I OFFENSES</b>	<b>871</b>	<b>58</b>	<b>324</b>	<b>343</b>	<b>9</b>	<b>137</b>
Number Cleared	187	18	89	58	2	20
Percent Cleared (%)	21	31	27	17	22	15

\* Actual offenses (unfounded not included)



**LOS ANGELES COUNTY SHERIFF'S DEPARTMENT**  
**2019 LOMITA SHERIFF'S STATION**  
**COMPARISON OF INCIDENTS BY CITY/AREA**

	Unincorporated	City of Lomita	City of Rancho Palos Verdes	City of Rolling Hills	City of Rolling Hills Estates	Other	Total
<b>PART I CRIMES</b>							
Criminal Homicide	0	0	2	0	0	0	2
Rape	1	4	3	0	0	0	8
Robbery	2	26	2	0	3	0	33
Aggravated Assault	11	38	22	1	7	0	79
Burglary	8	53	102	6	35	0	204
Larceny Theft	30	165	201	2	82	0	480
Grand Theft Auto	7	40	12	0	9	0	68
Arson	0	3	1	0	1	0	5
<b>SUBTOTAL</b>	<b>59</b>	<b>329</b>	<b>345</b>	<b>9</b>	<b>137</b>	<b>0</b>	<b>879</b>
<b>PART II CRIMES</b>							
Forgery	3	10	22	2	9	0	46
Fraud and NSF Checks	10	64	80	0	26	0	180
Sex Offense, Felony	0	3	3	0	0	0	6
Sex Offense, Misdemeanor	0	4	5	0	4	0	13
Non-aggravated Assault	9	60	24	1	10	0	104
Weapon	5	27	4	0	0	0	36
Offense Against Family	2	6	5	1	3	0	17
Narcotic	16	135	34	1	7	0	193
Liquor/Tobacco	1	2	0	0	0	0	3
Drunk - Alcohol/Drug	0	15	2	0	2	0	19
Disorderly Conduct	0	5	7	0	4	0	16
Vagrancy/Quality of Life	0	0	0	0	0	0	0
Gambling	0	0	0	0	0	0	0
Drunk Driving - Vehicle/Boat	0	27	20	0	6	0	53
Vehicle/Boating	11	256	119	5	65	0	456
Vandalism	7	74	39	0	17	0	137
Warrant	0	2	0	0	0	0	2
Receiving Stolen Property	0	0	0	0	0	0	0
Federal Offense Without Money	0	0	0	0	0	0	0
Federal Offense With Money	0	4	2	0	1	0	7
Felony, Miscellaneous	2	16	11	1	2	0	32
Misdemeanor, Miscellaneous	4	54	18	1	10	0	87
<b>SUBTOTAL</b>	<b>70</b>	<b>764</b>	<b>395</b>	<b>12</b>	<b>166</b>	<b>0</b>	<b>1,407</b>
<b>NONCRIMINAL INCIDENTS</b>							
Person Missing or Found	8	39	23	0	6	0	76
Juvenile, Noncriminal	7	61	47	1	10	0	126
Commitment	0	0	0	0	0	0	0
Miscellaneous, Noncriminal	59	778	380	11	81	0	1,309
Suicide and Attempt	0	8	8	0	5	0	21
Mentally Ill	7	36	34	3	7	0	87
Accident, Traffic - Vehicle/Boat	1	152	147	4	104	0	408
Accident, Miscellaneous	0	1	0	0	0	0	1
Person Dead	0	14	24	1	5	0	44
<b>SUBTOTAL</b>	<b>82</b>	<b>1,089</b>	<b>663</b>	<b>20</b>	<b>218</b>	<b>0</b>	<b>2,072</b>
<b>CALENDAR YEAR 2019</b>	<b>211</b>	<b>2,182</b>	<b>1,403</b>	<b>41</b>	<b>521</b>	<b>0</b>	<b>4,358</b>
<b>CALENDAR YEAR 2018</b>	<b>225</b>	<b>2,061</b>	<b>1,590</b>	<b>42</b>	<b>525</b>	<b>0</b>	<b>4,443</b>
<b>% CHANGE 2018 TO 2019</b>	<b>-6</b>	<b>6</b>	<b>-12</b>	<b>-2</b>	<b>-1</b>	<b>N/C</b>	<b>-2</b>

**LOS ANGELES COUNTY SHERIFF'S DEPARTMENT**  
**2019 LOMITA SHERIFF'S STATION**  
**COMPARISON OF ARRESTS BY CITY/AREA**

	Unincorporated	City of Lomita	City of Rancho Palos Verdes	City of Rolling Hills	City of Rolling Hills Estates	Other	Total
<b>PART I CRIMES</b>							
Criminal Homicide	0	0	0	0	0	0	0
Rape	0	0	0	0	0	0	0
Robbery	1	14	0	0	3	0	18
Aggravated Assault	8	26	15	2	8	0	59
Burglary	2	15	9	1	2	1	30
Larceny Theft	1	16	10	0	5	1	33
Grand Theft Auto	0	11	7	1	7	5	31
Arson	0	3	0	0	0	0	3
<b>SUBTOTAL</b>	<b>12</b>	<b>85</b>	<b>41</b>	<b>4</b>	<b>25</b>	<b>7</b>	<b>174</b>
<b>PART II CRIMES</b>							
Forgery	1	0	0	0	1	0	2
Fraud and NSF Checks	1	6	8	0	3	1	19
Sex Offense, Felony	0	0	1	0	0	0	1
Sex Offense, Misdemeanor	0	0	1	0	0	0	1
Non-aggravated Assault	4	22	8	0	5	2	41
Weapon	7	23	5	0	0	8	43
Offense Against Family	0	4	1	1	0	0	6
Narcotic	20	147	37	1	5	30	240
Liquor/Tobacco	0	3	0	0	0	0	3
Drunk - Alcohol/Drug	0	10	2	0	2	0	14
Disorderly Conduct	0	0	1	0	0	0	1
Vagrancy/Quality of Life	0	0	0	0	0	0	0
Gambling	0	0	0	0	0	0	0
Drunk Driving - Vehicle/Boat	1	29	19	0	7	5	61
Vehicle/Boating	5	148	47	0	34	40	274
Vandalism	1	10	2	0	2	0	15
Warrant	36	312	93	0	32	32	505
Receiving Stolen Property	0	0	0	0	0	3	3
Federal Offense Without Money	0	1	0	0	2	0	3
Federal Offense With Money	0	0	0	0	0	0	0
Felony, Miscellaneous	2	6	6	0	3	1	18
Misdemeanor, Miscellaneous	1	22	7	3	5	3	41
<b>SUBTOTAL</b>	<b>79</b>	<b>743</b>	<b>238</b>	<b>5</b>	<b>101</b>	<b>125</b>	<b>1,291</b>
<b>NONCRIMINAL INCIDENTS</b>							
Person Missing or Found	0	0	0	0	0	0	0
Juvenile, Noncriminal	0	0	0	0	0	0	0
Commitment	0	0	0	0	0	0	0
Miscellaneous, Noncriminal	0	2	0	0	1	0	3
Suicide and Attempt	0	0	0	0	0	0	0
Mentally Ill	0	0	0	0	0	0	0
Accident, Traffic - Vehicle/Boat	0	0	0	0	0	0	0
Accident, Miscellaneous	0	0	0	0	0	0	0
Person Dead	0	0	0	0	0	0	0
<b>SUBTOTAL</b>	<b>0</b>	<b>2</b>	<b>0</b>	<b>0</b>	<b>1</b>	<b>0</b>	<b>3</b>
<b>CALENDAR YEAR 2019</b>	<b>91</b>	<b>830</b>	<b>279</b>	<b>9</b>	<b>127</b>	<b>132</b>	<b>1,468</b>
<b>CALENDAR YEAR 2018</b>	<b>67</b>	<b>811</b>	<b>320</b>	<b>2</b>	<b>115</b>	<b>118</b>	<b>1,433</b>
<b>% CHANGE 2018 TO 2019</b>	<b>36</b>	<b>2</b>	<b>-13</b>	<b>350</b>	<b>10</b>	<b>12</b>	<b>2</b>

**LOS ANGELES COUNTY SHERIFF'S DEPARTMENT**  
**2019 LOMITA SHERIFF'S STATION**  
**COMPARISON OF ADULT ARRESTS BY CITY/AREA**

	Unincorporated	City of Lomita	City of Rancho Palos Verdes	City of Rolling Hills	City of Rolling Hills Estates	Other	Total
<b>PART I CRIMES</b>							
Criminal Homicide	0	0	0	0	0	0	0
Rape	0	0	0	0	0	0	0
Robbery	1	14	0	0	2	0	17
Aggravated Assault	8	26	14	2	7	0	57
Burglary	2	15	8	1	2	1	29
Larceny Theft	1	14	10	0	5	1	31
Grand Theft Auto	0	11	6	1	6	4	28
Arson	0	3	0	0	0	0	3
<b>SUBTOTAL</b>	<b>12</b>	<b>83</b>	<b>38</b>	<b>4</b>	<b>22</b>	<b>6</b>	<b>165</b>
<b>PART II CRIMES</b>							
Forgery	1	0	0	0	1	0	2
Fraud and NSF Checks	1	6	8	0	3	1	19
Sex Offense, Felony	0	0	1	0	0	0	1
Sex Offense, Misdemeanor	0	0	1	0	0	0	1
Non-aggravated Assault	4	20	8	0	5	2	39
Weapon	7	23	5	0	0	8	43
Offense Against Family	0	4	1	1	0	0	6
Narcotic	20	146	37	0	5	30	238
Liquor/Tobacco	0	3	0	0	0	0	3
Drunk - Alcohol/Drug	0	10	2	0	2	0	14
Disorderly Conduct	0	0	1	0	0	0	1
Vagrancy/Quality of Life	0	0	0	0	0	0	0
Gambling	0	0	0	0	0	0	0
Drunk Driving - Vehicle/Boat	1	29	19	0	7	5	61
Vehicle/Boating	5	147	47	0	33	40	272
Vandalism	1	10	2	0	2	0	15
Warrant	36	310	93	0	32	31	502
Receiving Stolen Property	0	0	0	0	0	3	3
Federal Offense Without Money	0	1	0	0	2	0	3
Federal Offense With Money	0	0	0	0	0	0	0
Felony, Miscellaneous	1	6	6	0	2	1	16
Misdemeanor, Miscellaneous	1	22	7	3	5	3	41
<b>SUBTOTAL</b>	<b>78</b>	<b>737</b>	<b>238</b>	<b>4</b>	<b>99</b>	<b>124</b>	<b>1,280</b>
<b>NONCRIMINAL INCIDENTS</b>							
Person Missing or Found	0	0	0	0	0	0	0
Juvenile, Noncriminal	0	0	0	0	0	0	0
Commitment	0	0	0	0	0	0	0
Miscellaneous, Noncriminal	0	2	0	0	1	0	3
Suicide and Attempt	0	0	0	0	0	0	0
Mentally Ill	0	0	0	0	0	0	0
Accident, Traffic - Vehicle/Boat	0	0	0	0	0	0	0
Accident, Miscellaneous	0	0	0	0	0	0	0
Person Dead	0	0	0	0	0	0	0
<b>SUBTOTAL</b>	<b>0</b>	<b>2</b>	<b>0</b>	<b>0</b>	<b>1</b>	<b>0</b>	<b>3</b>
<b>CALENDAR YEAR 2019</b>	<b>90</b>	<b>822</b>	<b>276</b>	<b>8</b>	<b>122</b>	<b>130</b>	<b>1,448</b>
<b>CALENDAR YEAR 2018</b>	<b>66</b>	<b>791</b>	<b>316</b>	<b>2</b>	<b>110</b>	<b>117</b>	<b>1,402</b>
<b>% CHANGE 2018 TO 2019</b>	<b>36</b>	<b>4</b>	<b>-13</b>	<b>300</b>	<b>11</b>	<b>11</b>	<b>3</b>

**LOS ANGELES COUNTY SHERIFF'S DEPARTMENT**  
**2019 LOMITA SHERIFF'S STATION**  
**COMPARISON OF JUVENILE ARRESTS BY CITY/AREA**

	Unincorporated	City of Lomita	City of Rancho Palos Verdes	City of Rolling Hills	City of Rolling Hills Estates	Other	Total
<b>PART I CRIMES</b>							
Criminal Homicide	0	0	0	0	0	0	0
Rape	0	0	0	0	0	0	0
Robbery	0	0	0	0	1	0	1
Aggravated Assault	0	0	1	0	1	0	2
Burglary	0	0	1	0	0	0	1
Larceny Theft	0	2	0	0	0	0	2
Grand Theft Auto	0	0	1	0	1	1	3
Arson	0	0	0	0	0	0	0
<b>SUBTOTAL</b>	<b>0</b>	<b>2</b>	<b>3</b>	<b>0</b>	<b>3</b>	<b>1</b>	<b>9</b>
<b>PART II CRIMES</b>							
Forgery	0	0	0	0	0	0	0
Fraud and NSF Checks	0	0	0	0	0	0	0
Sex Offense, Felony	0	0	0	0	0	0	0
Sex Offense, Misdemeanor	0	0	0	0	0	0	0
Non-aggravated Assault	0	2	0	0	0	0	2
Weapon	0	0	0	0	0	0	0
Offense Against Family	0	0	0	0	0	0	0
Narcotic	0	1	0	1	0	0	2
Liquor/Tobacco	0	0	0	0	0	0	0
Drunk - Alcohol/Drug	0	0	0	0	0	0	0
Disorderly Conduct	0	0	0	0	0	0	0
Vagrancy/Quality of Life	0	0	0	0	0	0	0
Gambling	0	0	0	0	0	0	0
Drunk Driving - Vehicle/Boat	0	0	0	0	0	0	0
Vehicle/Boating	0	1	0	0	1	0	2
Vandalism	0	0	0	0	0	0	0
Warrant	0	2	0	0	0	1	3
Receiving Stolen Property	0	0	0	0	0	0	0
Federal Offense Without Money	0	0	0	0	0	0	0
Federal Offense With Money	0	0	0	0	0	0	0
Felony, Miscellaneous	1	0	0	0	1	0	2
Misdemeanor, Miscellaneous	0	0	0	0	0	0	0
<b>SUBTOTAL</b>	<b>1</b>	<b>6</b>	<b>0</b>	<b>1</b>	<b>2</b>	<b>1</b>	<b>11</b>
<b>NONCRIMINAL INCIDENTS</b>							
Person Missing or Found	0	0	0	0	0	0	0
Juvenile, Noncriminal	0	0	0	0	0	0	0
Commitment	0	0	0	0	0	0	0
Miscellaneous, Noncriminal	0	0	0	0	0	0	0
Suicide and Attempt	0	0	0	0	0	0	0
Mentally Ill	0	0	0	0	0	0	0
Accident, Traffic - Vehicle/Boat	0	0	0	0	0	0	0
Accident, Miscellaneous	0	0	0	0	0	0	0
Person Dead	0	0	0	0	0	0	0
<b>SUBTOTAL</b>	<b>0</b>	<b>0</b>	<b>0</b>	<b>0</b>	<b>0</b>	<b>0</b>	<b>0</b>
<b>CALENDAR YEAR 2019</b>	<b>1</b>	<b>8</b>	<b>3</b>	<b>1</b>	<b>5</b>	<b>2</b>	<b>20</b>
<b>CALENDAR YEAR 2018</b>	<b>1</b>	<b>20</b>	<b>4</b>	<b>0</b>	<b>5</b>	<b>1</b>	<b>31</b>
<b>% CHANGE 2018 TO 2019</b>	<b>0</b>	<b>-60</b>	<b>-25</b>	<b>N/C</b>	<b>0</b>	<b>100</b>	<b>-35</b>

**LOS ANGELES COUNTY SHERIFF'S DEPARTMENT**  
**2019 LOMITA SHERIFF'S STATION**  
**MALE ADULT ARRESTS BY AGE**

	18	19	20	21	22	23	24
<b>PART I CRIMES</b>							
Criminal Homicide	0	0	0	0	0	0	0
Rape	0	0	0	0	0	0	0
Robbery	0	1	0	1	0	0	0
Aggravated Assault	2	0	0	0	2	2	3
Burglary	0	1	0	4	1	0	0
Larceny Theft	3	0	0	0	0	1	0
Grand Theft Auto	1	0	0	0	1	0	2
Arson	0	0	0	0	0	0	0
<b>SUBTOTAL</b>	<b>6</b>	<b>2</b>	<b>0</b>	<b>5</b>	<b>4</b>	<b>3</b>	<b>5</b>
<b>PART II CRIMES</b>							
Forgery	0	0	0	0	0	0	0
Fraud and NSF Checks	0	0	0	0	1	0	1
Sex Offense, Felony	0	0	0	0	0	0	0
Sex Offense, Misdemeanor	0	0	0	0	0	0	0
Non-aggravated Assault	1	1	1	1	0	0	0
Weapon	0	3	0	2	3	2	0
Offense Against Family	0	0	0	0	0	0	0
Narcotic	0	1	0	2	4	4	4
Liquor/Tobacco	0	0	0	0	0	0	0
Drunk - Alcohol/Drug	0	0	1	0	0	0	0
Disorderly Conduct	0	0	0	0	0	0	0
Vagrancy/Quality of Life	0	0	0	0	0	0	0
Gambling	0	0	0	0	0	0	0
Drunk Driving - Vehicle/Boat	1	1	0	0	3	0	3
Vehicle/Boating	1	1	5	5	4	4	6
Vandalism	0	0	0	2	1	0	1
Warrant	2	4	2	5	10	6	8
Receiving Stolen Property	0	0	0	0	0	0	1
Federal Offense Without Money	1	0	0	0	0	0	0
Federal Offense With Money	0	0	0	0	0	0	0
Felony, Miscellaneous	0	0	0	0	1	1	0
Misdemeanor, Miscellaneous	0	1	0	0	2	1	2
<b>SUBTOTAL</b>	<b>6</b>	<b>12</b>	<b>9</b>	<b>17</b>	<b>29</b>	<b>18</b>	<b>26</b>
<b>NONCRIMINAL INCIDENTS</b>							
Person Missing or Found	0	0	0	0	0	0	0
Juvenile, Noncriminal	0	0	0	0	0	0	0
Commitment	0	0	0	0	0	0	0
Miscellaneous, Noncriminal	0	0	0	0	0	0	0
Suicide and Attempt	0	0	0	0	0	0	0
Mentally Ill	0	0	0	0	0	0	0
Accident, Traffic - Vehicle/Boat	0	0	0	0	0	0	0
Accident, Miscellaneous	0	0	0	0	0	0	0
Person Dead	0	0	0	0	0	0	0
<b>SUBTOTAL</b>	<b>0</b>	<b>0</b>	<b>0</b>	<b>0</b>	<b>0</b>	<b>0</b>	<b>0</b>
<b>GRAND TOTAL</b>	<b>12</b>	<b>14</b>	<b>9</b>	<b>22</b>	<b>33</b>	<b>21</b>	<b>31</b>

**LOS ANGELES COUNTY SHERIFF'S DEPARTMENT**  
**2019 LOMITA SHERIFF'S STATION**  
**MALE ADULT ARRESTS BY AGE**

	25-29	30-34	35-39	40-44	45-49	50+	Total
<b>PART I CRIMES</b>							
Criminal Homicide	0	0	0	0	0	0	0
Rape	0	0	0	0	0	0	0
Robbery	1	4	3	0	1	3	14
Aggravated Assault	12	2	7	1	1	11	43
Burglary	3	4	3	4	2	3	25
Larceny Theft	2	2	2	2	3	3	18
Grand Theft Auto	4	5	5	3	0	2	23
Arson	1	0	0	0	0	0	1
<b>SUBTOTAL</b>	<b>23</b>	<b>17</b>	<b>20</b>	<b>10</b>	<b>7</b>	<b>22</b>	<b>124</b>
<b>PART II CRIMES</b>							
Forgery	0	0	0	0	1	0	1
Fraud and NSF Checks	4	0	1	1	0	3	11
Sex Offense, Felony	0	1	0	0	0	0	1
Sex Offense, Misdemeanor	0	1	0	0	0	0	1
Non-aggravated Assault	3	4	4	5	1	4	25
Weapon	8	4	9	7	1	2	41
Offense Against Family	0	0	1	1	0	0	2
Narcotic	31	33	31	26	29	34	199
Liquor/Tobacco	0	0	1	1	0	0	2
Drunk - Alcohol/Drug	0	3	1	1	2	4	12
Disorderly Conduct	0	0	0	0	0	1	1
Vagrancy/Quality of Life	0	0	0	0	0	0	0
Gambling	0	0	0	0	0	0	0
Drunk Driving - Vehicle/Boat	13	7	3	3	1	10	45
Vehicle/Boating	28	36	30	26	27	39	212
Vandalism	0	2	1	1	0	3	11
Warrant	59	56	56	45	38	90	381
Receiving Stolen Property	1	0	0	0	0	0	2
Federal Offense Without Money	0	1	0	0	0	1	3
Federal Offense With Money	0	0	0	0	0	0	0
Felony, Miscellaneous	0	0	2	2	3	4	13
Misdemeanor, Miscellaneous	8	3	7	4	0	5	33
<b>SUBTOTAL</b>	<b>155</b>	<b>151</b>	<b>147</b>	<b>123</b>	<b>103</b>	<b>200</b>	<b>996</b>
<b>NONCRIMINAL INCIDENTS</b>							
Person Missing or Found	0	0	0	0	0	0	0
Juvenile, Noncriminal	0	0	0	0	0	0	0
Commitment	0	0	0	0	0	0	0
Miscellaneous, Noncriminal	0	1	0	0	0	1	2
Suicide and Attempt	0	0	0	0	0	0	0
Mentally Ill	0	0	0	0	0	0	0
Accident, Traffic - Vehicle/Boat	0	0	0	0	0	0	0
Accident, Miscellaneous	0	0	0	0	0	0	0
Person Dead	0	0	0	0	0	0	0
<b>SUBTOTAL</b>	<b>0</b>	<b>1</b>	<b>0</b>	<b>0</b>	<b>0</b>	<b>1</b>	<b>2</b>
<b>GRAND TOTAL</b>	<b>178</b>	<b>169</b>	<b>167</b>	<b>133</b>	<b>110</b>	<b>223</b>	<b>1,122</b>

**LOS ANGELES COUNTY SHERIFF'S DEPARTMENT**  
**2019 LOMITA SHERIFF'S STATION**  
**MALE JUVENILE ARRESTS BY AGE**

	0-10	11-12	13-14	15	16	17	Total
<b>PART I CRIMES</b>							
Criminal Homicide	0	0	0	0	0	0	0
Rape	0	0	0	0	0	0	0
Robbery	0	0	0	0	0	0	0
Aggravated Assault	0	1	0	0	1	0	2
Burglary	0	0	0	0	1	0	1
Larceny Theft	0	0	0	2	0	0	2
Grand Theft Auto	0	0	0	0	1	1	2
Arson	0	0	0	0	0	0	0
<b>SUBTOTAL</b>	<b>0</b>	<b>1</b>	<b>0</b>	<b>2</b>	<b>3</b>	<b>1</b>	<b>7</b>
<b>PART II CRIMES</b>							
Forgery	0	0	0	0	0	0	0
Fraud and NSF Checks	0	0	0	0	0	0	0
Sex Offense, Felony	0	0	0	0	0	0	0
Sex Offense, Misdemeanor	0	0	0	0	0	0	0
Non-aggravated Assault	0	0	0	1	0	0	1
Weapon	0	0	0	0	0	0	0
Offense Against Family	0	0	0	0	0	0	0
Narcotic	0	0	0	0	0	0	0
Liquor/Tobacco	0	0	0	0	0	0	0
Drunk - Alcohol/Drug	0	0	0	0	0	0	0
Disorderly Conduct	0	0	0	0	0	0	0
Vagrancy/Quality of Life	0	0	0	0	0	0	0
Gambling	0	0	0	0	0	0	0
Drunk Driving - Vehicle/Boat	0	0	0	0	0	0	0
Vehicle/Boating	0	0	0	0	1	0	1
Vandalism	0	0	0	0	0	0	0
Warrant	0	0	1	0	1	0	2
Receiving Stolen Property	0	0	0	0	0	0	0
Federal Offense Without Money	0	0	0	0	0	0	0
Federal Offense With Money	0	0	0	0	0	0	0
Felony, Miscellaneous	0	0	0	0	1	0	1
Misdemeanor, Miscellaneous	0	0	0	0	0	0	0
<b>SUBTOTAL</b>	<b>0</b>	<b>0</b>	<b>1</b>	<b>1</b>	<b>3</b>	<b>0</b>	<b>5</b>
<b>NONCRIMINAL INCIDENTS</b>							
Person Missing or Found	0	0	0	0	0	0	0
Juvenile, Noncriminal	0	0	0	0	0	0	0
Commitment	0	0	0	0	0	0	0
Miscellaneous, Noncriminal	0	0	0	0	0	0	0
Suicide and Attempt	0	0	0	0	0	0	0
Mentally Ill	0	0	0	0	0	0	0
Accident, Traffic - Vehicle/Boat	0	0	0	0	0	0	0
Accident, Miscellaneous	0	0	0	0	0	0	0
Person Dead	0	0	0	0	0	0	0
<b>SUBTOTAL</b>	<b>0</b>	<b>0</b>	<b>0</b>	<b>0</b>	<b>0</b>	<b>0</b>	<b>0</b>
<b>GRAND TOTAL</b>	<b>0</b>	<b>1</b>	<b>1</b>	<b>3</b>	<b>6</b>	<b>1</b>	<b>12</b>



**LOS ANGELES COUNTY SHERIFF'S DEPARTMENT**  
**2019 LOMITA SHERIFF'S STATION**  
**FEMALE ADULT ARRESTS BY AGE**

	18	19	20	21	22	23	24
<b>PART I CRIMES</b>							
Criminal Homicide	0	0	0	0	0	0	0
Rape	0	0	0	0	0	0	0
Robbery	0	0	0	0	0	0	0
Aggravated Assault	1	1	0	0	2	0	0
Burglary	0	1	0	1	0	0	0
Larceny Theft	1	1	1	0	0	0	0
Grand Theft Auto	0	0	1	0	1	0	1
Arson	0	0	0	0	0	0	0
<b>SUBTOTAL</b>	<b>2</b>	<b>3</b>	<b>2</b>	<b>1</b>	<b>3</b>	<b>0</b>	<b>1</b>
<b>PART II CRIMES</b>							
Forgery	0	0	0	0	0	0	0
Fraud and NSF Checks	0	0	0	2	0	1	0
Sex Offense, Felony	0	0	0	0	0	0	0
Sex Offense, Misdemeanor	0	0	0	0	0	0	0
Non-aggravated Assault	0	0	0	0	2	0	0
Weapon	0	0	0	0	0	0	0
Offense Against Family	0	0	0	0	0	0	0
Narcotic	0	0	0	1	1	1	0
Liquor/Tobacco	0	0	0	0	0	0	0
Drunk - Alcohol/Drug	0	0	0	0	0	0	0
Disorderly Conduct	0	0	0	0	0	0	0
Vagrancy/Quality of Life	0	0	0	0	0	0	0
Gambling	0	0	0	0	0	0	0
Drunk Driving - Vehicle/Boat	0	0	0	0	1	0	0
Vehicle/Boating	0	0	0	0	1	0	1
Vandalism	0	0	0	0	0	0	0
Warrant	0	1	0	3	2	2	3
Receiving Stolen Property	0	0	0	0	0	0	0
Federal Offense Without Money	0	0	0	0	0	0	0
Federal Offense With Money	0	0	0	0	0	0	0
Felony, Miscellaneous	0	2	0	0	0	0	0
Misdemeanor, Miscellaneous	0	0	0	0	0	0	0
<b>SUBTOTAL</b>	<b>0</b>	<b>3</b>	<b>0</b>	<b>6</b>	<b>7</b>	<b>4</b>	<b>4</b>
<b>NONCRIMINAL INCIDENTS</b>							
Person Missing or Found	0	0	0	0	0	0	0
Juvenile, Noncriminal	0	0	0	0	0	0	0
Commitment	0	0	0	0	0	0	0
Miscellaneous, Noncriminal	0	0	0	0	0	0	0
Suicide and Attempt	0	0	0	0	0	0	0
Mentally Ill	0	0	0	0	0	0	0
Accident, Traffic - Vehicle/Boat	0	0	0	0	0	0	0
Accident, Miscellaneous	0	0	0	0	0	0	0
Person Dead	0	0	0	0	0	0	0
<b>SUBTOTAL</b>	<b>0</b>	<b>0</b>	<b>0</b>	<b>0</b>	<b>0</b>	<b>0</b>	<b>0</b>
<b>GRAND TOTAL</b>	<b>2</b>	<b>6</b>	<b>2</b>	<b>7</b>	<b>10</b>	<b>4</b>	<b>5</b>

**LOS ANGELES COUNTY SHERIFF'S DEPARTMENT**  
**2019 LOMITA SHERIFF'S STATION**  
**FEMALE ADULT ARRESTS BY AGE**

	25-29	30-34	35-39	40-44	45-49	50+	Total
<b>PART I CRIMES</b>							
Criminal Homicide	0	0	0	0	0	0	0
Rape	0	0	0	0	0	0	0
Robbery	0	2	0	1	0	0	3
Aggravated Assault	1	0	4	2	0	3	14
Burglary	0	0	1	1	0	0	4
Larceny Theft	2	1	3	1	1	2	13
Grand Theft Auto	2	0	0	0	0	0	5
Arson	0	0	1	0	0	1	2
<b>SUBTOTAL</b>	<b>5</b>	<b>3</b>	<b>9</b>	<b>5</b>	<b>1</b>	<b>6</b>	<b>41</b>
<b>PART II CRIMES</b>							
Forgery	1	0	0	0	0	0	1
Fraud and NSF Checks	3	0	1	1	0	0	8
Sex Offense, Felony	0	0	0	0	0	0	0
Sex Offense, Misdemeanor	0	0	0	0	0	0	0
Non-aggravated Assault	2	1	1	2	5	1	14
Weapon	0	0	1	1	0	0	2
Offense Against Family	0	1	1	0	1	1	4
Narcotic	4	7	11	5	4	4	38
Liquor/Tobacco	1	0	0	0	0	0	1
Drunk - Alcohol/Drug	2	0	0	0	0	0	2
Disorderly Conduct	0	0	0	0	0	0	0
Vagrancy/Quality of Life	0	0	0	0	0	0	0
Gambling	0	0	0	0	0	0	0
Drunk Driving - Vehicle/Boat	5	1	1	2	0	6	16
Vehicle/Boating	17	6	11	8	4	12	60
Vandalism	1	1	1	0	1	0	4
Warrant	28	23	16	15	9	19	121
Receiving Stolen Property	0	1	0	0	0	0	1
Federal Offense Without Money	0	0	0	0	0	0	0
Federal Offense With Money	0	0	0	0	0	0	0
Felony, Miscellaneous	0	1	0	0	0	0	3
Misdemeanor, Miscellaneous	0	2	3	1	0	2	8
<b>SUBTOTAL</b>	<b>64</b>	<b>44</b>	<b>47</b>	<b>35</b>	<b>24</b>	<b>45</b>	<b>283</b>
<b>NONCRIMINAL INCIDENTS</b>							
Person Missing or Found	0	0	0	0	0	0	0
Juvenile, Noncriminal	0	0	0	0	0	0	0
Commitment	0	0	0	0	0	0	0
Miscellaneous, Noncriminal	0	0	0	1	0	0	1
Suicide and Attempt	0	0	0	0	0	0	0
Mentally Ill	0	0	0	0	0	0	0
Accident, Traffic - Vehicle/Boat	0	0	0	0	0	0	0
Accident, Miscellaneous	0	0	0	0	0	0	0
Person Dead	0	0	0	0	0	0	0
<b>SUBTOTAL</b>	<b>0</b>	<b>0</b>	<b>0</b>	<b>1</b>	<b>0</b>	<b>0</b>	<b>1</b>
<b>GRAND TOTAL</b>	<b>69</b>	<b>47</b>	<b>56</b>	<b>41</b>	<b>25</b>	<b>51</b>	<b>325</b>

**LOS ANGELES COUNTY SHERIFF'S DEPARTMENT**  
**2019 LOMITA SHERIFF'S STATION**  
**FEMALE JUVENILE ARRESTS BY AGE**

	0-10	11-12	13-14	15	16	17	Total
<b>PART I CRIMES</b>							
Criminal Homicide	0	0	0	0	0	0	0
Rape	0	0	0	0	0	0	0
Robbery	0	0	0	0	1	0	1
Aggravated Assault	0	0	0	0	0	0	0
Burglary	0	0	0	0	0	0	0
Larceny Theft	0	0	0	0	0	0	0
Grand Theft Auto	0	0	1	0	0	0	1
Arson	0	0	0	0	0	0	0
<b>SUBTOTAL</b>	<b>0</b>	<b>0</b>	<b>1</b>	<b>0</b>	<b>1</b>	<b>0</b>	<b>2</b>
<b>PART II CRIMES</b>							
Forgery	0	0	0	0	0	0	0
Fraud and NSF Checks	0	0	0	0	0	0	0
Sex Offense, Felony	0	0	0	0	0	0	0
Sex Offense, Misdemeanor	0	0	0	0	0	0	0
Non-aggravated Assault	0	0	1	0	0	0	1
Weapon	0	0	0	0	0	0	0
Offense Against Family	0	0	0	0	0	0	0
Narcotic	0	0	1	0	1	0	2
Liquor/Tobacco	0	0	0	0	0	0	0
Drunk - Alcohol/Drug	0	0	0	0	0	0	0
Disorderly Conduct	0	0	0	0	0	0	0
Vagrancy/Quality of Life	0	0	0	0	0	0	0
Gambling	0	0	0	0	0	0	0
Drunk Driving - Vehicle/Boat	0	0	0	0	0	0	0
Vehicle/Boating	0	0	1	0	0	0	1
Vandalism	0	0	0	0	0	0	0
Warrant	0	0	0	0	0	1	1
Receiving Stolen Property	0	0	0	0	0	0	0
Federal Offense Without Money	0	0	0	0	0	0	0
Federal Offense With Money	0	0	0	0	0	0	0
Felony, Miscellaneous	0	0	1	0	0	0	1
Misdemeanor, Miscellaneous	0	0	0	0	0	0	0
<b>SUBTOTAL</b>	<b>0</b>	<b>0</b>	<b>4</b>	<b>0</b>	<b>1</b>	<b>1</b>	<b>6</b>
<b>NONCRIMINAL INCIDENTS</b>							
Person Missing or Found	0	0	0	0	0	0	0
Juvenile, Noncriminal	0	0	0	0	0	0	0
Commitment	0	0	0	0	0	0	0
Miscellaneous, Noncriminal	0	0	0	0	0	0	0
Suicide and Attempt	0	0	0	0	0	0	0
Mentally Ill	0	0	0	0	0	0	0
Accident, Traffic - Vehicle/Boat	0	0	0	0	0	0	0
Accident, Miscellaneous	0	0	0	0	0	0	0
Person Dead	0	0	0	0	0	0	0
<b>SUBTOTAL</b>	<b>0</b>	<b>0</b>	<b>0</b>	<b>0</b>	<b>0</b>	<b>0</b>	<b>0</b>
<b>GRAND TOTAL</b>	<b>0</b>	<b>0</b>	<b>5</b>	<b>0</b>	<b>2</b>	<b>1</b>	<b>8</b>

**LOS ANGELES COUNTY SHERIFF'S DEPARTMENT**  
**2019 LOMITA SHERIFF'S STATION - UNINCORPORATED AREA**  
**INCIDENT AND ARREST SUMMARY**

	Reported Incidents	Adults Arrested	Juveniles Arrested	Total Arrested
<b>PART I CRIMES</b>				
Criminal Homicide	0	0	0	0
Rape	1	0	0	0
Robbery	2	1	0	1
Aggravated Assault	11	8	0	8
Burglary	8	2	0	2
Larceny Theft	30	1	0	1
Grand Theft Auto	7	0	0	0
Arson	0	0	0	0
<b>SUBTOTAL</b>	<b>59</b>	<b>12</b>	<b>0</b>	<b>12</b>
<b>PART II CRIMES</b>				
Forgery	3	1	0	1
Fraud and NSF Checks	10	1	0	1
Sex Offense, Felony	0	0	0	0
Sex Offense, Misdemeanor	0	0	0	0
Non-aggravated Assault	9	4	0	4
Weapon	5	7	0	7
Offense Against Family	2	0	0	0
Narcotic	16	20	0	20
Liquor/Tobacco	1	0	0	0
Drunk - Alcohol/Drug	0	0	0	0
Disorderly Conduct	0	0	0	0
Vagrancy/Quality of Life	0	0	0	0
Gambling	0	0	0	0
Drunk Driving - Vehicle/Boat	0	1	0	1
Vehicle/Boating	11	5	0	5
Vandalism	7	1	0	1
Warrant	0	36	0	36
Receiving Stolen Property	0	0	0	0
Federal Offense Without Money	0	0	0	0
Federal Offense With Money	0	0	0	0
Felony, Miscellaneous	2	1	1	2
Misdemeanor, Miscellaneous	4	1	0	1
<b>SUBTOTAL</b>	<b>70</b>	<b>78</b>	<b>1</b>	<b>79</b>
<b>NONCRIMINAL INCIDENTS</b>				
Person Missing or Found	8	0	0	0
Juvenile, Noncriminal	7	0	0	0
Commitment	0	0	0	0
Miscellaneous, Noncriminal	59	0	0	0
Suicide and Attempt	0	0	0	0
Mentally Ill	7	0	0	0
Accident, Traffic - Vehicle/Boat	1	0	0	0
Accident, Miscellaneous	0	0	0	0
Person Dead	0	0	0	0
<b>SUBTOTAL</b>	<b>82</b>	<b>0</b>	<b>0</b>	<b>0</b>
<b>CALENDAR YEAR 2019</b>	<b>211</b>	<b>90</b>	<b>1</b>	<b>91</b>
<b>CALENDAR YEAR 2018</b>	<b>225</b>	<b>66</b>	<b>1</b>	<b>67</b>
<b>% CHANGE 2018 TO 2019</b>	<b>-6</b>	<b>36</b>	<b>0</b>	<b>36</b>

**LOS ANGELES COUNTY SHERIFF'S DEPARTMENT**  
**2019 LOMITA SHERIFF'S STATION - CITY OF LOMITA**  
**INCIDENT AND ARREST SUMMARY**

	Reported Incidents	Adults Arrested	Juveniles Arrested	Total Arrested
<b>PART I CRIMES</b>				
Criminal Homicide	0	0	0	0
Rape	4	0	0	0
Robbery	26	14	0	14
Aggravated Assault	38	26	0	26
Burglary	53	15	0	15
Larceny Theft	165	14	2	16
Grand Theft Auto	40	11	0	11
Arson	3	3	0	3
<b>SUBTOTAL</b>	<b>329</b>	<b>83</b>	<b>2</b>	<b>85</b>
<b>PART II CRIMES</b>				
Forgery	10	0	0	0
Fraud and NSF Checks	64	6	0	6
Sex Offense, Felony	3	0	0	0
Sex Offense, Misdemeanor	4	0	0	0
Non-aggravated Assault	60	20	2	22
Weapon	27	23	0	23
Offense Against Family	6	4	0	4
Narcotic	135	146	1	147
Liquor/Tobacco	2	3	0	3
Drunk - Alcohol/Drug	15	10	0	10
Disorderly Conduct	5	0	0	0
Vagrancy/Quality of Life	0	0	0	0
Gambling	0	0	0	0
Drunk Driving - Vehicle/Boat	27	29	0	29
Vehicle/Boating	256	147	1	148
Vandalism	74	10	0	10
Warrant	2	310	2	312
Receiving Stolen Property	0	0	0	0
Federal Offense Without Money	0	1	0	1
Federal Offense With Money	4	0	0	0
Felony, Miscellaneous	16	6	0	6
Misdemeanor, Miscellaneous	54	22	0	22
<b>SUBTOTAL</b>	<b>764</b>	<b>737</b>	<b>6</b>	<b>743</b>
<b>NONCRIMINAL INCIDENTS</b>				
Person Missing or Found	39	0	0	0
Juvenile, Noncriminal	61	0	0	0
Commitment	0	0	0	0
Miscellaneous, Noncriminal	778	2	0	2
Suicide and Attempt	8	0	0	0
Mentally Ill	36	0	0	0
Accident, Traffic - Vehicle/Boat	152	0	0	0
Accident, Miscellaneous	1	0	0	0
Person Dead	14	0	0	0
<b>SUBTOTAL</b>	<b>1,089</b>	<b>2</b>	<b>0</b>	<b>2</b>
<b>CALENDAR YEAR 2019</b>	<b>2,182</b>	<b>822</b>	<b>8</b>	<b>830</b>
<b>CALENDAR YEAR 2018</b>	<b>2,061</b>	<b>791</b>	<b>20</b>	<b>811</b>
<b>% CHANGE 2018 TO 2019</b>	<b>6</b>	<b>4</b>	<b>-60</b>	<b>2</b>

LOS ANGELES COUNTY SHERIFF'S DEPARTMENT  
**2019 LOMITA SHERIFF'S STATION - CITY OF ROLLING HILLS**  
**INCIDENT AND ARREST SUMMARY**

	Reported Incidents	Adults Arrested	Juveniles Arrested	Total Arrested
<b>PART I CRIMES</b>				
Criminal Homicide	0	0	0	0
Rape	0	0	0	0
Robbery	0	0	0	0
Aggravated Assault	1	2	0	2
Burglary	6	1	0	1
Larceny Theft	2	0	0	0
Grand Theft Auto	0	1	0	1
Arson	0	0	0	0
<b>SUBTOTAL</b>	<b>9</b>	<b>4</b>	<b>0</b>	<b>4</b>
<b>PART II CRIMES</b>				
Forgery	2	0	0	0
Fraud and NSF Checks	0	0	0	0
Sex Offense, Felony	0	0	0	0
Sex Offense, Misdemeanor	0	0	0	0
Non-aggravated Assault	1	0	0	0
Weapon	0	0	0	0
Offense Against Family	1	1	0	1
Narcotic	1	0	1	1
Liquor/Tobacco	0	0	0	0
Drunk - Alcohol/Drug	0	0	0	0
Disorderly Conduct	0	0	0	0
Vagrancy/Quality of Life	0	0	0	0
Gambling	0	0	0	0
Drunk Driving - Vehicle/Boat	0	0	0	0
Vehicle/Boating	5	0	0	0
Vandalism	0	0	0	0
Warrant	0	0	0	0
Receiving Stolen Property	0	0	0	0
Federal Offense Without Money	0	0	0	0
Federal Offense With Money	0	0	0	0
Felony, Miscellaneous	1	0	0	0
Misdemeanor, Miscellaneous	1	3	0	3
<b>SUBTOTAL</b>	<b>12</b>	<b>4</b>	<b>1</b>	<b>5</b>
<b>NONCRIMINAL INCIDENTS</b>				
Person Missing or Found	0	0	0	0
Juvenile, Noncriminal	1	0	0	0
Commitment	0	0	0	0
Miscellaneous, Noncriminal	11	0	0	0
Suicide and Attempt	0	0	0	0
Mentally Ill	3	0	0	0
Accident, Traffic - Vehicle/Boat	4	0	0	0
Accident, Miscellaneous	0	0	0	0
Person Dead	1	0	0	0
<b>SUBTOTAL</b>	<b>20</b>	<b>0</b>	<b>0</b>	<b>0</b>
<b>CALENDAR YEAR 2019</b>	<b>41</b>	<b>8</b>	<b>1</b>	<b>9</b>
<b>CALENDAR YEAR 2018</b>	<b>42</b>	<b>2</b>	<b>0</b>	<b>2</b>
<b>% CHANGE 2018 TO 2019</b>	<b>-2</b>	<b>300</b>	<b>N/C</b>	<b>350</b>

LOS ANGELES COUNTY SHERIFF'S DEPARTMENT  
**2019 LOMITA SHERIFF'S STATION - CITY OF ROLLING HILLS ESTATES**  
**INCIDENT AND ARREST SUMMARY**

	Reported Incidents	Adults Arrested	Juveniles Arrested	Total Arrested
<b>PART I CRIMES</b>				
Criminal Homicide	0	0	0	0
Rape	0	0	0	0
Robbery	3	2	1	3
Aggravated Assault	7	7	1	8
Burglary	35	2	0	2
Larceny Theft	82	5	0	5
Grand Theft Auto	9	6	1	7
Arson	1	0	0	0
<b>SUBTOTAL</b>	<b>137</b>	<b>22</b>	<b>3</b>	<b>25</b>
<b>PART II CRIMES</b>				
Forgery	9	1	0	1
Fraud and NSF Checks	26	3	0	3
Sex Offense, Felony	0	0	0	0
Sex Offense, Misdemeanor	4	0	0	0
Non-aggravated Assault	10	5	0	5
Weapon	0	0	0	0
Offense Against Family	3	0	0	0
Narcotic	7	5	0	5
Liquor/Tobacco	0	0	0	0
Drunk - Alcohol/Drug	2	2	0	2
Disorderly Conduct	4	0	0	0
Vagrancy/Quality of Life	0	0	0	0
Gambling	0	0	0	0
Drunk Driving - Vehicle/Boat	6	7	0	7
Vehicle/Boating	65	33	1	34
Vandalism	17	2	0	2
Warrant	0	32	0	32
Receiving Stolen Property	0	0	0	0
Federal Offense Without Money	0	2	0	2
Federal Offense With Money	1	0	0	0
Felony, Miscellaneous	2	2	1	3
Misdemeanor, Miscellaneous	10	5	0	5
<b>SUBTOTAL</b>	<b>166</b>	<b>99</b>	<b>2</b>	<b>101</b>
<b>NONCRIMINAL INCIDENTS</b>				
Person Missing or Found	6	0	0	0
Juvenile, Noncriminal	10	0	0	0
Commitment	0	0	0	0
Miscellaneous, Noncriminal	81	1	0	1
Suicide and Attempt	5	0	0	0
Mentally Ill	7	0	0	0
Accident, Traffic - Vehicle/Boat	104	0	0	0
Accident, Miscellaneous	0	0	0	0
Person Dead	5	0	0	0
<b>SUBTOTAL</b>	<b>218</b>	<b>1</b>	<b>0</b>	<b>1</b>
<b>CALENDAR YEAR 2019</b>	<b>521</b>	<b>122</b>	<b>5</b>	<b>127</b>
<b>CALENDAR YEAR 2018</b>	<b>525</b>	<b>110</b>	<b>5</b>	<b>115</b>
<b>% CHANGE 2018 TO 2019</b>	<b>-1</b>	<b>11</b>	<b>0</b>	<b>10</b>



LOS ANGELES COUNTY SHERIFF'S DEPARTMENT  
**2019 LOMITA SHERIFF'S STATION - CITY OF RANCHO PALOS VERDES**  
**INCIDENT AND ARREST SUMMARY**

	Reported Incidents	Adults Arrested	Juveniles Arrested	Total Arrested
<b>PART I CRIMES</b>				
Criminal Homicide	2	0	0	0
Rape	3	0	0	0
Robbery	2	0	0	0
Aggravated Assault	22	14	1	15
Burglary	102	8	1	9
Larceny Theft	201	10	0	10
Grand Theft Auto	12	6	1	7
Arson	1	0	0	0
<b>SUBTOTAL</b>	<b>345</b>	<b>38</b>	<b>3</b>	<b>41</b>
<b>PART II CRIMES</b>				
Forgery	22	0	0	0
Fraud and NSF Checks	80	8	0	8
Sex Offense, Felony	3	1	0	1
Sex Offense, Misdemeanor	5	1	0	1
Non-aggravated Assault	24	8	0	8
Weapon	4	5	0	5
Offense Against Family	5	1	0	1
Narcotic	34	37	0	37
Liquor/Tobacco	0	0	0	0
Drunk - Alcohol/Drug	2	2	0	2
Disorderly Conduct	7	1	0	1
Vagrancy/Quality of Life	0	0	0	0
Gambling	0	0	0	0
Drunk Driving - Vehicle/Boat	20	19	0	19
Vehicle/Boating	119	47	0	47
Vandalism	39	2	0	2
Warrant	0	93	0	93
Receiving Stolen Property	0	0	0	0
Federal Offense Without Money	0	0	0	0
Federal Offense With Money	2	0	0	0
Felony, Miscellaneous	11	6	0	6
Misdemeanor, Miscellaneous	18	7	0	7
<b>SUBTOTAL</b>	<b>395</b>	<b>238</b>	<b>0</b>	<b>238</b>
<b>NONCRIMINAL INCIDENTS</b>				
Person Missing or Found	23	0	0	0
Juvenile, Noncriminal	47	0	0	0
Commitment	0	0	0	0
Miscellaneous, Noncriminal	380	0	0	0
Suicide and Attempt	8	0	0	0
Mentally Ill	34	0	0	0
Accident, Traffic - Vehicle/Boat	147	0	0	0
Accident, Miscellaneous	0	0	0	0
Person Dead	24	0	0	0
<b>SUBTOTAL</b>	<b>663</b>	<b>0</b>	<b>0</b>	<b>0</b>
<b>CALENDAR YEAR 2019</b>	<b>1,403</b>	<b>276</b>	<b>3</b>	<b>279</b>
<b>CALENDAR YEAR 2018</b>	<b>1,590</b>	<b>316</b>	<b>4</b>	<b>320</b>
<b>% CHANGE 2018 TO 2019</b>	<b>-12</b>	<b>-13</b>	<b>-25</b>	<b>-13</b>

**LOS ANGELES COUNTY SHERIFF'S DEPARTMENT**  
**2019 LOMITA SHERIFF'S STATION - OTHER**  
**INCIDENT AND ARREST SUMMARY**

	Reported Incidents	Adults Arrested	Juveniles Arrested	Total Arrested
<b>PART I CRIMES</b>				
Criminal Homicide	0	0	0	0
Rape	0	0	0	0
Robbery	0	0	0	0
Aggravated Assault	0	0	0	0
Burglary	0	1	0	1
Larceny Theft	0	1	0	1
Grand Theft Auto	0	4	1	5
Arson	0	0	0	0
<b>SUBTOTAL</b>	<b>0</b>	<b>6</b>	<b>1</b>	<b>7</b>
<b>PART II CRIMES</b>				
Forgery	0	0	0	0
Fraud and NSF Checks	0	1	0	1
Sex Offense, Felony	0	0	0	0
Sex Offense, Misdemeanor	0	0	0	0
Non-aggravated Assault	0	2	0	2
Weapon	0	8	0	8
Offense Against Family	0	0	0	0
Narcotic	0	30	0	30
Liquor/Tobacco	0	0	0	0
Drunk - Alcohol/Drug	0	0	0	0
Disorderly Conduct	0	0	0	0
Vagrancy/Quality of Life	0	0	0	0
Gambling	0	0	0	0
Drunk Driving - Vehicle/Boat	0	5	0	5
Vehicle/Boating	0	40	0	40
Vandalism	0	0	0	0
Warrant	0	31	1	32
Receiving Stolen Property	0	3	0	3
Federal Offense Without Money	0	0	0	0
Federal Offense With Money	0	0	0	0
Felony, Miscellaneous	0	1	0	1
Misdemeanor, Miscellaneous	0	3	0	3
<b>SUBTOTAL</b>	<b>0</b>	<b>124</b>	<b>1</b>	<b>125</b>
<b>NONCRIMINAL INCIDENTS</b>				
Person Missing or Found	0	0	0	0
Juvenile, Noncriminal	0	0	0	0
Commitment	0	0	0	0
Miscellaneous, Noncriminal	0	0	0	0
Suicide and Attempt	0	0	0	0
Mentally Ill	0	0	0	0
Accident, Traffic - Vehicle/Boat	0	0	0	0
Accident, Miscellaneous	0	0	0	0
Person Dead	0	0	0	0
<b>SUBTOTAL</b>	<b>0</b>	<b>0</b>	<b>0</b>	<b>0</b>
<b>CALENDAR YEAR 2019</b>	<b>0</b>	<b>130</b>	<b>2</b>	<b>132</b>
<b>CALENDAR YEAR 2018</b>	<b>0</b>	<b>117</b>	<b>1</b>	<b>118</b>
<b>% CHANGE 2018 TO 2019</b>	<b>N/C</b>	<b>11</b>	<b>100</b>	<b>12</b>

The map displays the geographical layout of Los Angeles County, with a detailed inset of the coastal region. The inset map highlights three specific areas: a yellow-shaded region representing an unincorporated area, a green-shaded region representing the City of La Mirada, and a blue-shaded region representing the City of Norwalk. A red dot is located within the blue-shaded area. A legend in the bottom right corner identifies these colors: Yellow for Unincorporated Area, Green for City of La Mirada, and Blue for City of Norwalk. In the bottom left corner, there is a gold Sheriff's Office badge for Los Angeles County, featuring a bear and the text "SHERIFF" and "LOS ANGELES COUNTY".

**LOS ANGELES COUNTY SHERIFF'S DEPARTMENT  
2019 NORWALK SHERIFF'S STATION  
SYNOPSIS**

	Calendar Year 2018	Calendar Year 2019	Percent Change (%)	Crime Rate Per 10,000 Population	
				2018	2019

<b>TOTAL REPORTED INCIDENTS</b>	<b>19,038</b>	<b>17,951</b>	<b>-6</b>		
---------------------------------	---------------	---------------	-----------	--	--

<b>PART I CRIMES</b>	<b>4,478</b>	<b>3,782</b>	<b>-16</b>	<b>197.25</b>	<b>166.86</b>
Criminal Homicide	11	7	-36	0.48	0.31
Rape	44	50	14	1.94	2.21
Robbery	194	203	5	8.55	8.96
Aggravated Assault	509	449	-12	22.42	19.81
Burglary	694	604	-13	30.57	26.65
Larceny Theft	2,239	1,792	-20	98.62	79.06
Grand Theft Auto	765	641	-16	33.70	28.28
Arson	22	36	64	0.97	1.59

<b>PART II CRIMES</b>	<b>6,128</b>	<b>5,937</b>	<b>-3</b>	<b>269.93</b>	<b>261.94</b>
-----------------------	--------------	--------------	-----------	---------------	---------------

<b>NONCRIMINAL INCIDENTS</b>	<b>8,432</b>	<b>8,232</b>	<b>-2</b>		
------------------------------	--------------	--------------	-----------	--	--

<b>TOTAL ARRESTS</b>	<b>5,592</b>	<b>6,059</b>	<b>8</b>		
----------------------	--------------	--------------	----------	--	--

Adult Arrests	5,461	5,897	8		
Juvenile Arrests	131	162	24		

**PART I CRIMES STOLEN AND  
RECOVERED PROPERTY  
AMOUNT**

Stolen Property*	\$10,567,022	\$8,599,761	-19		
Recovered Property	\$5,310,375	\$4,106,836	-23		
Percent Recovered (%)	50	48			

	Area in Square Miles 2019	Population 2019	Crime Rate Per 10,000 Population Part I Crimes		Percent Change (%)
			2018	2019	
<b>TOTAL AREA</b>	<b>24.03</b>	<b>226,659</b>	<b>197.25</b>	<b>166.86</b>	<b>-15</b>
Unincorporated	6.43	70,232	162.10	135.41	-16
City of La Mirada	7.84	49,606	186.29	161.67	-13
City of Norwalk	9.76	106,821	225.08	189.94	-16



**LOS ANGELES COUNTY SHERIFF'S DEPARTMENT  
2019 NORWALK SHERIFF'S STATION  
INCIDENT AND ARREST SUMMARY**

	Reported Incidents	Adults Arrested	Juveniles Arrested	Total Arrested
<b>PART I CRIMES</b>				
Criminal Homicide	7	4	1	5
Rape	50	8	0	8
Robbery	203	61	9	70
Aggravated Assault	449	325	11	336
Burglary	604	54	6	60
Larceny Theft	1,792	134	10	144
Grand Theft Auto	641	85	7	92
Arson	36	2	0	2
<b>SUBTOTAL</b>	<b>3,782</b>	<b>673</b>	<b>44</b>	<b>717</b>
<b>PART II CRIMES</b>				
Forgery	111	9	0	9
Fraud and NSF Checks	464	16	0	16
Sex Offense, Felony	83	25	1	26
Sex Offense, Misdemeanor	45	14	3	17
Non-aggravated Assault	638	194	15	209
Weapon	177	133	16	149
Offense Against Family	152	89	1	90
Narcotic	1,183	1,546	25	1,571
Liquor/Tobacco	33	23	1	24
Drunk - Alcohol/Drug	75	77	1	78
Disorderly Conduct	41	164	8	172
Vagrancy/Quality of Life	92	7	0	7
Gambling	2	1	0	1
Drunk Driving - Vehicle/Boat	112	182	0	182
Vehicle/Boating	1,144	242	1	243
Vandalism	640	53	12	65
Warrant	1	2,088	8	2,096
Receiving Stolen Property	7	11	0	11
Federal Offense Without Money	3	3	0	3
Federal Offense With Money	12	0	0	0
Felony, Miscellaneous	236	102	12	114
Misdemeanor, Miscellaneous	686	241	10	251
<b>SUBTOTAL</b>	<b>5,937</b>	<b>5,220</b>	<b>114</b>	<b>5,334</b>
<b>NONCRIMINAL INCIDENTS</b>				
Person Missing or Found	350	0	0	0
Juvenile, Noncriminal	483	0	3	3
Commitment	1	0	0	0
Miscellaneous, Noncriminal	5,328	4	1	5
Suicide and Attempt	27	0	0	0
Mentally Ill	510	0	0	0
Accident, Traffic - Vehicle/Boat	1,432	0	0	0
Accident, Miscellaneous	5	0	0	0
Person Dead	96	0	0	0
<b>SUBTOTAL</b>	<b>8,232</b>	<b>4</b>	<b>4</b>	<b>8</b>
<b>CALENDAR YEAR 2019</b>	<b>17,951</b>	<b>5,897</b>	<b>162</b>	<b>6,059</b>
<b>CALENDAR YEAR 2018</b>	<b>19,038</b>	<b>5,461</b>	<b>131</b>	<b>5,592</b>
<b>% CHANGE 2018 TO 2019</b>	<b>-6</b>	<b>8</b>	<b>24</b>	<b>8</b>

**LOS ANGELES COUNTY SHERIFF'S DEPARTMENT  
2019 NORWALK SHERIFF'S STATION  
PART I ACTUAL OFFENSES\* CLEARED**

	Station Total	Unincorporated	City of La Mirada	City of Norwalk
<b>Criminal Homicide</b>	<b>7</b>	<b>2</b>	<b>0</b>	<b>5</b>
Number Cleared	2	1	0	1
Percent Cleared (%)	29	50	N/C	20
<b>Rape</b>	<b>46</b>	<b>19</b>	<b>6</b>	<b>21</b>
Number Cleared	49	18	7	24
Percent Cleared (%)	107	95	117	114
<b>Robbery</b>	<b>203</b>	<b>37</b>	<b>28</b>	<b>138</b>
Number Cleared	79	14	15	50
Percent Cleared (%)	39	38	54	36
<b>Aggravated Assault</b>	<b>446</b>	<b>126</b>	<b>52</b>	<b>268</b>
Number Cleared	302	86	43	173
Percent Cleared (%)	68	68	83	65
<b>Burglary</b>	<b>603</b>	<b>115</b>	<b>145</b>	<b>343</b>
Number Cleared	78	17	11	50
Percent Cleared (%)	13	15	8	15
<b>Larceny Theft</b>	<b>1,779</b>	<b>394</b>	<b>463</b>	<b>922</b>
Number Cleared	214	33	55	126
Percent Cleared (%)	12	8	12	14
<b>Grand Theft Auto</b>	<b>638</b>	<b>239</b>	<b>93</b>	<b>306</b>
Number Cleared	55	17	5	33
Percent Cleared (%)	9	7	5	11
<b>Arson</b>	<b>36</b>	<b>15</b>	<b>3</b>	<b>18</b>
Number Cleared	5	2	1	2
Percent Cleared (%)	14	13	33	11
<b>TOTAL PART I OFFENSES</b>	<b>3,758</b>	<b>947</b>	<b>790</b>	<b>2,021</b>
Number Cleared	<b>784</b>	<b>188</b>	<b>137</b>	<b>459</b>
Percent Cleared (%)	<b>21</b>	<b>20</b>	<b>17</b>	<b>23</b>

\* Actual offenses (unfounded not included)

**LOS ANGELES COUNTY SHERIFF'S DEPARTMENT  
2019 NORWALK SHERIFF'S STATION  
COMPARISON OF INCIDENTS BY CITY/AREA**

	Unincorporated	City of La Mirada	City of Norwalk	Other	Total
<b>PART I CRIMES</b>					
Criminal Homicide	2	0	5	0	7
Rape	19	8	23	0	50
Robbery	37	28	138	0	203
Aggravated Assault	126	53	270	0	449
Burglary	116	145	343	0	604
Larceny Theft	395	472	925	0	1,792
Grand Theft Auto	241	93	307	0	641
Arson	15	3	18	0	36
<b>SUBTOTAL</b>	<b>951</b>	<b>802</b>	<b>2,029</b>	<b>0</b>	<b>3,782</b>
<b>PART II CRIMES</b>					
Forgery	29	33	49	0	111
Fraud and NSF Checks	123	117	224	0	464
Sex Offense, Felony	29	7	47	0	83
Sex Offense, Misdemeanor	14	7	24	0	45
Non-aggravated Assault	193	106	339	0	638
Weapon	49	21	107	0	177
Offense Against Family	61	24	67	0	152
Narcotic	349	229	605	0	1,183
Liquor/Tobacco	10	4	19	0	33
Drunk - Alcohol/Drug	26	11	38	0	75
Disorderly Conduct	16	6	19	0	41
Vagrancy/Quality of Life	4	1	87	0	92
Gambling	0	1	1	0	2
Drunk Driving - Vehicle/Boat	6	37	69	0	112
Vehicle/Boating	107	353	684	0	1,144
Vandalism	186	120	334	0	640
Warrant	1	0	0	0	1
Receiving Stolen Property	2	2	3	0	7
Federal Offense Without Money	1	1	1	0	3
Federal Offense With Money	0	5	7	0	12
Felony, Miscellaneous	37	20	179	0	236
Misdemeanor, Miscellaneous	204	191	291	0	686
<b>SUBTOTAL</b>	<b>1,447</b>	<b>1,296</b>	<b>3,194</b>	<b>0</b>	<b>5,937</b>
<b>NONCRIMINAL INCIDENTS</b>					
Person Missing or Found	127	39	184	0	350
Juvenile, Noncriminal	175	60	248	0	483
Commitment	0	1	0	0	1
Miscellaneous, Noncriminal	1,452	885	2,991	0	5,328
Suicide and Attempt	8	2	17	0	27
Mentally Ill	142	106	262	0	510
Accident, Traffic - Vehicle/Boat	1	384	1,047	0	1,432
Accident, Miscellaneous	0	2	3	0	5
Person Dead	32	21	43	0	96
<b>SUBTOTAL</b>	<b>1,937</b>	<b>1,500</b>	<b>4,795</b>	<b>0</b>	<b>8,232</b>
<b>CALENDAR YEAR 2019</b>	<b>4,335</b>	<b>3,598</b>	<b>10,018</b>	<b>0</b>	<b>17,951</b>
<b>CALENDAR YEAR 2018</b>	<b>4,748</b>	<b>3,860</b>	<b>10,430</b>	<b>0</b>	<b>19,038</b>
<b>% CHANGE 2018 TO 2019</b>	<b>-9</b>	<b>-7</b>	<b>-4</b>	<b>N/C</b>	<b>-6</b>



**LOS ANGELES COUNTY SHERIFF'S DEPARTMENT  
2019 NORWALK SHERIFF'S STATION  
COMPARISON OF ARRESTS BY CITY/AREA**

	Unincorporated	City of La Mirada	City of Norwalk	Other	Total
<b>PART I CRIMES</b>					
Criminal Homicide	1	0	1	3	5
Rape	2	0	6	0	8
Robbery	12	14	43	1	70
Aggravated Assault	81	41	209	5	336
Burglary	13	6	40	1	60
Larceny Theft	18	38	88	0	144
Grand Theft Auto	32	17	43	0	92
Arson	2	0	0	0	2
<b>SUBTOTAL</b>	<b>161</b>	<b>116</b>	<b>430</b>	<b>10</b>	<b>717</b>
<b>PART II CRIMES</b>					
Forgery	1	4	3	1	9
Fraud and NSF Checks	3	4	8	1	16
Sex Offense, Felony	7	2	17	0	26
Sex Offense, Misdemeanor	1	2	14	0	17
Non-aggravated Assault	78	32	96	3	209
Weapon	45	19	82	3	149
Offense Against Family	31	14	45	0	90
Narcotic	473	344	745	9	1,571
Liquor/Tobacco	5	3	16	0	24
Drunk - Alcohol/Drug	25	14	39	0	78
Disorderly Conduct	5	0	167	0	172
Vagrancy/Quality of Life	0	6	1	0	7
Gambling	0	1	0	0	1
Drunk Driving - Vehicle/Boat	13	36	75	58	182
Vehicle/Boating	57	77	107	2	243
Vandalism	17	6	39	3	65
Warrant	611	491	988	6	2,096
Receiving Stolen Property	1	5	5	0	11
Federal Offense Without Money	0	0	3	0	3
Federal Offense With Money	0	0	0	0	0
Felony, Miscellaneous	29	16	63	6	114
Misdemeanor, Miscellaneous	65	74	111	1	251
<b>SUBTOTAL</b>	<b>1,467</b>	<b>1,150</b>	<b>2,624</b>	<b>93</b>	<b>5,334</b>
<b>NONCRIMINAL INCIDENTS</b>					
Person Missing or Found	0	0	0	0	0
Juvenile, Noncriminal	2	0	1	0	3
Commitment	0	0	0	0	0
Miscellaneous, Noncriminal	2	0	2	1	5
Suicide and Attempt	0	0	0	0	0
Mentally Ill	0	0	0	0	0
Accident, Traffic - Vehicle/Boat	0	0	0	0	0
Accident, Miscellaneous	0	0	0	0	0
Person Dead	0	0	0	0	0
<b>SUBTOTAL</b>	<b>4</b>	<b>0</b>	<b>3</b>	<b>1</b>	<b>8</b>
<b>CALENDAR YEAR 2019</b>	<b>1,632</b>	<b>1,266</b>	<b>3,057</b>	<b>104</b>	<b>6,059</b>
<b>CALENDAR YEAR 2018</b>	<b>1,929</b>	<b>1,022</b>	<b>2,519</b>	<b>122</b>	<b>5,592</b>
<b>% CHANGE 2018 TO 2019</b>	<b>-15</b>	<b>24</b>	<b>21</b>	<b>-15</b>	<b>8</b>

**LOS ANGELES COUNTY SHERIFF'S DEPARTMENT**  
**2019 NORWALK SHERIFF'S STATION**  
**COMPARISON OF ADULT ARRESTS BY CITY/AREA**

	Unincorporated	City of La Mirada	City of Norwalk	Other	Total
<b>PART I CRIMES</b>					
Criminal Homicide	1	0	1	2	4
Rape	2	0	6	0	8
Robbery	9	12	39	1	61
Aggravated Assault	79	41	200	5	325
Burglary	11	6	36	1	54
Larceny Theft	12	35	87	0	134
Grand Theft Auto	31	14	40	0	85
Arson	2	0	0	0	2
<b>SUBTOTAL</b>	<b>147</b>	<b>108</b>	<b>409</b>	<b>9</b>	<b>673</b>
<b>PART II CRIMES</b>					
Forgery	1	4	3	1	9
Fraud and NSF Checks	3	4	8	1	16
Sex Offense, Felony	7	2	16	0	25
Sex Offense, Misdemeanor	1	1	12	0	14
Non-aggravated Assault	77	28	86	3	194
Weapon	40	18	72	3	133
Offense Against Family	31	14	44	0	89
Narcotic	464	338	735	9	1,546
Liquor/Tobacco	4	3	16	0	23
Drunk - Alcohol/Drug	25	14	38	0	77
Disorderly Conduct	4	0	160	0	164
Vagrancy/Quality of Life	0	6	1	0	7
Gambling	0	1	0	0	1
Drunk Driving - Vehicle/Boat	13	36	75	58	182
Vehicle/Boating	57	77	106	2	242
Vandalism	14	6	30	3	53
Warrant	606	490	986	6	2,088
Receiving Stolen Property	1	5	5	0	11
Federal Offense Without Money	0	0	3	0	3
Federal Offense With Money	0	0	0	0	0
Felony, Miscellaneous	25	12	59	6	102
Misdemeanor, Miscellaneous	61	74	105	1	241
<b>SUBTOTAL</b>	<b>1,434</b>	<b>1,133</b>	<b>2,560</b>	<b>93</b>	<b>5,220</b>
<b>NONCRIMINAL INCIDENTS</b>					
Person Missing or Found	0	0	0	0	0
Juvenile, Noncriminal	0	0	0	0	0
Commitment	0	0	0	0	0
Miscellaneous, Noncriminal	2	0	1	1	4
Suicide and Attempt	0	0	0	0	0
Mentally Ill	0	0	0	0	0
Accident, Traffic - Vehicle/Boat	0	0	0	0	0
Accident, Miscellaneous	0	0	0	0	0
Person Dead	0	0	0	0	0
<b>SUBTOTAL</b>	<b>2</b>	<b>0</b>	<b>1</b>	<b>1</b>	<b>4</b>
<b>CALENDAR YEAR 2019</b>	<b>1,583</b>	<b>1,241</b>	<b>2,970</b>	<b>103</b>	<b>5,897</b>
<b>CALENDAR YEAR 2018</b>	<b>1,871</b>	<b>1,005</b>	<b>2,463</b>	<b>122</b>	<b>5,461</b>
<b>% CHANGE 2018 TO 2019</b>	<b>-15</b>	<b>23</b>	<b>21</b>	<b>-16</b>	<b>8</b>

**LOS ANGELES COUNTY SHERIFF'S DEPARTMENT  
2019 NORWALK SHERIFF'S STATION  
COMPARISON OF JUVENILE ARRESTS BY CITY/AREA**

	Unincorporated	City of La Mirada	City of Norwalk	Other	Total
<b>PART I CRIMES</b>					
Criminal Homicide	0	0	0	1	1
Rape	0	0	0	0	0
Robbery	3	2	4	0	9
Aggravated Assault	2	0	9	0	11
Burglary	2	0	4	0	6
Larceny Theft	6	3	1	0	10
Grand Theft Auto	1	3	3	0	7
Arson	0	0	0	0	0
<b>SUBTOTAL</b>	<b>14</b>	<b>8</b>	<b>21</b>	<b>1</b>	<b>44</b>
<b>PART II CRIMES</b>					
Forgery	0	0	0	0	0
Fraud and NSF Checks	0	0	0	0	0
Sex Offense, Felony	0	0	1	0	1
Sex Offense, Misdemeanor	0	1	2	0	3
Non-aggravated Assault	1	4	10	0	15
Weapon	5	1	10	0	16
Offense Against Family	0	0	1	0	1
Narcotic	9	6	10	0	25
Liquor/Tobacco	1	0	0	0	1
Drunk - Alcohol/Drug	0	0	1	0	1
Disorderly Conduct	1	0	7	0	8
Vagrancy/Quality of Life	0	0	0	0	0
Gambling	0	0	0	0	0
Drunk Driving - Vehicle/Boat	0	0	0	0	0
Vehicle/Boating	0	0	1	0	1
Vandalism	3	0	9	0	12
Warrant	5	1	2	0	8
Receiving Stolen Property	0	0	0	0	0
Federal Offense Without Money	0	0	0	0	0
Federal Offense With Money	0	0	0	0	0
Felony, Miscellaneous	4	4	4	0	12
Misdemeanor, Miscellaneous	4	0	6	0	10
<b>SUBTOTAL</b>	<b>33</b>	<b>17</b>	<b>64</b>	<b>0</b>	<b>114</b>
<b>NONCRIMINAL INCIDENTS</b>					
Person Missing or Found	0	0	0	0	0
Juvenile, Noncriminal	2	0	1	0	3
Commitment	0	0	0	0	0
Miscellaneous, Noncriminal	0	0	1	0	1
Suicide and Attempt	0	0	0	0	0
Mentally Ill	0	0	0	0	0
Accident, Traffic - Vehicle/Boat	0	0	0	0	0
Accident, Miscellaneous	0	0	0	0	0
Person Dead	0	0	0	0	0
<b>SUBTOTAL</b>	<b>2</b>	<b>0</b>	<b>2</b>	<b>0</b>	<b>4</b>
<b>CALENDAR YEAR 2019</b>	<b>49</b>	<b>25</b>	<b>87</b>	<b>1</b>	<b>162</b>
<b>CALENDAR YEAR 2018</b>	<b>58</b>	<b>17</b>	<b>56</b>	<b>0</b>	<b>131</b>
<b>% CHANGE 2018 TO 2019</b>	<b>-16</b>	<b>47</b>	<b>55</b>	<b>N/C</b>	<b>24</b>

**LOS ANGELES COUNTY SHERIFF'S DEPARTMENT  
2019 NORWALK SHERIFF'S STATION  
MALE ADULT ARRESTS BY AGE**

	18	19	20	21	22	23	24
<b>PART I CRIMES</b>							
Criminal Homicide	0	0	0	0	0	0	0
Rape	1	0	0	0	0	1	0
Robbery	3	0	1	3	4	0	3
Aggravated Assault	5	3	7	9	5	10	16
Burglary	0	1	1	3	0	3	3
Larceny Theft	1	0	4	1	3	2	2
Grand Theft Auto	4	0	0	2	4	3	3
Arson	0	0	0	0	0	0	0
<b>SUBTOTAL</b>	<b>14</b>	<b>4</b>	<b>13</b>	<b>18</b>	<b>16</b>	<b>19</b>	<b>27</b>
<b>PART II CRIMES</b>							
Forgery	0	1	0	2	0	0	0
Fraud and NSF Checks	0	0	0	0	0	0	0
Sex Offense, Felony	0	0	2	0	1	0	1
Sex Offense, Misdemeanor	1	0	0	2	1	0	0
Non-aggravated Assault	7	2	2	4	3	7	4
Weapon	6	2	4	6	4	1	5
Offense Against Family	1	1	1	1	1	7	2
Narcotic	18	11	22	23	16	24	44
Liquor/Tobacco	0	1	0	1	2	1	0
Drunk - Alcohol/Drug	0	0	0	2	2	4	1
Disorderly Conduct	0	0	0	0	0	3	1
Vagrancy/Quality of Life	0	0	0	1	0	0	1
Gambling	0	0	0	0	0	0	0
Drunk Driving - Vehicle/Boat	1	3	2	6	8	4	11
Vehicle/Boating	4	8	9	5	10	6	8
Vandalism	2	2	2	4	2	4	0
Warrant	9	13	17	32	32	36	50
Receiving Stolen Property	1	0	0	0	0	0	0
Federal Offense Without Money	0	0	0	0	0	0	0
Federal Offense With Money	0	0	0	0	0	0	0
Felony, Miscellaneous	4	3	3	2	1	4	5
Misdemeanor, Miscellaneous	2	4	5	4	2	10	10
<b>SUBTOTAL</b>	<b>56</b>	<b>51</b>	<b>69</b>	<b>95</b>	<b>85</b>	<b>111</b>	<b>143</b>
<b>NONCRIMINAL INCIDENTS</b>							
Person Missing or Found	0	0	0	0	0	0	0
Juvenile, Noncriminal	0	0	0	0	0	0	0
Commitment	0	0	0	0	0	0	0
Miscellaneous, Noncriminal	0	0	0	0	0	0	0
Suicide and Attempt	0	0	0	0	0	0	0
Mentally Ill	0	0	0	0	0	0	0
Accident, Traffic - Vehicle/Boat	0	0	0	0	0	0	0
Accident, Miscellaneous	0	0	0	0	0	0	0
Person Dead	0	0	0	0	0	0	0
<b>SUBTOTAL</b>	<b>0</b>	<b>0</b>	<b>0</b>	<b>0</b>	<b>0</b>	<b>0</b>	<b>0</b>
<b>GRAND TOTAL</b>	<b>70</b>	<b>55</b>	<b>82</b>	<b>113</b>	<b>101</b>	<b>130</b>	<b>170</b>

**LOS ANGELES COUNTY SHERIFF'S DEPARTMENT  
2019 NORWALK SHERIFF'S STATION  
MALE ADULT ARRESTS BY AGE**

	25-29	30-34	35-39	40-44	45-49	50+	Total
<b>PART I CRIMES</b>							
Criminal Homicide	2	1	0	0	0	1	4
Rape	2	1	1	0	1	1	8
Robbery	8	10	6	4	2	3	47
Aggravated Assault	49	42	32	25	16	30	249
Burglary	9	7	6	4	5	2	44
Larceny Theft	14	20	14	9	4	10	84
Grand Theft Auto	19	5	12	5	4	5	66
Arson	1	0	0	0	0	1	2
<b>SUBTOTAL</b>	<b>104</b>	<b>86</b>	<b>71</b>	<b>47</b>	<b>32</b>	<b>53</b>	<b>504</b>
<b>PART II CRIMES</b>							
Forgery	1	1	1	2	0	0	8
Fraud and NSF Checks	3	2	3	1	0	2	11
Sex Offense, Felony	2	4	0	4	4	7	25
Sex Offense, Misdemeanor	4	1	2	0	1	1	13
Non-aggravated Assault	21	35	26	7	5	26	149
Weapon	24	18	12	16	10	14	122
Offense Against Family	10	17	4	9	10	15	79
Narcotic	203	271	191	172	77	193	1,265
Liquor/Tobacco	2	2	2	1	2	4	18
Drunk - Alcohol/Drug	12	10	10	10	7	10	68
Disorderly Conduct	5	21	19	20	14	41	124
Vagrancy/Quality of Life	1	0	1	0	0	0	4
Gambling	0	0	0	0	1	0	1
Drunk Driving - Vehicle/Boat	32	17	24	17	7	22	154
Vehicle/Boating	39	17	24	19	15	29	193
Vandalism	6	10	6	4	1	4	47
Warrant	282	304	204	170	120	321	1,590
Receiving Stolen Property	0	4	2	0	0	0	7
Federal Offense Without Money	0	0	0	0	1	0	1
Federal Offense With Money	0	0	0	0	0	0	0
Felony, Miscellaneous	17	10	9	6	7	12	83
Misdemeanor, Miscellaneous	30	27	20	21	15	39	189
<b>SUBTOTAL</b>	<b>694</b>	<b>771</b>	<b>560</b>	<b>479</b>	<b>297</b>	<b>740</b>	<b>4,151</b>
<b>NONCRIMINAL INCIDENTS</b>							
Person Missing or Found	0	0	0	0	0	0	0
Juvenile, Noncriminal	0	0	0	0	0	0	0
Commitment	0	0	0	0	0	0	0
Miscellaneous, Noncriminal	0	1	0	0	2	1	4
Suicide and Attempt	0	0	0	0	0	0	0
Mentally Ill	0	0	0	0	0	0	0
Accident, Traffic - Vehicle/Boat	0	0	0	0	0	0	0
Accident, Miscellaneous	0	0	0	0	0	0	0
Person Dead	0	0	0	0	0	0	0
<b>SUBTOTAL</b>	<b>0</b>	<b>1</b>	<b>0</b>	<b>0</b>	<b>2</b>	<b>1</b>	<b>4</b>
<b>GRAND TOTAL</b>	<b>798</b>	<b>858</b>	<b>631</b>	<b>526</b>	<b>331</b>	<b>794</b>	<b>4,659</b>

**LOS ANGELES COUNTY SHERIFF'S DEPARTMENT  
2019 NORWALK SHERIFF'S STATION  
MALE JUVENILE ARRESTS BY AGE**

	0-10	11-12	13-14	15	16	17	Total
<b>PART I CRIMES</b>							
Criminal Homicide	0	0	0	0	0	1	1
Rape	0	0	0	0	0	0	0
Robbery	0	0	0	3	1	4	8
Aggravated Assault	0	0	0	4	3	2	9
Burglary	0	0	0	2	2	1	5
Larceny Theft	0	2	1	4	0	1	8
Grand Theft Auto	0	0	0	2	1	1	4
Arson	0	0	0	0	0	0	0
<b>SUBTOTAL</b>	<b>0</b>	<b>2</b>	<b>1</b>	<b>15</b>	<b>7</b>	<b>10</b>	<b>35</b>
<b>PART II CRIMES</b>							
Forgery	0	0	0	0	0	0	0
Fraud and NSF Checks	0	0	0	0	0	0	0
Sex Offense, Felony	0	0	0	1	0	0	1
Sex Offense, Misdemeanor	0	0	1	2	0	0	3
Non-aggravated Assault	0	0	2	0	3	3	8
Weapon	0	0	6	5	3	2	16
Offense Against Family	0	0	1	0	0	0	1
Narcotic	0	0	2	4	3	5	14
Liquor/Tobacco	0	0	0	0	0	0	0
Drunk - Alcohol/Drug	0	0	0	0	1	0	1
Disorderly Conduct	0	0	2	1	1	0	4
Vagrancy/Quality of Life	0	0	0	0	0	0	0
Gambling	0	0	0	0	0	0	0
Drunk Driving - Vehicle/Boat	0	0	0	0	0	0	0
Vehicle/Boating	0	0	0	0	1	0	1
Vandalism	0	0	1	2	6	2	11
Warrant	0	0	0	2	4	1	7
Receiving Stolen Property	0	0	0	0	0	0	0
Federal Offense Without Money	0	0	0	0	0	0	0
Federal Offense With Money	0	0	0	0	0	0	0
Felony, Miscellaneous	0	2	3	0	4	2	11
Misdemeanor, Miscellaneous	0	1	5	0	1	2	9
<b>SUBTOTAL</b>	<b>0</b>	<b>3</b>	<b>23</b>	<b>17</b>	<b>27</b>	<b>17</b>	<b>87</b>
<b>NONCRIMINAL INCIDENTS</b>							
Person Missing or Found	0	0	0	0	0	0	0
Juvenile, Noncriminal	0	0	0	0	0	1	1
Commitment	0	0	0	0	0	0	0
Miscellaneous, Noncriminal	0	0	0	0	1	0	1
Suicide and Attempt	0	0	0	0	0	0	0
Mentally Ill	0	0	0	0	0	0	0
Accident, Traffic - Vehicle/Boat	0	0	0	0	0	0	0
Accident, Miscellaneous	0	0	0	0	0	0	0
Person Dead	0	0	0	0	0	0	0
<b>SUBTOTAL</b>	<b>0</b>	<b>0</b>	<b>0</b>	<b>0</b>	<b>1</b>	<b>1</b>	<b>2</b>
<b>GRAND TOTAL</b>	<b>0</b>	<b>5</b>	<b>24</b>	<b>32</b>	<b>35</b>	<b>28</b>	<b>124</b>

**LOS ANGELES COUNTY SHERIFF'S DEPARTMENT  
2019 NORWALK SHERIFF'S STATION  
FEMALE ADULT ARRESTS BY AGE**

	18	19	20	21	22	23	24
<b>PART I CRIMES</b>							
Criminal Homicide	0	0	0	0	0	0	0
Rape	0	0	0	0	0	0	0
Robbery	0	1	1	1	0	0	1
Aggravated Assault	3	3	0	1	4	6	4
Burglary	0	1	1	0	0	0	0
Larceny Theft	1	2	0	1	2	3	1
Grand Theft Auto	0	0	0	0	0	0	1
Arson	0	0	0	0	0	0	0
<b>SUBTOTAL</b>	<b>4</b>	<b>7</b>	<b>2</b>	<b>3</b>	<b>6</b>	<b>9</b>	<b>7</b>
<b>PART II CRIMES</b>							
Forgery	0	0	0	0	0	0	0
Fraud and NSF Checks	0	1	0	0	0	0	0
Sex Offense, Felony	0	0	0	0	0	0	0
Sex Offense, Misdemeanor	0	0	0	1	0	0	0
Non-aggravated Assault	0	1	1	2	3	2	2
Weapon	0	0	1	0	1	0	1
Offense Against Family	0	0	0	0	0	1	0
Narcotic	2	8	3	4	9	10	8
Liquor/Tobacco	0	0	1	0	0	1	0
Drunk - Alcohol/Drug	0	0	0	0	0	0	3
Disorderly Conduct	0	1	0	0	0	0	0
Vagrancy/Quality of Life	0	0	0	0	0	0	0
Gambling	0	0	0	0	0	0	0
Drunk Driving - Vehicle/Boat	1	0	0	0	0	2	1
Vehicle/Boating	1	1	0	3	2	2	3
Vandalism	0	0	0	0	0	1	0
Warrant	3	5	3	3	12	11	8
Receiving Stolen Property	0	0	1	0	0	2	1
Federal Offense Without Money	0	1	0	0	0	1	0
Federal Offense With Money	0	0	0	0	0	0	0
Felony, Miscellaneous	0	1	0	0	0	0	1
Misdemeanor, Miscellaneous	2	0	0	3	0	1	0
<b>SUBTOTAL</b>	<b>9</b>	<b>19</b>	<b>10</b>	<b>16</b>	<b>27</b>	<b>34</b>	<b>28</b>
<b>NONCRIMINAL INCIDENTS</b>							
Person Missing or Found	0	0	0	0	0	0	0
Juvenile, Noncriminal	0	0	0	0	0	0	0
Commitment	0	0	0	0	0	0	0
Miscellaneous, Noncriminal	0	0	0	0	0	0	0
Suicide and Attempt	0	0	0	0	0	0	0
Mentally Ill	0	0	0	0	0	0	0
Accident, Traffic - Vehicle/Boat	0	0	0	0	0	0	0
Accident, Miscellaneous	0	0	0	0	0	0	0
Person Dead	0	0	0	0	0	0	0
<b>SUBTOTAL</b>	<b>0</b>	<b>0</b>	<b>0</b>	<b>0</b>	<b>0</b>	<b>0</b>	<b>0</b>
<b>GRAND TOTAL</b>	<b>13</b>	<b>26</b>	<b>12</b>	<b>19</b>	<b>33</b>	<b>43</b>	<b>35</b>



**LOS ANGELES COUNTY SHERIFF'S DEPARTMENT  
2019 NORWALK SHERIFF'S STATION  
FEMALE ADULT ARRESTS BY AGE**

	25-29	30-34	35-39	40-44	45-49	50+	Total
<b>PART I CRIMES</b>							
Criminal Homicide	0	0	0	0	0	0	0
Rape	0	0	0	0	0	0	0
Robbery	4	5	0	0	0	1	14
Aggravated Assault	16	8	13	9	2	6	75
Burglary	1	5	1	0	1	0	10
Larceny Theft	11	6	6	5	0	11	49
Grand Theft Auto	8	5	2	2	1	0	19
Arson	0	0	0	0	0	0	0
<b>SUBTOTAL</b>	<b>40</b>	<b>29</b>	<b>22</b>	<b>16</b>	<b>4</b>	<b>18</b>	<b>167</b>
<b>PART II CRIMES</b>							
Forgery	1	0	0	0	0	0	1
Fraud and NSF Checks	2	0	0	2	0	0	5
Sex Offense, Felony	0	0	0	0	0	0	0
Sex Offense, Misdemeanor	0	0	0	0	0	0	1
Non-aggravated Assault	11	6	2	4	4	6	44
Weapon	6	1	0	0	0	1	11
Offense Against Family	2	1	4	1	1	0	10
Narcotic	62	54	46	26	14	35	281
Liquor/Tobacco	0	0	2	0	1	0	5
Drunk - Alcohol/Drug	0	1	1	1	0	3	9
Disorderly Conduct	4	7	2	2	9	14	39
Vagrancy/Quality of Life	0	2	0	0	0	1	3
Gambling	0	0	0	0	0	0	0
Drunk Driving - Vehicle/Boat	10	4	6	1	1	2	28
Vehicle/Boating	8	10	4	4	5	6	49
Vandalism	0	0	2	1	1	1	6
Warrant	91	85	81	66	55	75	498
Receiving Stolen Property	0	0	0	0	0	0	4
Federal Offense Without Money	0	0	0	0	0	0	2
Federal Offense With Money	0	0	0	0	0	0	0
Felony, Miscellaneous	2	5	3	4	0	3	19
Misdemeanor, Miscellaneous	5	8	11	5	2	15	52
<b>SUBTOTAL</b>	<b>204</b>	<b>184</b>	<b>164</b>	<b>117</b>	<b>93</b>	<b>162</b>	<b>1,067</b>
<b>NONCRIMINAL INCIDENTS</b>							
Person Missing or Found	0	0	0	0	0	0	0
Juvenile, Noncriminal	0	0	0	0	0	0	0
Commitment	0	0	0	0	0	0	0
Miscellaneous, Noncriminal	0	0	0	0	0	0	0
Suicide and Attempt	0	0	0	0	0	0	0
Mentally Ill	0	0	0	0	0	0	0
Accident, Traffic - Vehicle/Boat	0	0	0	0	0	0	0
Accident, Miscellaneous	0	0	0	0	0	0	0
Person Dead	0	0	0	0	0	0	0
<b>SUBTOTAL</b>	<b>0</b>	<b>0</b>	<b>0</b>	<b>0</b>	<b>0</b>	<b>0</b>	<b>0</b>
<b>GRAND TOTAL</b>	<b>244</b>	<b>213</b>	<b>186</b>	<b>133</b>	<b>97</b>	<b>180</b>	<b>1,234</b>

**LOS ANGELES COUNTY SHERIFF'S DEPARTMENT  
2019 NORWALK SHERIFF'S STATION  
FEMALE JUVENILE ARRESTS BY AGE**

	0-10	11-12	13-14	15	16	17	Total
<b>PART I CRIMES</b>							
Criminal Homicide	0	0	0	0	0	0	0
Rape	0	0	0	0	0	0	0
Robbery	0	0	0	0	1	0	1
Aggravated Assault	0	0	0	0	2	0	2
Burglary	0	0	1	0	0	0	1
Larceny Theft	0	1	0	0	0	1	2
Grand Theft Auto	0	0	2	0	1	0	3
Arson	0	0	0	0	0	0	0
<b>SUBTOTAL</b>	<b>0</b>	<b>1</b>	<b>3</b>	<b>0</b>	<b>4</b>	<b>1</b>	<b>9</b>
<b>PART II CRIMES</b>							
Forgery	0	0	0	0	0	0	0
Fraud and NSF Checks	0	0	0	0	0	0	0
Sex Offense, Felony	0	0	0	0	0	0	0
Sex Offense, Misdemeanor	0	0	0	0	0	0	0
Non-aggravated Assault	0	1	4	2	0	0	7
Weapon	0	0	0	0	0	0	0
Offense Against Family	0	0	0	0	0	0	0
Narcotic	0	1	8	0	1	1	11
Liquor/Tobacco	0	0	1	0	0	0	1
Drunk - Alcohol/Drug	0	0	0	0	0	0	0
Disorderly Conduct	0	0	4	0	0	0	4
Vagrancy/Quality of Life	0	0	0	0	0	0	0
Gambling	0	0	0	0	0	0	0
Drunk Driving - Vehicle/Boat	0	0	0	0	0	0	0
Vehicle/Boating	0	0	0	0	0	0	0
Vandalism	0	0	0	0	1	0	1
Warrant	0	0	0	0	1	0	1
Receiving Stolen Property	0	0	0	0	0	0	0
Federal Offense Without Money	0	0	0	0	0	0	0
Federal Offense With Money	0	0	0	0	0	0	0
Felony, Miscellaneous	0	0	0	1	0	0	1
Misdemeanor, Miscellaneous	0	0	0	0	0	1	1
<b>SUBTOTAL</b>	<b>0</b>	<b>2</b>	<b>17</b>	<b>3</b>	<b>3</b>	<b>2</b>	<b>27</b>
<b>NONCRIMINAL INCIDENTS</b>							
Person Missing or Found	0	0	0	0	0	0	0
Juvenile, Noncriminal	0	0	2	0	0	0	2
Commitment	0	0	0	0	0	0	0
Miscellaneous, Noncriminal	0	0	0	0	0	0	0
Suicide and Attempt	0	0	0	0	0	0	0
Mentally Ill	0	0	0	0	0	0	0
Accident, Traffic - Vehicle/Boat	0	0	0	0	0	0	0
Accident, Miscellaneous	0	0	0	0	0	0	0
Person Dead	0	0	0	0	0	0	0
<b>SUBTOTAL</b>	<b>0</b>	<b>0</b>	<b>2</b>	<b>0</b>	<b>0</b>	<b>0</b>	<b>2</b>
<b>GRAND TOTAL</b>	<b>0</b>	<b>3</b>	<b>22</b>	<b>3</b>	<b>7</b>	<b>3</b>	<b>38</b>

LOS ANGELES COUNTY SHERIFF'S DEPARTMENT  
**2019 NORWALK SHERIFF'S STATION - UNINCORPORATED AREA**  
**INCIDENT AND ARREST SUMMARY**

	Reported Incidents	Adults Arrested	Juveniles Arrested	Total Arrested
<b>PART I CRIMES</b>				
Criminal Homicide	2	1	0	1
Rape	19	2	0	2
Robbery	37	9	3	12
Aggravated Assault	126	79	2	81
Burglary	116	11	2	13
Larceny Theft	395	12	6	18
Grand Theft Auto	241	31	1	32
Arson	15	2	0	2
<b>SUBTOTAL</b>	<b>951</b>	<b>147</b>	<b>14</b>	<b>161</b>
<b>PART II CRIMES</b>				
Forgery	29	1	0	1
Fraud and NSF Checks	123	3	0	3
Sex Offense, Felony	29	7	0	7
Sex Offense, Misdemeanor	14	1	0	1
Non-aggravated Assault	193	77	1	78
Weapon	49	40	5	45
Offense Against Family	61	31	0	31
Narcotic	349	464	9	473
Liquor/Tobacco	10	4	1	5
Drunk - Alcohol/Drug	26	25	0	25
Disorderly Conduct	16	4	1	5
Vagrancy/Quality of Life	4	0	0	0
Gambling	0	0	0	0
Drunk Driving - Vehicle/Boat	6	13	0	13
Vehicle/Boating	107	57	0	57
Vandalism	186	14	3	17
Warrant	1	606	5	611
Receiving Stolen Property	2	1	0	1
Federal Offense Without Money	1	0	0	0
Federal Offense With Money	0	0	0	0
Felony, Miscellaneous	37	25	4	29
Misdemeanor, Miscellaneous	204	61	4	65
<b>SUBTOTAL</b>	<b>1,447</b>	<b>1,434</b>	<b>33</b>	<b>1,467</b>
<b>NONCRIMINAL INCIDENTS</b>				
Person Missing or Found	127	0	0	0
Juvenile, Noncriminal	175	0	2	2
Commitment	0	0	0	0
Miscellaneous, Noncriminal	1,452	2	0	2
Suicide and Attempt	8	0	0	0
Mentally Ill	142	0	0	0
Accident, Traffic - Vehicle/Boat	1	0	0	0
Accident, Miscellaneous	0	0	0	0
Person Dead	32	0	0	0
<b>SUBTOTAL</b>	<b>1,937</b>	<b>2</b>	<b>2</b>	<b>4</b>
<b>CALENDAR YEAR 2019</b>	<b>4,335</b>	<b>1,583</b>	<b>49</b>	<b>1,632</b>
<b>CALENDAR YEAR 2018</b>	<b>4,748</b>	<b>1,871</b>	<b>58</b>	<b>1,929</b>
<b>% CHANGE 2018 TO 2019</b>	<b>-9</b>	<b>-15</b>	<b>-16</b>	<b>-15</b>

**LOS ANGELES COUNTY SHERIFF'S DEPARTMENT**  
**2019 NORWALK SHERIFF'S STATION - CITY OF LA MIRADA**  
**INCIDENT AND ARREST SUMMARY**

	Reported Incidents	Adults Arrested	Juveniles Arrested	Total Arrested
<b>PART I CRIMES</b>				
Criminal Homicide	0	0	0	0
Rape	8	0	0	0
Robbery	28	12	2	14
Aggravated Assault	53	41	0	41
Burglary	145	6	0	6
Larceny Theft	472	35	3	38
Grand Theft Auto	93	14	3	17
Arson	3	0	0	0
<b>SUBTOTAL</b>	<b>802</b>	<b>108</b>	<b>8</b>	<b>116</b>
<b>PART II CRIMES</b>				
Forgery	33	4	0	4
Fraud and NSF Checks	117	4	0	4
Sex Offense, Felony	7	2	0	2
Sex Offense, Misdemeanor	7	1	1	2
Non-aggravated Assault	106	28	4	32
Weapon	21	18	1	19
Offense Against Family	24	14	0	14
Narcotic	229	338	6	344
Liquor/Tobacco	4	3	0	3
Drunk - Alcohol/Drug	11	14	0	14
Disorderly Conduct	6	0	0	0
Vagrancy/Quality of Life	1	6	0	6
Gambling	1	1	0	1
Drunk Driving - Vehicle/Boat	37	36	0	36
Vehicle/Boating	353	77	0	77
Vandalism	120	6	0	6
Warrant	0	490	1	491
Receiving Stolen Property	2	5	0	5
Federal Offense Without Money	1	0	0	0
Federal Offense With Money	5	0	0	0
Felony, Miscellaneous	20	12	4	16
Misdemeanor, Miscellaneous	191	74	0	74
<b>SUBTOTAL</b>	<b>1,296</b>	<b>1,133</b>	<b>17</b>	<b>1,150</b>
<b>NONCRIMINAL INCIDENTS</b>				
Person Missing or Found	39	0	0	0
Juvenile, Noncriminal	60	0	0	0
Commitment	1	0	0	0
Miscellaneous, Noncriminal	885	0	0	0
Suicide and Attempt	2	0	0	0
Mentally Ill	106	0	0	0
Accident, Traffic - Vehicle/Boat	384	0	0	0
Accident, Miscellaneous	2	0	0	0
Person Dead	21	0	0	0
<b>SUBTOTAL</b>	<b>1,500</b>	<b>0</b>	<b>0</b>	<b>0</b>
<b>CALENDAR YEAR 2019</b>	<b>3,598</b>	<b>1,241</b>	<b>25</b>	<b>1,266</b>
<b>CALENDAR YEAR 2018</b>	<b>3,860</b>	<b>1,005</b>	<b>17</b>	<b>1,022</b>
<b>% CHANGE 2018 TO 2019</b>	<b>-7</b>	<b>23</b>	<b>47</b>	<b>24</b>

**LOS ANGELES COUNTY SHERIFF'S DEPARTMENT**  
**2019 NORWALK SHERIFF'S STATION - CITY OF NORWALK**  
**INCIDENT AND ARREST SUMMARY**

	Reported Incidents	Adults Arrested	Juveniles Arrested	Total Arrested
<b>PART I CRIMES</b>				
Criminal Homicide	5	1	0	1
Rape	23	6	0	6
Robbery	138	39	4	43
Aggravated Assault	270	200	9	209
Burglary	343	36	4	40
Larceny Theft	925	87	1	88
Grand Theft Auto	307	40	3	43
Arson	18	0	0	0
<b>SUBTOTAL</b>	<b>2,029</b>	<b>409</b>	<b>21</b>	<b>430</b>
<b>PART II CRIMES</b>				
Forgery	49	3	0	3
Fraud and NSF Checks	224	8	0	8
Sex Offense, Felony	47	16	1	17
Sex Offense, Misdemeanor	24	12	2	14
Non-aggravated Assault	339	86	10	96
Weapon	107	72	10	82
Offense Against Family	67	44	1	45
Narcotic	605	735	10	745
Liquor/Tobacco	19	16	0	16
Drunk - Alcohol/Drug	38	38	1	39
Disorderly Conduct	19	160	7	167
Vagrancy/Quality of Life	87	1	0	1
Gambling	1	0	0	0
Drunk Driving - Vehicle/Boat	69	75	0	75
Vehicle/Boating	684	106	1	107
Vandalism	334	30	9	39
Warrant	0	986	2	988
Receiving Stolen Property	3	5	0	5
Federal Offense Without Money	1	3	0	3
Federal Offense With Money	7	0	0	0
Felony, Miscellaneous	179	59	4	63
Misdemeanor, Miscellaneous	291	105	6	111
<b>SUBTOTAL</b>	<b>3,194</b>	<b>2,560</b>	<b>64</b>	<b>2,624</b>
<b>NONCRIMINAL INCIDENTS</b>				
Person Missing or Found	184	0	0	0
Juvenile, Noncriminal	248	0	1	1
Commitment	0	0	0	0
Miscellaneous, Noncriminal	2,991	1	1	2
Suicide and Attempt	17	0	0	0
Mentally Ill	262	0	0	0
Accident, Traffic - Vehicle/Boat	1,047	0	0	0
Accident, Miscellaneous	3	0	0	0
Person Dead	43	0	0	0
<b>SUBTOTAL</b>	<b>4,795</b>	<b>1</b>	<b>2</b>	<b>3</b>
<b>CALENDAR YEAR 2019</b>	<b>10,018</b>	<b>2,970</b>	<b>87</b>	<b>3,057</b>
<b>CALENDAR YEAR 2018</b>	<b>10,430</b>	<b>2,463</b>	<b>56</b>	<b>2,519</b>
<b>% CHANGE 2018 TO 2019</b>	<b>-4</b>	<b>21</b>	<b>55</b>	<b>21</b>

**LOS ANGELES COUNTY SHERIFF'S DEPARTMENT**  
**2019 NORWALK SHERIFF'S STATION - OTHER**  
**INCIDENT AND ARREST SUMMARY**

	Reported Incidents	Adults Arrested	Juveniles Arrested	Total Arrested
<b>PART I CRIMES</b>				
Criminal Homicide	0	2	1	3
Rape	0	0	0	0
Robbery	0	1	0	1
Aggravated Assault	0	5	0	5
Burglary	0	1	0	1
Larceny Theft	0	0	0	0
Grand Theft Auto	0	0	0	0
Arson	0	0	0	0
<b>SUBTOTAL</b>	<b>0</b>	<b>9</b>	<b>1</b>	<b>10</b>
<b>PART II CRIMES</b>				
Forgery	0	1	0	1
Fraud and NSF Checks	0	1	0	1
Sex Offense, Felony	0	0	0	0
Sex Offense, Misdemeanor	0	0	0	0
Non-aggravated Assault	0	3	0	3
Weapon	0	3	0	3
Offense Against Family	0	0	0	0
Narcotic	0	9	0	9
Liquor/Tobacco	0	0	0	0
Drunk - Alcohol/Drug	0	0	0	0
Disorderly Conduct	0	0	0	0
Vagrancy/Quality of Life	0	0	0	0
Gambling	0	0	0	0
Drunk Driving - Vehicle/Boat	0	58	0	58
Vehicle/Boating	0	2	0	2
Vandalism	0	3	0	3
Warrant	0	6	0	6
Receiving Stolen Property	0	0	0	0
Federal Offense Without Money	0	0	0	0
Federal Offense With Money	0	0	0	0
Felony, Miscellaneous	0	6	0	6
Misdemeanor, Miscellaneous	0	1	0	1
<b>SUBTOTAL</b>	<b>0</b>	<b>93</b>	<b>0</b>	<b>93</b>
<b>NONCRIMINAL INCIDENTS</b>				
Person Missing or Found	0	0	0	0
Juvenile, Noncriminal	0	0	0	0
Commitment	0	0	0	0
Miscellaneous, Noncriminal	0	1	0	1
Suicide and Attempt	0	0	0	0
Mentally Ill	0	0	0	0
Accident, Traffic - Vehicle/Boat	0	0	0	0
Accident, Miscellaneous	0	0	0	0
Person Dead	0	0	0	0
<b>SUBTOTAL</b>	<b>0</b>	<b>1</b>	<b>0</b>	<b>1</b>
<b>CALENDAR YEAR 2019</b>	<b>0</b>	<b>103</b>	<b>1</b>	<b>104</b>
<b>CALENDAR YEAR 2018</b>	<b>0</b>	<b>122</b>	<b>0</b>	<b>122</b>
<b>% CHANGE 2018 TO 2019</b>	<b>N/C</b>	<b>-16</b>	<b>N/C</b>	<b>-15</b>



[illegible]



**LOS ANGELES COUNTY SHERIFF'S DEPARTMENT  
2019 PICO RIVERA SHERIFF'S STATION  
SYNOPSIS**

	Calendar Year 2018	Calendar Year 2019	Percent Change (%)	Crime Rate Per 10,000 Population	
				2018	2019

**TOTAL REPORTED INCIDENTS**

8,693

8,924

3

**PART I CRIMES**

1,874

1,862

-1

195.42

194.72

Criminal Homicide	8	5	-38	0.83	0.52
Rape	16	25	56	1.67	2.61
Robbery	94	89	-5	9.80	9.31
Aggravated Assault	192	237	23	20.02	24.78
Burglary	310	277	-11	32.33	28.97
Larceny Theft	814	824	1	84.88	86.17
Grand Theft Auto	430	389	-10	44.84	40.68
Arson	10	16	60	1.04	1.67

**PART II CRIMES**

2,980

2,988

0

310.75

312.47

**NONCRIMINAL INCIDENTS**

3,839

4,074

6

**TOTAL ARRESTS**

3,855

4,394

14

Adult Arrests	3,804	4,363	15		
Juvenile Arrests	51	31	-39		

**PART I CRIMES STOLEN AND  
RECOVERED PROPERTY  
AMOUNT**

Stolen Property*	\$4,768,941	\$4,093,211	-14		
Recovered Property	\$2,957,621	\$2,219,282	-25		
Percent Recovered (%)	62	54			

	Area in Square Miles 2019	Population 2019	Crime Rate Per 10,000 Population Part I Crimes		Percent Change (%)
			2018	2019	

**TOTAL AREA**

13.36

95,626

195.42

194.72

0

Unincorporated	4.48	31,677	151.08	176.79	17
City of Pico Rivera	8.88	63,950	217.25	203.6	-6

**LOS ANGELES COUNTY SHERIFF'S DEPARTMENT  
2019 PICO RIVERA SHERIFF'S STATION  
INCIDENT AND ARREST SUMMARY**

	Reported Incidents	Adults Arrested	Juveniles Arrested	Total Arrested
<b>PART I CRIMES</b>				
Criminal Homicide	5	3	0	3
Rape	25	5	1	6
Robbery	89	24	3	27
Aggravated Assault	237	154	5	159
Burglary	277	29	0	29
Larceny Theft	824	72	4	76
Grand Theft Auto	389	49	3	52
Arson	16	1	0	1
<b>SUBTOTAL</b>	<b>1,862</b>	<b>337</b>	<b>16</b>	<b>353</b>
<b>PART II CRIMES</b>				
Forgery	27	7	0	7
Fraud and NSF Checks	170	9	0	9
Sex Offense, Felony	55	16	0	16
Sex Offense, Misdemeanor	24	19	2	21
Non-aggravated Assault	329	108	1	109
Weapon	112	115	5	120
Offense Against Family	73	46	0	46
Narcotic	492	874	1	875
Liquor/Tobacco	113	4	0	4
Drunk - Alcohol/Drug	69	76	0	76
Disorderly Conduct	21	29	0	29
Vagrancy/Quality of Life	47	78	0	78
Gambling	0	0	0	0
Drunk Driving - Vehicle/Boat	42	71	0	71
Vehicle/Boating	503	56	1	57
Vandalism	264	26	0	26
Warrant	4	2,155	2	2,157
Receiving Stolen Property	9	18	0	18
Federal Offense Without Money	0	0	0	0
Federal Offense With Money	1	2	0	2
Felony, Miscellaneous	89	27	1	28
Misdemeanor, Miscellaneous	544	287	0	287
<b>SUBTOTAL</b>	<b>2,988</b>	<b>4,023</b>	<b>13</b>	<b>4,036</b>
<b>NONCRIMINAL INCIDENTS</b>				
Person Missing or Found	324	0	0	0
Juvenile, Noncriminal	249	1	1	2
Commitment	0	0	0	0
Miscellaneous, Noncriminal	2,578	2	1	3
Suicide and Attempt	12	0	0	0
Mentally Ill	233	0	0	0
Accident, Traffic - Vehicle/Boat	638	0	0	0
Accident, Miscellaneous	0	0	0	0
Person Dead	40	0	0	0
<b>SUBTOTAL</b>	<b>4,074</b>	<b>3</b>	<b>2</b>	<b>5</b>
<b>CALENDAR YEAR 2019</b>	<b>8,924</b>	<b>4,363</b>	<b>31</b>	<b>4,394</b>
<b>CALENDAR YEAR 2018</b>	<b>8,693</b>	<b>3,804</b>	<b>51</b>	<b>3,855</b>
<b>% CHANGE 2018 TO 2019</b>	<b>3</b>	<b>15</b>	<b>-39</b>	<b>14</b>

**LOS ANGELES COUNTY SHERIFF'S DEPARTMENT  
2019 PICO RIVERA SHERIFF'S STATION  
PART I ACTUAL OFFENSES\* CLEARED**

	Station Total	Unincorporated	City of Pico Rivera
<b>Criminal Homicide</b>	<b>4</b>	<b>1</b>	<b>3</b>
Number Cleared	1	1	0
Percent Cleared (%)	25	100	0
<b>Rape</b>	<b>25</b>	<b>9</b>	<b>16</b>
Number Cleared	16	5	11
Percent Cleared (%)	64	56	69
<b>Robbery</b>	<b>89</b>	<b>22</b>	<b>67</b>
Number Cleared	44	10	34
Percent Cleared (%)	49	45	51
<b>Aggravated Assault</b>	<b>236</b>	<b>88</b>	<b>148</b>
Number Cleared	158	59	99
Percent Cleared (%)	67	67	67
<b>Burglary</b>	<b>275</b>	<b>77</b>	<b>198</b>
Number Cleared	35	9	26
Percent Cleared (%)	13	12	13
<b>Larceny Theft</b>	<b>823</b>	<b>242</b>	<b>581</b>
Number Cleared	113	18	95
Percent Cleared (%)	14	7	16
<b>Grand Theft Auto</b>	<b>388</b>	<b>115</b>	<b>273</b>
Number Cleared	42	12	30
Percent Cleared (%)	11	10	11
<b>Arson</b>	<b>16</b>	<b>5</b>	<b>11</b>
Number Cleared	1	0	1
Percent Cleared (%)	6	0	9
<b>TOTAL PART I OFFENSES</b>	<b>1,856</b>	<b>559</b>	<b>1,297</b>
Number Cleared	<b>410</b>	<b>114</b>	<b>296</b>
Percent Cleared (%)	<b>22</b>	<b>20</b>	<b>23</b>

\* Actual offenses (unfounded not included)

**LOS ANGELES COUNTY SHERIFF'S DEPARTMENT**  
**2019 PICO RIVERA SHERIFF'S STATION**  
**COMPARISON OF INCIDENTS BY CITY/AREA**

	Unincorporated	City of Pico Rivera	Other	Total
<b>PART I CRIMES</b>				
Criminal Homicide	2	3	0	5
Rape	9	16	0	25
Robbery	22	67	0	89
Aggravated Assault	88	149	0	237
Burglary	77	200	0	277
Larceny Theft	242	582	0	824
Grand Theft Auto	115	274	0	389
Arson	5	11	0	16
<b>SUBTOTAL</b>	<b>560</b>	<b>1,302</b>	<b>0</b>	<b>1,862</b>
<b>PART II CRIMES</b>				
Forgery	4	23	0	27
Fraud and NSF Checks	55	115	0	170
Sex Offense, Felony	16	39	0	55
Sex Offense, Misdemeanor	10	14	0	24
Non-aggravated Assault	97	232	0	329
Weapon	41	71	0	112
Offense Against Family	18	55	0	73
Narcotic	245	247	0	492
Liquor/Tobacco	31	82	0	113
Drunk - Alcohol/Drug	20	49	0	69
Disorderly Conduct	12	9	0	21
Vagrancy/Quality of Life	19	28	0	47
Gambling	0	0	0	0
Drunk Driving - Vehicle/Boat	3	39	0	42
Vehicle/Boating	63	440	0	503
Vandalism	85	179	0	264
Warrant	2	2	0	4
Receiving Stolen Property	2	7	0	9
Federal Offense Without Money	0	0	0	0
Federal Offense With Money	0	1	0	1
Felony, Miscellaneous	20	69	0	89
Misdemeanor, Miscellaneous	213	331	0	544
<b>SUBTOTAL</b>	<b>956</b>	<b>2,032</b>	<b>0</b>	<b>2,988</b>
<b>NONCRIMINAL INCIDENTS</b>				
Person Missing or Found	57	267	0	324
Juvenile, Noncriminal	84	165	0	249
Commitment	0	0	0	0
Miscellaneous, Noncriminal	707	1,871	0	2,578
Suicide and Attempt	1	11	0	12
Mentally Ill	82	151	0	233
Accident, Traffic - Vehicle/Boat	3	635	0	638
Accident, Miscellaneous	0	0	0	0
Person Dead	9	31	0	40
<b>SUBTOTAL</b>	<b>943</b>	<b>3,131</b>	<b>0</b>	<b>4,074</b>
<b>CALENDAR YEAR 2019</b>	<b>2,459</b>	<b>6,465</b>	<b>0</b>	<b>8,924</b>
<b>CALENDAR YEAR 2018</b>	<b>2,222</b>	<b>6,471</b>	<b>0</b>	<b>8,693</b>
<b>% CHANGE 2018 TO 2019</b>	<b>11</b>	<b>0</b>	<b>N/C</b>	<b>3</b>

**LOS ANGELES COUNTY SHERIFF'S DEPARTMENT**  
**2019 PICO RIVERA SHERIFF'S STATION**  
**COMPARISON OF ARRESTS BY CITY/AREA**

	Unincorporated	City of Pico Rivera	Other	Total
<b>PART I CRIMES</b>				
Criminal Homicide	1	2	0	3
Rape	2	4	0	6
Robbery	5	20	2	27
Aggravated Assault	46	111	2	159
Burglary	8	21	0	29
Larceny Theft	3	69	4	76
Grand Theft Auto	14	35	3	52
Arson	0	1	0	1
<b>SUBTOTAL</b>	<b>79</b>	<b>263</b>	<b>11</b>	<b>353</b>
<b>PART II CRIMES</b>				
Forgery	2	4	1	7
Fraud and NSF Checks	1	5	3	9
Sex Offense, Felony	2	14	0	16
Sex Offense, Misdemeanor	3	18	0	21
Non-aggravated Assault	30	79	0	109
Weapon	42	70	8	120
Offense Against Family	8	38	0	46
Narcotic	435	430	10	875
Liquor/Tobacco	0	4	0	4
Drunk - Alcohol/Drug	22	53	1	76
Disorderly Conduct	19	10	0	29
Vagrancy/Quality of Life	18	60	0	78
Gambling	0	0	0	0
Drunk Driving - Vehicle/Boat	6	42	23	71
Vehicle/Boating	22	33	2	57
Vandalism	9	14	3	26
Warrant	888	1,259	10	2,157
Receiving Stolen Property	8	10	0	18
Federal Offense Without Money	0	0	0	0
Federal Offense With Money	0	0	2	2
Felony, Miscellaneous	8	19	1	28
Misdemeanor, Miscellaneous	83	204	0	287
<b>SUBTOTAL</b>	<b>1,606</b>	<b>2,366</b>	<b>64</b>	<b>4,036</b>
<b>NONCRIMINAL INCIDENTS</b>				
Person Missing or Found	0	0	0	0
Juvenile, Noncriminal	1	1	0	2
Commitment	0	0	0	0
Miscellaneous, Noncriminal	1	2	0	3
Suicide and Attempt	0	0	0	0
Mentally Ill	0	0	0	0
Accident, Traffic - Vehicle/Boat	0	0	0	0
Accident, Miscellaneous	0	0	0	0
Person Dead	0	0	0	0
<b>SUBTOTAL</b>	<b>2</b>	<b>3</b>	<b>0</b>	<b>5</b>
<b>CALENDAR YEAR 2019</b>	<b>1,687</b>	<b>2,632</b>	<b>75</b>	<b>4,394</b>
<b>CALENDAR YEAR 2018</b>	<b>1,399</b>	<b>2,378</b>	<b>78</b>	<b>3,855</b>
<b>% CHANGE 2018 TO 2019</b>	<b>21</b>	<b>11</b>	<b>-4</b>	<b>14</b>

**LOS ANGELES COUNTY SHERIFF'S DEPARTMENT**  
**2019 PICO RIVERA SHERIFF'S STATION**  
**COMPARISON OF ADULT ARRESTS BY CITY/AREA**

	Unincorporated	City of Pico Rivera	Other	Total
<b>PART I CRIMES</b>				
Criminal Homicide	1	2	0	3
Rape	2	3	0	5
Robbery	4	18	2	24
Aggravated Assault	44	108	2	154
Burglary	8	21	0	29
Larceny Theft	3	65	4	72
Grand Theft Auto	14	32	3	49
Arson	0	1	0	1
<b>SUBTOTAL</b>	<b>76</b>	<b>250</b>	<b>11</b>	<b>337</b>
<b>PART II CRIMES</b>				
Forgery	2	4	1	7
Fraud and NSF Checks	1	5	3	9
Sex Offense, Felony	2	14	0	16
Sex Offense, Misdemeanor	1	18	0	19
Non-aggravated Assault	29	79	0	108
Weapon	41	66	8	115
Offense Against Family	8	38	0	46
Narcotic	435	429	10	874
Liquor/Tobacco	0	4	0	4
Drunk - Alcohol/Drug	22	53	1	76
Disorderly Conduct	19	10	0	29
Vagrancy/Quality of Life	18	60	0	78
Gambling	0	0	0	0
Drunk Driving - Vehicle/Boat	6	42	23	71
Vehicle/Boating	22	32	2	56
Vandalism	9	14	3	26
Warrant	887	1,258	10	2,155
Receiving Stolen Property	8	10	0	18
Federal Offense Without Money	0	0	0	0
Federal Offense With Money	0	0	2	2
Felony, Miscellaneous	8	18	1	27
Misdemeanor, Miscellaneous	83	204	0	287
<b>SUBTOTAL</b>	<b>1,601</b>	<b>2,358</b>	<b>64</b>	<b>4,023</b>
<b>NONCRIMINAL INCIDENTS</b>				
Person Missing or Found	0	0	0	0
Juvenile, Noncriminal	1	0	0	1
Commitment	0	0	0	0
Miscellaneous, Noncriminal	1	1	0	2
Suicide and Attempt	0	0	0	0
Mentally Ill	0	0	0	0
Accident, Traffic - Vehicle/Boat	0	0	0	0
Accident, Miscellaneous	0	0	0	0
Person Dead	0	0	0	0
<b>SUBTOTAL</b>	<b>2</b>	<b>1</b>	<b>0</b>	<b>3</b>
<b>CALENDAR YEAR 2019</b>	<b>1,679</b>	<b>2,609</b>	<b>75</b>	<b>4,363</b>
<b>CALENDAR YEAR 2018</b>	<b>1,381</b>	<b>2,346</b>	<b>77</b>	<b>3,804</b>
<b>% CHANGE 2018 TO 2019</b>	<b>22</b>	<b>11</b>	<b>-3</b>	<b>15</b>

LOS ANGELES COUNTY SHERIFF'S DEPARTMENT  
**2019 PICO RIVERA SHERIFF'S STATION**  
**COMPARISON OF JUVENILE ARRESTS BY CITY/AREA**

	Unincorporated	City of Pico Rivera	Other	Total
<b>PART I CRIMES</b>				
Criminal Homicide	0	0	0	0
Rape	0	1	0	1
Robbery	1	2	0	3
Aggravated Assault	2	3	0	5
Burglary	0	0	0	0
Larceny Theft	0	4	0	4
Grand Theft Auto	0	3	0	3
Arson	0	0	0	0
<b>SUBTOTAL</b>	<b>3</b>	<b>13</b>	<b>0</b>	<b>16</b>
<b>PART II CRIMES</b>				
Forgery	0	0	0	0
Fraud and NSF Checks	0	0	0	0
Sex Offense, Felony	0	0	0	0
Sex Offense, Misdemeanor	2	0	0	2
Non-aggravated Assault	1	0	0	1
Weapon	1	4	0	5
Offense Against Family	0	0	0	0
Narcotic	0	1	0	1
Liquor/Tobacco	0	0	0	0
Drunk - Alcohol/Drug	0	0	0	0
Disorderly Conduct	0	0	0	0
Vagrancy/Quality of Life	0	0	0	0
Gambling	0	0	0	0
Drunk Driving - Vehicle/Boat	0	0	0	0
Vehicle/Boating	0	1	0	1
Vandalism	0	0	0	0
Warrant	1	1	0	2
Receiving Stolen Property	0	0	0	0
Federal Offense Without Money	0	0	0	0
Federal Offense With Money	0	0	0	0
Felony, Miscellaneous	0	1	0	1
Misdemeanor, Miscellaneous	0	0	0	0
<b>SUBTOTAL</b>	<b>5</b>	<b>8</b>	<b>0</b>	<b>13</b>
<b>NONCRIMINAL INCIDENTS</b>				
Person Missing or Found	0	0	0	0
Juvenile, Noncriminal	0	1	0	1
Commitment	0	0	0	0
Miscellaneous, Noncriminal	0	1	0	1
Suicide and Attempt	0	0	0	0
Mentally Ill	0	0	0	0
Accident, Traffic - Vehicle/Boat	0	0	0	0
Accident, Miscellaneous	0	0	0	0
Person Dead	0	0	0	0
<b>SUBTOTAL</b>	<b>0</b>	<b>2</b>	<b>0</b>	<b>2</b>
<b>CALENDAR YEAR 2019</b>	<b>8</b>	<b>23</b>	<b>0</b>	<b>31</b>
<b>CALENDAR YEAR 2018</b>	<b>18</b>	<b>32</b>	<b>1</b>	<b>51</b>
<b>% CHANGE 2018 TO 2019</b>	<b>-56</b>	<b>-28</b>	<b>-100</b>	<b>-39</b>



**LOS ANGELES COUNTY SHERIFF'S DEPARTMENT**  
**2019 PICO RIVERA SHERIFF'S STATION**  
**MALE ADULT ARRESTS BY AGE**

	18	19	20	21	22	23	24
<b>PART I CRIMES</b>							
Criminal Homicide	0	0	0	0	0	0	0
Rape	0	0	0	0	0	0	0
Robbery	1	2	1	3	0	2	1
Aggravated Assault	1	5	5	2	3	7	11
Burglary	1	1	1	0	0	0	1
Larceny Theft	0	1	0	1	2	1	0
Grand Theft Auto	1	2	2	1	2	1	2
Arson	0	0	0	0	0	0	0
<b>SUBTOTAL</b>	<b>4</b>	<b>11</b>	<b>9</b>	<b>7</b>	<b>7</b>	<b>11</b>	<b>15</b>
<b>PART II CRIMES</b>							
Forgery	0	0	0	0	0	2	0
Fraud and NSF Checks	0	0	0	0	0	0	0
Sex Offense, Felony	0	0	1	0	0	0	0
Sex Offense, Misdemeanor	0	2	0	0	2	1	0
Non-aggravated Assault	2	3	1	2	1	3	2
Weapon	3	3	1	2	3	1	7
Offense Against Family	0	0	1	6	2	1	1
Narcotic	8	7	10	13	10	17	15
Liquor/Tobacco	0	0	0	0	0	0	0
Drunk - Alcohol/Drug	1	0	2	2	3	3	3
Disorderly Conduct	0	0	0	1	0	2	1
Vagrancy/Quality of Life	0	0	0	1	0	2	3
Gambling	0	0	0	0	0	0	0
Drunk Driving - Vehicle/Boat	0	0	0	2	4	1	4
Vehicle/Boating	0	0	1	0	2	2	4
Vandalism	1	2	3	1	0	1	1
Warrant	6	9	13	29	29	30	43
Receiving Stolen Property	0	0	1	0	0	0	2
Federal Offense Without Money	0	0	0	0	0	0	0
Federal Offense With Money	0	0	0	0	0	0	0
Felony, Miscellaneous	0	0	1	0	1	0	0
Misdemeanor, Miscellaneous	4	4	6	3	4	5	4
<b>SUBTOTAL</b>	<b>25</b>	<b>30</b>	<b>41</b>	<b>62</b>	<b>61</b>	<b>71</b>	<b>90</b>
<b>NONCRIMINAL INCIDENTS</b>							
Person Missing or Found	0	0	0	0	0	0	0
Juvenile, Noncriminal	1	0	0	0	0	0	0
Commitment	0	0	0	0	0	0	0
Miscellaneous, Noncriminal	0	0	0	0	0	0	0
Suicide and Attempt	0	0	0	0	0	0	0
Mentally Ill	0	0	0	0	0	0	0
Accident, Traffic - Vehicle/Boat	0	0	0	0	0	0	0
Accident, Miscellaneous	0	0	0	0	0	0	0
Person Dead	0	0	0	0	0	0	0
<b>SUBTOTAL</b>	<b>1</b>	<b>0</b>	<b>0</b>	<b>0</b>	<b>0</b>	<b>0</b>	<b>0</b>
<b>GRAND TOTAL</b>	<b>30</b>	<b>41</b>	<b>50</b>	<b>69</b>	<b>68</b>	<b>82</b>	<b>105</b>

**LOS ANGELES COUNTY SHERIFF'S DEPARTMENT**  
**2019 PICO RIVERA SHERIFF'S STATION**  
**MALE ADULT ARRESTS BY AGE**

	25-29	30-34	35-39	40-44	45-49	50+	Total
<b>PART I CRIMES</b>							
Criminal Homicide	1	0	1	1	0	0	3
Rape	2	0	1	1	0	1	5
Robbery	3	2	3	2	1	0	21
Aggravated Assault	21	28	11	9	10	12	125
Burglary	4	6	2	0	2	1	19
Larceny Theft	8	8	2	1	6	4	34
Grand Theft Auto	7	8	4	2	3	3	38
Arson	1	0	0	0	0	0	1
<b>SUBTOTAL</b>	<b>47</b>	<b>52</b>	<b>24</b>	<b>16</b>	<b>22</b>	<b>21</b>	<b>246</b>
<b>PART II CRIMES</b>							
Forgery	0	0	0	1	0	1	4
Fraud and NSF Checks	1	3	0	0	2	1	7
Sex Offense, Felony	1	2	5	3	0	4	16
Sex Offense, Misdemeanor	2	1	3	2	0	1	14
Non-aggravated Assault	18	16	10	9	5	10	82
Weapon	17	15	14	15	15	10	106
Offense Against Family	10	8	4	1	3	3	40
Narcotic	143	98	101	59	81	125	687
Liquor/Tobacco	0	0	1	0	1	0	2
Drunk - Alcohol/Drug	17	14	8	4	2	10	69
Disorderly Conduct	2	3	1	2	2	9	23
Vagrancy/Quality of Life	4	2	7	2	11	23	55
Gambling	0	0	0	0	0	0	0
Drunk Driving - Vehicle/Boat	12	13	2	5	8	9	60
Vehicle/Boating	8	6	5	2	2	11	43
Vandalism	7	3	1	1	0	2	23
Warrant	276	229	184	155	185	416	1,604
Receiving Stolen Property	4	0	4	1	2	1	15
Federal Offense Without Money	0	0	0	0	0	0	0
Federal Offense With Money	0	1	0	0	0	0	1
Felony, Miscellaneous	2	5	5	5	3	0	22
Misdemeanor, Miscellaneous	27	32	24	26	20	76	235
<b>SUBTOTAL</b>	<b>551</b>	<b>451</b>	<b>379</b>	<b>293</b>	<b>342</b>	<b>712</b>	<b>3,108</b>
<b>NONCRIMINAL INCIDENTS</b>							
Person Missing or Found	0	0	0	0	0	0	0
Juvenile, Noncriminal	0	0	0	0	0	0	1
Commitment	0	0	0	0	0	0	0
Miscellaneous, Noncriminal	0	0	0	0	1	1	2
Suicide and Attempt	0	0	0	0	0	0	0
Mentally Ill	0	0	0	0	0	0	0
Accident, Traffic - Vehicle/Boat	0	0	0	0	0	0	0
Accident, Miscellaneous	0	0	0	0	0	0	0
Person Dead	0	0	0	0	0	0	0
<b>SUBTOTAL</b>	<b>0</b>	<b>0</b>	<b>0</b>	<b>0</b>	<b>1</b>	<b>1</b>	<b>3</b>
<b>GRAND TOTAL</b>	<b>598</b>	<b>503</b>	<b>403</b>	<b>309</b>	<b>365</b>	<b>734</b>	<b>3,357</b>

**LOS ANGELES COUNTY SHERIFF'S DEPARTMENT**  
**2019 PICO RIVERA SHERIFF'S STATION**  
**MALE JUVENILE ARRESTS BY AGE**

	0-10	11-12	13-14	15	16	17	Total
<b>PART I CRIMES</b>							
Criminal Homicide	0	0	0	0	0	0	0
Rape	0	0	0	0	0	1	1
Robbery	0	0	1	0	0	2	3
Aggravated Assault	0	0	0	0	1	2	3
Burglary	0	0	0	0	0	0	0
Larceny Theft	0	0	0	0	1	0	1
Grand Theft Auto	0	0	0	0	0	2	2
Arson	0	0	0	0	0	0	0
<b>SUBTOTAL</b>	<b>0</b>	<b>0</b>	<b>1</b>	<b>0</b>	<b>2</b>	<b>7</b>	<b>10</b>
<b>PART II CRIMES</b>							
Forgery	0	0	0	0	0	0	0
Fraud and NSF Checks	0	0	0	0	0	0	0
Sex Offense, Felony	0	0	0	0	0	0	0
Sex Offense, Misdemeanor	0	0	0	0	0	1	1
Non-aggravated Assault	0	0	0	0	1	0	1
Weapon	0	0	0	0	0	4	4
Offense Against Family	0	0	0	0	0	0	0
Narcotic	0	0	0	0	0	0	0
Liquor/Tobacco	0	0	0	0	0	0	0
Drunk - Alcohol/Drug	0	0	0	0	0	0	0
Disorderly Conduct	0	0	0	0	0	0	0
Vagrancy/Quality of Life	0	0	0	0	0	0	0
Gambling	0	0	0	0	0	0	0
Drunk Driving - Vehicle/Boat	0	0	0	0	0	0	0
Vehicle/Boating	0	0	0	0	0	0	0
Vandalism	0	0	0	0	0	0	0
Warrant	0	0	0	0	1	0	1
Receiving Stolen Property	0	0	0	0	0	0	0
Federal Offense Without Money	0	0	0	0	0	0	0
Federal Offense With Money	0	0	0	0	0	0	0
Felony, Miscellaneous	0	0	0	0	0	0	0
Misdemeanor, Miscellaneous	0	0	0	0	0	0	0
<b>SUBTOTAL</b>	<b>0</b>	<b>0</b>	<b>0</b>	<b>0</b>	<b>2</b>	<b>5</b>	<b>7</b>
<b>NONCRIMINAL INCIDENTS</b>							
Person Missing or Found	0	0	0	0	0	0	0
Juvenile, Noncriminal	0	0	0	0	0	0	0
Commitment	0	0	0	0	0	0	0
Miscellaneous, Noncriminal	0	0	0	0	0	0	0
Suicide and Attempt	0	0	0	0	0	0	0
Mentally Ill	0	0	0	0	0	0	0
Accident, Traffic - Vehicle/Boat	0	0	0	0	0	0	0
Accident, Miscellaneous	0	0	0	0	0	0	0
Person Dead	0	0	0	0	0	0	0
<b>SUBTOTAL</b>	<b>0</b>	<b>0</b>	<b>0</b>	<b>0</b>	<b>0</b>	<b>0</b>	<b>0</b>
<b>GRAND TOTAL</b>	<b>0</b>	<b>0</b>	<b>1</b>	<b>0</b>	<b>4</b>	<b>12</b>	<b>17</b>

**LOS ANGELES COUNTY SHERIFF'S DEPARTMENT**  
**2019 PICO RIVERA SHERIFF'S STATION**  
**FEMALE ADULT ARRESTS BY AGE**

	18	19	20	21	22	23	24
<b>PART I CRIMES</b>							
Criminal Homicide	0	0	0	0	0	0	0
Rape	0	0	0	0	0	0	0
Robbery	0	0	0	1	0	0	0
Aggravated Assault	0	1	1	2	1	2	3
Burglary	0	0	0	0	1	0	0
Larceny Theft	0	1	0	2	3	3	0
Grand Theft Auto	0	0	0	1	0	0	1
Arson	0	0	0	0	0	0	0
<b>SUBTOTAL</b>	<b>0</b>	<b>2</b>	<b>1</b>	<b>6</b>	<b>5</b>	<b>5</b>	<b>4</b>
<b>PART II CRIMES</b>							
Forgery	0	0	0	0	0	0	0
Fraud and NSF Checks	0	0	1	0	0	0	0
Sex Offense, Felony	0	0	0	0	0	0	0
Sex Offense, Misdemeanor	0	0	1	0	0	0	0
Non-aggravated Assault	0	0	0	1	1	1	1
Weapon	0	0	0	1	0	1	0
Offense Against Family	0	0	0	0	1	0	1
Narcotic	5	2	0	10	14	12	7
Liquor/Tobacco	0	0	0	0	0	0	1
Drunk - Alcohol/Drug	0	0	0	0	0	0	0
Disorderly Conduct	0	0	0	0	0	0	0
Vagrancy/Quality of Life	0	0	0	0	0	2	0
Gambling	0	0	0	0	0	0	0
Drunk Driving - Vehicle/Boat	0	0	0	0	0	0	0
Vehicle/Boating	0	0	0	0	2	2	0
Vandalism	0	0	0	1	0	0	0
Warrant	0	6	0	11	19	12	29
Receiving Stolen Property	0	0	0	0	1	0	2
Federal Offense Without Money	0	0	0	0	0	0	0
Federal Offense With Money	0	0	0	0	0	0	0
Felony, Miscellaneous	0	0	0	0	0	0	0
Misdemeanor, Miscellaneous	1	0	0	3	3	0	0
<b>SUBTOTAL</b>	<b>6</b>	<b>8</b>	<b>2</b>	<b>27</b>	<b>41</b>	<b>30</b>	<b>41</b>
<b>NONCRIMINAL INCIDENTS</b>							
Person Missing or Found	0	0	0	0	0	0	0
Juvenile, Noncriminal	0	0	0	0	0	0	0
Commitment	0	0	0	0	0	0	0
Miscellaneous, Noncriminal	0	0	0	0	0	0	0
Suicide and Attempt	0	0	0	0	0	0	0
Mentally Ill	0	0	0	0	0	0	0
Accident, Traffic - Vehicle/Boat	0	0	0	0	0	0	0
Accident, Miscellaneous	0	0	0	0	0	0	0
Person Dead	0	0	0	0	0	0	0
<b>SUBTOTAL</b>	<b>0</b>	<b>0</b>	<b>0</b>	<b>0</b>	<b>0</b>	<b>0</b>	<b>0</b>
<b>GRAND TOTAL</b>	<b>6</b>	<b>10</b>	<b>3</b>	<b>33</b>	<b>46</b>	<b>35</b>	<b>45</b>

**LOS ANGELES COUNTY SHERIFF'S DEPARTMENT**  
**2019 PICO RIVERA SHERIFF'S STATION**  
**FEMALE ADULT ARRESTS BY AGE**

	25-29	30-34	35-39	40-44	45-49	50+	Total
<b>PART I CRIMES</b>							
Criminal Homicide	0	0	0	0	0	0	0
Rape	0	0	0	0	0	0	0
Robbery	0	2	0	0	0	0	3
Aggravated Assault	4	9	4	1	1	0	29
Burglary	2	1	1	4	0	1	10
Larceny Theft	7	6	8	3	2	3	38
Grand Theft Auto	4	2	1	1	0	1	11
Arson	0	0	0	0	0	0	0
<b>SUBTOTAL</b>	<b>17</b>	<b>20</b>	<b>14</b>	<b>9</b>	<b>3</b>	<b>5</b>	<b>91</b>
<b>PART II CRIMES</b>							
Forgery	0	0	0	1	0	2	3
Fraud and NSF Checks	0	0	0	0	0	1	2
Sex Offense, Felony	0	0	0	0	0	0	0
Sex Offense, Misdemeanor	3	0	0	0	0	1	5
Non-aggravated Assault	3	7	5	3	2	2	26
Weapon	0	0	3	3	0	1	9
Offense Against Family	0	1	0	0	0	3	6
Narcotic	33	22	31	15	13	23	187
Liquor/Tobacco	1	0	0	0	0	0	2
Drunk - Alcohol/Drug	1	2	2	1	0	1	7
Disorderly Conduct	0	1	2	2	1	0	6
Vagrancy/Quality of Life	2	0	3	4	4	8	23
Gambling	0	0	0	0	0	0	0
Drunk Driving - Vehicle/Boat	3	2	0	2	2	2	11
Vehicle/Boating	1	2	0	2	1	3	13
Vandalism	0	1	0	1	0	0	3
Warrant	102	77	75	74	47	99	551
Receiving Stolen Property	0	0	0	0	0	0	3
Federal Offense Without Money	0	0	0	0	0	0	0
Federal Offense With Money	1	0	0	0	0	0	1
Felony, Miscellaneous	3	0	0	1	0	1	5
Misdemeanor, Miscellaneous	7	4	8	6	4	16	52
<b>SUBTOTAL</b>	<b>160</b>	<b>119</b>	<b>129</b>	<b>115</b>	<b>74</b>	<b>163</b>	<b>915</b>
<b>NONCRIMINAL INCIDENTS</b>							
Person Missing or Found	0	0	0	0	0	0	0
Juvenile, Noncriminal	0	0	0	0	0	0	0
Commitment	0	0	0	0	0	0	0
Miscellaneous, Noncriminal	0	0	0	0	0	0	0
Suicide and Attempt	0	0	0	0	0	0	0
Mentally Ill	0	0	0	0	0	0	0
Accident, Traffic - Vehicle/Boat	0	0	0	0	0	0	0
Accident, Miscellaneous	0	0	0	0	0	0	0
Person Dead	0	0	0	0	0	0	0
<b>SUBTOTAL</b>	<b>0</b>	<b>0</b>	<b>0</b>	<b>0</b>	<b>0</b>	<b>0</b>	<b>0</b>
<b>GRAND TOTAL</b>	<b>177</b>	<b>139</b>	<b>143</b>	<b>124</b>	<b>77</b>	<b>168</b>	<b>1,006</b>

**LOS ANGELES COUNTY SHERIFF'S DEPARTMENT**  
**2019 PICO RIVERA SHERIFF'S STATION**  
**FEMALE JUVENILE ARRESTS BY AGE**

	0-10	11-12	13-14	15	16	17	Total
<b>PART I CRIMES</b>							
Criminal Homicide	0	0	0	0	0	0	0
Rape	0	0	0	0	0	0	0
Robbery	0	0	0	0	0	0	0
Aggravated Assault	0	0	0	2	0	0	2
Burglary	0	0	0	0	0	0	0
Larceny Theft	0	0	0	2	1	0	3
Grand Theft Auto	0	0	0	0	0	1	1
Arson	0	0	0	0	0	0	0
<b>SUBTOTAL</b>	<b>0</b>	<b>0</b>	<b>0</b>	<b>4</b>	<b>1</b>	<b>1</b>	<b>6</b>
<b>PART II CRIMES</b>							
Forgery	0	0	0	0	0	0	0
Fraud and NSF Checks	0	0	0	0	0	0	0
Sex Offense, Felony	0	0	0	0	0	0	0
Sex Offense, Misdemeanor	0	0	0	1	0	0	1
Non-aggravated Assault	0	0	0	0	0	0	0
Weapon	0	0	0	0	1	0	1
Offense Against Family	0	0	0	0	0	0	0
Narcotic	0	0	0	0	0	1	1
Liquor/Tobacco	0	0	0	0	0	0	0
Drunk - Alcohol/Drug	0	0	0	0	0	0	0
Disorderly Conduct	0	0	0	0	0	0	0
Vagrancy/Quality of Life	0	0	0	0	0	0	0
Gambling	0	0	0	0	0	0	0
Drunk Driving - Vehicle/Boat	0	0	0	0	0	0	0
Vehicle/Boating	0	0	0	0	0	1	1
Vandalism	0	0	0	0	0	0	0
Warrant	0	0	0	0	0	1	1
Receiving Stolen Property	0	0	0	0	0	0	0
Federal Offense Without Money	0	0	0	0	0	0	0
Federal Offense With Money	0	0	0	0	0	0	0
Felony, Miscellaneous	0	0	0	0	1	0	1
Misdemeanor, Miscellaneous	0	0	0	0	0	0	0
<b>SUBTOTAL</b>	<b>0</b>	<b>0</b>	<b>0</b>	<b>1</b>	<b>2</b>	<b>3</b>	<b>6</b>
<b>NONCRIMINAL INCIDENTS</b>							
Person Missing or Found	0	0	0	0	0	0	0
Juvenile, Noncriminal	0	0	0	0	0	1	1
Commitment	0	0	0	0	0	0	0
Miscellaneous, Noncriminal	0	0	0	0	0	1	1
Suicide and Attempt	0	0	0	0	0	0	0
Mentally Ill	0	0	0	0	0	0	0
Accident, Traffic - Vehicle/Boat	0	0	0	0	0	0	0
Accident, Miscellaneous	0	0	0	0	0	0	0
Person Dead	0	0	0	0	0	0	0
<b>SUBTOTAL</b>	<b>0</b>	<b>0</b>	<b>0</b>	<b>0</b>	<b>0</b>	<b>2</b>	<b>2</b>
<b>GRAND TOTAL</b>	<b>0</b>	<b>0</b>	<b>0</b>	<b>5</b>	<b>3</b>	<b>6</b>	<b>14</b>

**LOS ANGELES COUNTY SHERIFF'S DEPARTMENT**  
**2019 PICO RIVERA SHERIFF'S STATION - UNINCORPORATED AREA**  
**INCIDENT AND ARREST SUMMARY**

	Reported Incidents	Adults Arrested	Juveniles Arrested	Total Arrested
<b>PART I CRIMES</b>				
Criminal Homicide	2	1	0	1
Rape	9	2	0	2
Robbery	22	4	1	5
Aggravated Assault	88	44	2	46
Burglary	77	8	0	8
Larceny Theft	242	3	0	3
Grand Theft Auto	115	14	0	14
Arson	5	0	0	0
<b>SUBTOTAL</b>	<b>560</b>	<b>76</b>	<b>3</b>	<b>79</b>
<b>PART II CRIMES</b>				
Forgery	4	2	0	2
Fraud and NSF Checks	55	1	0	1
Sex Offense, Felony	16	2	0	2
Sex Offense, Misdemeanor	10	1	2	3
Non-aggravated Assault	97	29	1	30
Weapon	41	41	1	42
Offense Against Family	18	8	0	8
Narcotic	245	435	0	435
Liquor/Tobacco	31	0	0	0
Drunk - Alcohol/Drug	20	22	0	22
Disorderly Conduct	12	19	0	19
Vagrancy/Quality of Life	19	18	0	18
Gambling	0	0	0	0
Drunk Driving - Vehicle/Boat	3	6	0	6
Vehicle/Boating	63	22	0	22
Vandalism	85	9	0	9
Warrant	2	887	1	888
Receiving Stolen Property	2	8	0	8
Federal Offense Without Money	0	0	0	0
Federal Offense With Money	0	0	0	0
Felony, Miscellaneous	20	8	0	8
Misdemeanor, Miscellaneous	213	83	0	83
<b>SUBTOTAL</b>	<b>956</b>	<b>1,601</b>	<b>5</b>	<b>1,606</b>
<b>NONCRIMINAL INCIDENTS</b>				
Person Missing or Found	57	0	0	0
Juvenile, Noncriminal	84	1	0	1
Commitment	0	0	0	0
Miscellaneous, Noncriminal	707	1	0	1
Suicide and Attempt	1	0	0	0
Mentally Ill	82	0	0	0
Accident, Traffic - Vehicle/Boat	3	0	0	0
Accident, Miscellaneous	0	0	0	0
Person Dead	9	0	0	0
<b>SUBTOTAL</b>	<b>943</b>	<b>2</b>	<b>0</b>	<b>2</b>
<b>CALENDAR YEAR 2019</b>	<b>2,459</b>	<b>1,679</b>	<b>8</b>	<b>1,687</b>
<b>CALENDAR YEAR 2018</b>	<b>2,222</b>	<b>1,381</b>	<b>18</b>	<b>1,399</b>
<b>% CHANGE 2018 TO 2019</b>	<b>11</b>	<b>22</b>	<b>-56</b>	<b>21</b>



**LOS ANGELES COUNTY SHERIFF'S DEPARTMENT**  
**2019 PICO RIVERA SHERIFF'S STATION - CITY OF PICO RIVERA**  
**INCIDENT AND ARREST SUMMARY**

	Reported Incidents	Adults Arrested	Juveniles Arrested	Total Arrested
<b>PART I CRIMES</b>				
Criminal Homicide	3	2	0	2
Rape	16	3	1	4
Robbery	67	18	2	20
Aggravated Assault	149	108	3	111
Burglary	200	21	0	21
Larceny Theft	582	65	4	69
Grand Theft Auto	274	32	3	35
Arson	11	1	0	1
<b>SUBTOTAL</b>	<b>1,302</b>	<b>250</b>	<b>13</b>	<b>263</b>
<b>PART II CRIMES</b>				
Forgery	23	4	0	4
Fraud and NSF Checks	115	5	0	5
Sex Offense, Felony	39	14	0	14
Sex Offense, Misdemeanor	14	18	0	18
Non-aggravated Assault	232	79	0	79
Weapon	71	66	4	70
Offense Against Family	55	38	0	38
Narcotic	247	429	1	430
Liquor/Tobacco	82	4	0	4
Drunk - Alcohol/Drug	49	53	0	53
Disorderly Conduct	9	10	0	10
Vagrancy/Quality of Life	28	60	0	60
Gambling	0	0	0	0
Drunk Driving - Vehicle/Boat	39	42	0	42
Vehicle/Boating	440	32	1	33
Vandalism	179	14	0	14
Warrant	2	1,258	1	1,259
Receiving Stolen Property	7	10	0	10
Federal Offense Without Money	0	0	0	0
Federal Offense With Money	1	0	0	0
Felony, Miscellaneous	69	18	1	19
Misdemeanor, Miscellaneous	331	204	0	204
<b>SUBTOTAL</b>	<b>2,032</b>	<b>2,358</b>	<b>8</b>	<b>2,366</b>
<b>NONCRIMINAL INCIDENTS</b>				
Person Missing or Found	267	0	0	0
Juvenile, Noncriminal	165	0	1	1
Commitment	0	0	0	0
Miscellaneous, Noncriminal	1,871	1	1	2
Suicide and Attempt	11	0	0	0
Mentally Ill	151	0	0	0
Accident, Traffic - Vehicle/Boat	635	0	0	0
Accident, Miscellaneous	0	0	0	0
Person Dead	31	0	0	0
<b>SUBTOTAL</b>	<b>3,131</b>	<b>1</b>	<b>2</b>	<b>3</b>
<b>CALENDAR YEAR 2019</b>	<b>6,465</b>	<b>2,609</b>	<b>23</b>	<b>2,632</b>
<b>CALENDAR YEAR 2018</b>	<b>6,471</b>	<b>2,346</b>	<b>32</b>	<b>2,378</b>
<b>% CHANGE 2018 TO 2019</b>	<b>0</b>	<b>11</b>	<b>-28</b>	<b>11</b>

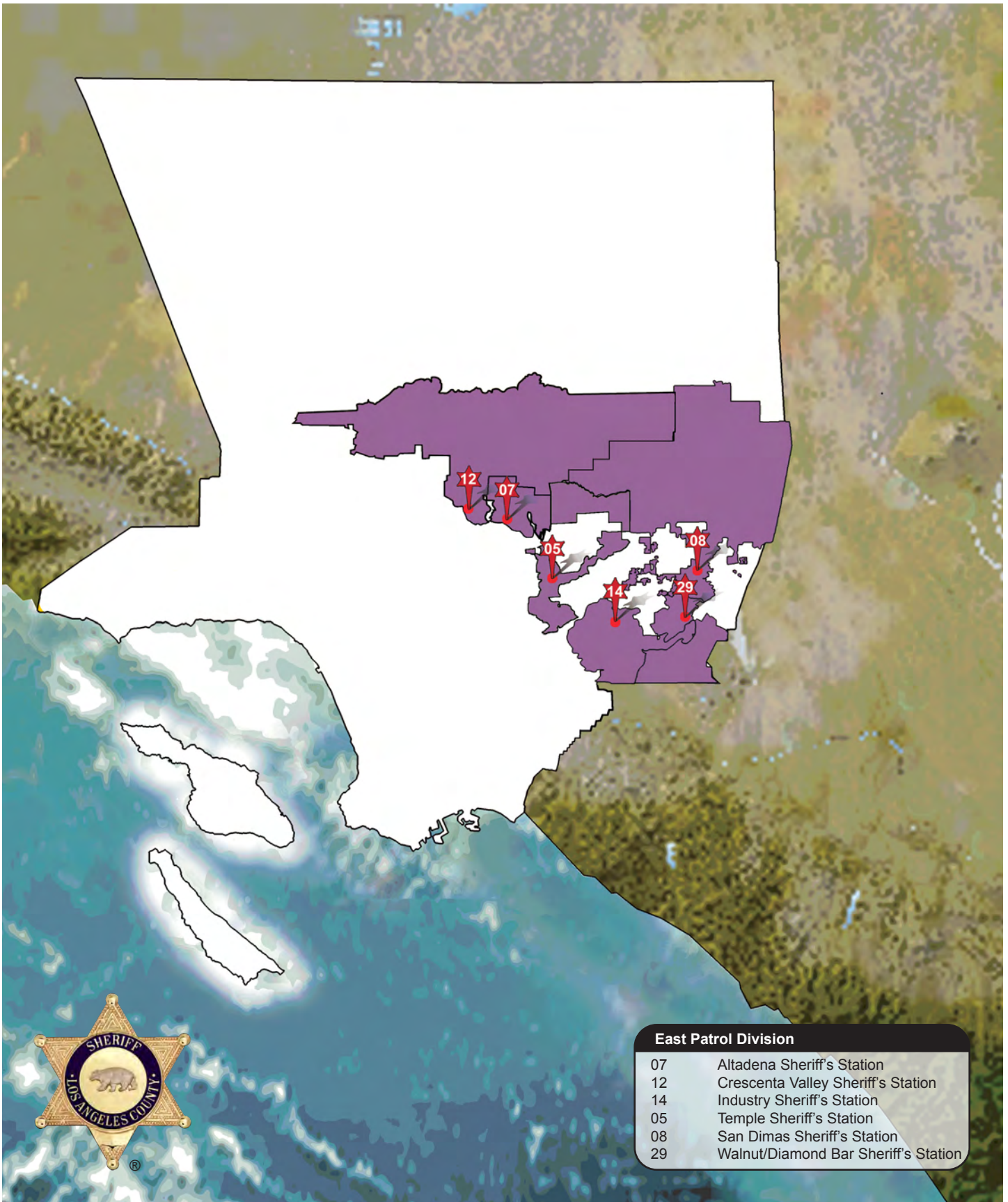
**LOS ANGELES COUNTY SHERIFF'S DEPARTMENT**  
**2019 PICO RIVERA SHERIFF'S STATION - OTHER**  
**INCIDENT AND ARREST SUMMARY**

	Reported Incidents	Adults Arrested	Juveniles Arrested	Total Arrested
<b>PART I CRIMES</b>				
Criminal Homicide	0	0	0	0
Rape	0	0	0	0
Robbery	0	2	0	2
Aggravated Assault	0	2	0	2
Burglary	0	0	0	0
Larceny Theft	0	4	0	4
Grand Theft Auto	0	3	0	3
Arson	0	0	0	0
<b>SUBTOTAL</b>	<b>0</b>	<b>11</b>	<b>0</b>	<b>11</b>
<b>PART II CRIMES</b>				
Forgery	0	1	0	1
Fraud and NSF Checks	0	3	0	3
Sex Offense, Felony	0	0	0	0
Sex Offense, Misdemeanor	0	0	0	0
Non-aggravated Assault	0	0	0	0
Weapon	0	8	0	8
Offense Against Family	0	0	0	0
Narcotic	0	10	0	10
Liquor/Tobacco	0	0	0	0
Drunk - Alcohol/Drug	0	1	0	1
Disorderly Conduct	0	0	0	0
Vagrancy/Quality of Life	0	0	0	0
Gambling	0	0	0	0
Drunk Driving - Vehicle/Boat	0	23	0	23
Vehicle/Boating	0	2	0	2
Vandalism	0	3	0	3
Warrant	0	10	0	10
Receiving Stolen Property	0	0	0	0
Federal Offense Without Money	0	0	0	0
Federal Offense With Money	0	2	0	2
Felony, Miscellaneous	0	1	0	1
Misdemeanor, Miscellaneous	0	0	0	0
<b>SUBTOTAL</b>	<b>0</b>	<b>64</b>	<b>0</b>	<b>64</b>
<b>NONCRIMINAL INCIDENTS</b>				
Person Missing or Found	0	0	0	0
Juvenile, Noncriminal	0	0	0	0
Commitment	0	0	0	0
Miscellaneous, Noncriminal	0	0	0	0
Suicide and Attempt	0	0	0	0
Mentally Ill	0	0	0	0
Accident, Traffic - Vehicle/Boat	0	0	0	0
Accident, Miscellaneous	0	0	0	0
Person Dead	0	0	0	0
<b>SUBTOTAL</b>	<b>0</b>	<b>0</b>	<b>0</b>	<b>0</b>
<b>CALENDAR YEAR 2019</b>	<b>0</b>	<b>75</b>	<b>0</b>	<b>75</b>
<b>CALENDAR YEAR 2018</b>	<b>0</b>	<b>77</b>	<b>1</b>	<b>78</b>
<b>% CHANGE 2018 TO 2019</b>	<b>N/C</b>	<b>-3</b>	<b>-100</b>	<b>-4</b>



# EAST PATROL DIVISION

LOS ANGELES COUNTY SHERIFF'S DEPARTMENT  
2019 LASD PATROL DIVISION  
EAST PATROL DIVISION PATROL AREA MAP



**LOS ANGELES COUNTY SHERIFF'S DEPARTMENT**  
**2019 EAST PATROL DIVISION**  
**SYNOPSIS**

	Calendar Year 2018	Calendar Year 2019	Percent Change (%)	Crime Rate Per 10,000 Population	
				2018	2019

<b>TOTAL REPORTED INCIDENTS</b>	<b>53,838</b>	<b>55,130</b>	<b>2</b>		
---------------------------------	---------------	---------------	----------	--	--

<b>PART I CRIMES</b>	<b>13,152</b>	<b>12,435</b>	<b>-5</b>	<b>188.54</b>	<b>177.92</b>
Criminal Homicide	21	17	-19	0.30	0.24
Rape	156	148	-5	2.24	2.12
Robbery	567	517	-9	8.13	7.40
Aggravated Assault	1,020	986	-3	14.62	14.11
Burglary	3,017	2,388	-21	43.25	34.17
Larceny Theft	6,560	6,871	5	94.04	98.31
Grand Theft Auto	1,756	1,444	-18	25.17	20.66
Arson	55	64	16	0.79	0.92

<b>PART II CRIMES</b>	<b>17,028</b>	<b>18,627</b>	<b>9</b>	<b>244.10</b>	<b>266.52</b>
-----------------------	---------------	---------------	----------	---------------	---------------

<b>NONCRIMINAL INCIDENTS</b>	<b>23,658</b>	<b>24,068</b>	<b>2</b>		
------------------------------	---------------	---------------	----------	--	--

<b>TOTAL ARRESTS</b>	<b>18,923</b>	<b>21,616</b>	<b>14</b>		
----------------------	---------------	---------------	-----------	--	--

Adult Arrests	18,504	21,123	14		
Juvenile Arrests	419	493	18		

**PART I CRIMES STOLEN AND  
RECOVERED PROPERTY  
AMOUNT**

Stolen Property	\$52,327,877	\$48,084,720	-8		
Recovered Property	\$13,980,345	\$12,651,266	-10		
Percent Recovered (%)	27	26			

	Area in Square Miles 2019	Population 2019	Crime Rate Per 10,000 Population Part I Crimes		Percent Change (%)
			2018	2019	
<b>TOTAL AREA</b>	645.70	698,910	188.54	177.92	-6
Unincorporated	555.39	372,693	145.35	142.66	-2
Contract Cities	90.31	326,216	237.90	218.20	-8

**LOS ANGELES COUNTY SHERIFF'S DEPARTMENT**  
**2019 EAST PATROL DIVISION**  
**INCIDENT AND ARREST SUMMARY**

	Reported Incidents	Adults Arrested	Juveniles Arrested	Total Arrested
<b>PART I CRIMES</b>				
Criminal Homicide	17	8	0	8
Rape	148	16	1	17
Robbery	517	165	27	192
Aggravated Assault	986	759	40	799
Burglary	2,388	206	33	239
Larceny Theft	6,871	591	36	627
Grand Theft Auto	1,444	219	8	227
Arson	64	18	5	23
<b>SUBTOTAL</b>	<b>12,435</b>	<b>1,982</b>	<b>150</b>	<b>2,132</b>
<b>PART II CRIMES</b>				
Forgery	479	45	1	46
Fraud and NSF Checks	1,573	132	5	137
Sex Offense, Felony	206	74	10	84
Sex Offense, Misdemeanor	158	45	4	49
Non-aggravated Assault	1,667	495	62	557
Weapon	493	432	23	455
Offense Against Family	269	184	0	184
Narcotic	3,075	4,755	40	4,795
Liquor/Tobacco	344	35	1	36
Drunk - Alcohol/Drug	297	322	8	330
Disorderly Conduct	82	29	4	33
Vagrancy/Quality of Life	75	76	0	76
Gambling	0	6	0	6
Drunk Driving - Vehicle/Boat	231	714	2	716
Vehicle/Boating	5,041	2,851	29	2,880
Vandalism	1,671	158	47	205
Warrant	12	6,699	20	6,719
Receiving Stolen Property	31	79	0	79
Federal Offense Without Money	0	6	0	6
Federal Offense With Money	40	0	0	0
Felony, Miscellaneous	410	294	36	330
Misdemeanor, Miscellaneous	2,473	1,680	48	1,728
<b>SUBTOTAL</b>	<b>18,627</b>	<b>19,111</b>	<b>340</b>	<b>19,451</b>
<b>NONCRIMINAL INCIDENTS</b>				
Person Missing or Found	2,896	0	1	1
Juvenile, Noncriminal	1,428	0	1	1
Commitment	4	0	0	0
Miscellaneous, Noncriminal	15,322	30	1	31
Suicide and Attempt	110	0	0	0
Mentally Ill	1,401	0	0	0
Accident, Traffic - Vehicle/Boat	2,567	0	0	0
Accident, Miscellaneous	54	0	0	0
Person Dead	286	0	0	0
<b>SUBTOTAL</b>	<b>24,068</b>	<b>30</b>	<b>3</b>	<b>33</b>
<b>CALENDAR YEAR 2019</b>	<b>55,130</b>	<b>21,123</b>	<b>493</b>	<b>21,616</b>
<b>CALENDAR YEAR 2018</b>	<b>53,838</b>	<b>18,504</b>	<b>419</b>	<b>18,923</b>
<b>% CHANGE 2018 TO 2019</b>	<b>2</b>	<b>14</b>	<b>18</b>	<b>14</b>

LOS ANGELES COUNTY SHERIFF'S DEPARTMENT  
**2019 EAST PATROL DIVISION**  
**PART I ACTUAL OFFENSES\* CLEARED**

	Actual Offenses*	Number Cleared	Percent Cleared (%)
Criminal Homicide	17	7	41
Rape	144	88	61
Robbery	516	232	45
Aggravated Assault	981	760	77
Burglary	2,385	246	10
Larceny Theft	6,845	852	12
Grand Theft Auto	1,438	131	9
Arson	63	24	38
<b>TOTAL PART I OFFENSES</b>	<b>12,389</b>	<b>2,340</b>	<b>19</b>

\* Actual offenses (unfounded not included)



**LOS ANGELES COUNTY SHERIFF'S DEPARTMENT**  
**2019 EAST PATROL DIVISION**  
**MALE ADULT ARRESTS BY AGE**

	18	19	20	21	22	23	24
<b>PART I CRIMES</b>							
Criminal Homicide	1	0	0	0	0	0	0
Rape	1	1	1	0	1	0	0
Robbery	10	12	11	3	4	7	8
Aggravated Assault	10	11	10	13	11	18	24
Burglary	13	10	4	5	3	5	5
Larceny Theft	8	4	8	8	8	9	13
Grand Theft Auto	3	5	7	2	6	7	5
Arson	0	0	1	0	0	0	1
<b>SUBTOTAL</b>	<b>46</b>	<b>43</b>	<b>42</b>	<b>31</b>	<b>33</b>	<b>46</b>	<b>56</b>
<b>PART II CRIMES</b>							
Forgery	0	1	0	0	0	3	0
Fraud and NSF Checks	1	0	2	2	0	4	4
Sex Offense, Felony	0	1	1	2	0	1	0
Sex Offense, Misdemeanor	1	0	0	0	1	2	0
Non-aggravated Assault	4	7	6	9	2	22	8
Weapon	8	15	19	12	10	14	20
Offense Against Family	0	1	0	13	4	4	1
Narcotic	22	49	59	79	91	90	95
Liquor/Tobacco	2	2	3	0	2	0	5
Drunk - Alcohol/Drug	2	1	5	10	10	8	6
Disorderly Conduct	0	1	1	1	0	1	0
Vagrancy/Quality of Life	0	0	0	0	0	0	1
Gambling	0	0	0	0	0	0	0
Drunk Driving - Vehicle/Boat	3	14	12	23	28	28	28
Vehicle/Boating	44	48	65	59	73	91	91
Vandalism	6	5	2	4	4	3	5
Warrant	9	44	68	88	100	129	138
Receiving Stolen Property	1	0	2	1	1	2	3
Federal Offense Without Money	0	0	0	0	2	0	0
Federal Offense With Money	0	0	0	0	0	0	0
Felony, Miscellaneous	9	8	7	1	12	5	7
Misdemeanor, Miscellaneous	17	38	22	33	38	23	30
<b>SUBTOTAL</b>	<b>129</b>	<b>235</b>	<b>274</b>	<b>337</b>	<b>378</b>	<b>430</b>	<b>442</b>
<b>NONCRIMINAL INCIDENTS</b>							
Person Missing or Found	0	0	0	0	0	0	0
Juvenile, Noncriminal	0	0	0	0	0	0	0
Commitment	0	0	0	0	0	0	0
Miscellaneous, Noncriminal	0	0	0	1	0	0	0
Suicide and Attempt	0	0	0	0	0	0	0
Mentally Ill	0	0	0	0	0	0	0
Accident, Traffic - Vehicle/Boat	0	0	0	0	0	0	0
Accident, Miscellaneous	0	0	0	0	0	0	0
Person Dead	0	0	0	0	0	0	0
<b>SUBTOTAL</b>	<b>0</b>	<b>0</b>	<b>0</b>	<b>1</b>	<b>0</b>	<b>0</b>	<b>0</b>
<b>GRAND TOTAL</b>	<b>175</b>	<b>278</b>	<b>316</b>	<b>369</b>	<b>411</b>	<b>476</b>	<b>498</b>

**LOS ANGELES COUNTY SHERIFF'S DEPARTMENT**  
**2019 EAST PATROL DIVISION**  
**MALE ADULT ARRESTS BY AGE**

	25-29	30-34	35-39	40-44	45-49	50+	Total
<b>PART I CRIMES</b>							
Criminal Homicide	3	0	2	0	1	8	16
Rape	6	3	1	1	0	16	25
Robbery	30	15	17	7	2	133	125
Aggravated Assault	115	110	77	60	46	596	548
Burglary	33	27	20	16	8	160	195
Larceny Theft	68	56	48	39	22	333	316
Grand Theft Auto	35	23	31	18	14	163	200
Arson	3	2	1	2	1	13	11
<b>SUBTOTAL</b>	<b>293</b>	<b>236</b>	<b>197</b>	<b>143</b>	<b>94</b>	<b>1,422</b>	<b>1,436</b>
<b>PART II CRIMES</b>							
Forgery	4	5	5	4	2	32	38
Fraud and NSF Checks	15	18	14	11	5	82	101
Sex Offense, Felony	13	15	8	5	3	72	99
Sex Offense, Misdemeanor	4	7	2	1	4	25	39
Non-aggravated Assault	62	55	61	36	40	372	407
Weapon	73	60	57	31	31	389	286
Offense Against Family	31	24	16	23	13	150	111
Narcotic	745	663	522	420	337	3,729	2,506
Liquor/Tobacco	5	6	0	0	3	33	29
Drunk - Alcohol/Drug	45	36	37	25	39	288	252
Disorderly Conduct	3	4	1	3	1	22	17
Vagrancy/Quality of Life	0	4	2	19	7	51	47
Gambling	0	2	0	0	0	2	1
Drunk Driving - Vehicle/Boat	134	101	72	43	38	579	333
Vehicle/Boating	417	345	244	187	151	2,128	1,315
Vandalism	25	24	21	11	9	134	98
Warrant	912	802	707	519	524	5,126	4,264
Receiving Stolen Property	10	10	8	5	8	56	76
Federal Offense Without Money	1	0	0	0	1	4	10
Federal Offense With Money	0	0	0	0	0	0	0
Felony, Miscellaneous	45	46	30	18	29	251	328
Misdemeanor, Miscellaneous	198	181	160	139	133	1,382	1,331
<b>SUBTOTAL</b>	<b>2,742</b>	<b>2,408</b>	<b>1,967</b>	<b>1,500</b>	<b>1,378</b>	<b>14,907</b>	<b>11,688</b>
<b>NONCRIMINAL INCIDENTS</b>							
Person Missing or Found	0	0	0	0	0	0	0
Juvenile, Noncriminal	0	0	0	0	0	0	0
Commitment	0	0	0	0	0	0	0
Miscellaneous, Noncriminal	4	2	2	3	3	19	29
Suicide and Attempt	0	0	0	0	0	0	0
Mentally Ill	0	0	0	0	0	0	0
Accident, Traffic - Vehicle/Boat	0	0	0	0	0	0	0
Accident, Miscellaneous	0	0	0	0	0	0	0
Person Dead	0	0	0	0	0	0	0
<b>SUBTOTAL</b>	<b>4</b>	<b>2</b>	<b>2</b>	<b>3</b>	<b>3</b>	<b>19</b>	<b>29</b>
<b>GRAND TOTAL</b>	<b>3,039</b>	<b>2,646</b>	<b>2,166</b>	<b>1,646</b>	<b>1,475</b>	<b>16,348</b>	<b>13,153</b>

**LOS ANGELES COUNTY SHERIFF'S DEPARTMENT**  
**2019 EAST PATROL DIVISION**  
**MALE JUVENILE ARRESTS BY AGE**

	0-10	11-12	13-14	15	16	17	Total
<b>PART I CRIMES</b>							
Criminal Homicide	0	0	0	0	0	0	0
Rape	0	0	0	1	0	0	1
Robbery	0	0	3	5	8	5	21
Aggravated Assault	0	2	2	9	6	11	30
Burglary	0	1	5	6	9	10	31
Larceny Theft	0	2	3	3	5	8	21
Grand Theft Auto	0	0	0	0	2	4	6
Arson	0	1	3	1	0	0	5
<b>SUBTOTAL</b>	<b>0</b>	<b>6</b>	<b>16</b>	<b>25</b>	<b>30</b>	<b>38</b>	<b>115</b>
<b>PART II CRIMES</b>							
Forgery	0	0	0	1	0	0	1
Fraud and NSF Checks	0	0	0	1	0	4	5
Sex Offense, Felony	0	0	5	4	1	0	10
Sex Offense, Misdemeanor	0	0	1	1	2	0	4
Non-aggravated Assault	1	3	12	5	6	9	36
Weapon	0	0	2	1	5	12	20
Offense Against Family	0	0	0	0	0	0	0
Narcotic	0	0	7	4	8	9	28
Liquor/Tobacco	0	0	0	0	0	1	1
Drunk - Alcohol/Drug	0	0	1	1	1	1	4
Disorderly Conduct	0	0	2	0	0	0	2
Vagrancy/Quality of Life	0	0	0	0	0	0	0
Gambling	0	0	0	0	0	0	0
Drunk Driving - Vehicle/Boat	0	0	0	0	2	0	2
Vehicle/Boating	0	0	2	2	6	15	25
Vandalism	0	4	12	12	12	4	44
Warrant	0	0	3	2	4	7	16
Receiving Stolen Property	0	0	0	0	0	0	0
Federal Offense Without Money	0	0	0	0	0	0	0
Federal Offense With Money	0	0	0	0	0	0	0
Felony, Miscellaneous	0	1	14	5	2	11	33
Misdemeanor, Miscellaneous	0	5	10	16	3	6	40
<b>SUBTOTAL</b>	<b>1</b>	<b>13</b>	<b>71</b>	<b>55</b>	<b>52</b>	<b>79</b>	<b>271</b>
<b>NONCRIMINAL INCIDENTS</b>							
Person Missing or Found	0	0	0	0	0	0	0
Juvenile, Noncriminal	0	0	0	0	1	0	1
Commitment	0	0	0	0	0	0	0
Miscellaneous, Noncriminal	0	0	0	0	0	1	1
Suicide and Attempt	0	0	0	0	0	0	0
Mentally Ill	0	0	0	0	0	0	0
Accident, Traffic - Vehicle/Boat	0	0	0	0	0	0	0
Accident, Miscellaneous	0	0	0	0	0	0	0
Person Dead	0	0	0	0	0	0	0
<b>SUBTOTAL</b>	<b>0</b>	<b>0</b>	<b>0</b>	<b>0</b>	<b>1</b>	<b>1</b>	<b>2</b>
<b>GRAND TOTAL</b>	<b>1</b>	<b>19</b>	<b>87</b>	<b>80</b>	<b>83</b>	<b>118</b>	<b>388</b>

**LOS ANGELES COUNTY SHERIFF'S DEPARTMENT**  
**2019 EAST PATROL DIVISION**  
**FEMALE ADULT ARRESTS BY AGE**

	18	19	20	21	22	23	24
<b>PART I CRIMES</b>							
Criminal Homicide	0	0	0	0	0	0	0
Rape	0	0	0	0	0	0	0
Robbery	1	4	1	2	2	2	0
Aggravated Assault	4	1	3	8	9	6	3
Burglary	3	3	3	2	1	3	0
Larceny Theft	6	8	7	11	9	12	11
Grand Theft Auto	4	1	2	1	3	4	3
Arson	0	0	0	0	0	1	0
<b>SUBTOTAL</b>	<b>18</b>	<b>17</b>	<b>16</b>	<b>24</b>	<b>24</b>	<b>28</b>	<b>17</b>
<b>PART II CRIMES</b>							
Forgery	0	0	0	0	1	0	1
Fraud and NSF Checks	0	2	0	4	0	1	1
Sex Offense, Felony	0	0	0	0	0	0	0
Sex Offense, Misdemeanor	2	1	1	2	1	0	1
Non-aggravated Assault	3	1	2	11	1	5	5
Weapon	0	1	1	3	0	3	1
Offense Against Family	0	0	0	0	1	0	2
Narcotic	10	12	17	18	36	28	31
Liquor/Tobacco	0	0	0	0	1	0	0
Drunk - Alcohol/Drug	0	0	1	1	0	2	1
Disorderly Conduct	0	0	0	0	1	1	1
Vagrancy/Quality of Life	0	0	0	1	1	0	0
Gambling	0	0	0	0	0	0	1
Drunk Driving - Vehicle/Boat	0	2	7	4	4	9	9
Vehicle/Boating	9	15	17	22	18	36	33
Vandalism	3	0	1	1	0	1	0
Warrant	4	11	17	18	38	38	41
Receiving Stolen Property	0	1	0	2	0	1	0
Federal Offense Without Money	1	0	0	0	0	0	0
Federal Offense With Money	0	0	0	0	0	0	0
Felony, Miscellaneous	0	0	4	1	2	2	1
Misdemeanor, Miscellaneous	8	5	5	9	8	8	10
<b>SUBTOTAL</b>	<b>40</b>	<b>51</b>	<b>73</b>	<b>97</b>	<b>113</b>	<b>135</b>	<b>139</b>
<b>NONCRIMINAL INCIDENTS</b>							
Person Missing or Found	0	0	0	0	0	0	0
Juvenile, Noncriminal	0	0	0	0	0	0	0
Commitment	0	0	0	0	0	0	0
Miscellaneous, Noncriminal	0	0	1	2	0	0	0
Suicide and Attempt	0	0	0	0	0	0	0
Mentally Ill	0	0	0	0	0	0	0
Accident, Traffic - Vehicle/Boat	0	0	0	0	0	0	0
Accident, Miscellaneous	0	0	0	0	0	0	0
Person Dead	0	0	0	0	0	0	0
<b>SUBTOTAL</b>	<b>0</b>	<b>0</b>	<b>1</b>	<b>2</b>	<b>0</b>	<b>0</b>	<b>0</b>
<b>GRAND TOTAL</b>	<b>58</b>	<b>68</b>	<b>90</b>	<b>123</b>	<b>137</b>	<b>163</b>	<b>156</b>

**LOS ANGELES COUNTY SHERIFF'S DEPARTMENT**  
**2019 EAST PATROL DIVISION**  
**FEMALE ADULT ARRESTS BY AGE**

	25-29	30-34	35-39	40-44	45-49	50+	Total
<b>PART I CRIMES</b>							
Criminal Homicide	0	0	0	0	0	0	0
Rape	0	0	0	0	0	0	0
Robbery	6	3	6	2	2	1	32
Aggravated Assault	31	33	21	13	17	14	163
Burglary	15	9	1	5	0	1	46
Larceny Theft	48	52	37	18	12	27	258
Grand Theft Auto	13	5	10	5	3	2	56
Arson	0	1	2	0	0	1	5
<b>SUBTOTAL</b>	<b>113</b>	<b>103</b>	<b>77</b>	<b>43</b>	<b>34</b>	<b>46</b>	<b>560</b>
<b>PART II CRIMES</b>							
Forgery	1	2	4	1	0	3	13
Fraud and NSF Checks	11	8	10	5	2	6	50
Sex Offense, Felony	0	1	0	0	0	1	2
Sex Offense, Misdemeanor	3	4	2	1	1	1	20
Non-aggravated Assault	25	15	15	13	8	19	123
Weapon	14	6	5	5	2	1	42
Offense Against Family	5	7	4	4	6	5	34
Narcotic	183	189	166	150	66	120	1,026
Liquor/Tobacco	0	0	0	0	0	1	2
Drunk - Alcohol/Drug	7	6	5	3	3	5	34
Disorderly Conduct	1	0	1	1	0	1	7
Vagrancy/Quality of Life	0	1	2	4	0	16	25
Gambling	0	2	1	0	0	0	4
Drunk Driving - Vehicle/Boat	41	21	13	7	11	7	135
Vehicle/Boating	141	121	93	73	53	92	723
Vandalism	3	5	2	6	0	2	24
Warrant	284	259	261	207	145	248	1,571
Receiving Stolen Property	8	5	2	2	0	2	23
Federal Offense Without Money	0	1	0	0	0	0	2
Federal Offense With Money	0	0	0	0	0	0	0
Felony, Miscellaneous	10	7	5	3	4	4	43
Misdemeanor, Miscellaneous	56	31	41	35	20	62	298
<b>SUBTOTAL</b>	<b>793</b>	<b>691</b>	<b>632</b>	<b>520</b>	<b>321</b>	<b>596</b>	<b>4,201</b>
<b>NONCRIMINAL INCIDENTS</b>							
Person Missing or Found	0	0	0	0	0	0	0
Juvenile, Noncriminal	0	0	0	0	0	0	0
Commitment	0	0	0	0	0	0	0
Miscellaneous, Noncriminal	3	0	2	0	1	2	11
Suicide and Attempt	0	0	0	0	0	0	0
Mentally Ill	0	0	0	0	0	0	0
Accident, Traffic - Vehicle/Boat	0	0	0	0	0	0	0
Accident, Miscellaneous	0	0	0	0	0	0	0
Person Dead	0	0	0	0	0	0	0
<b>SUBTOTAL</b>	<b>3</b>	<b>0</b>	<b>2</b>	<b>0</b>	<b>1</b>	<b>2</b>	<b>11</b>
<b>GRAND TOTAL</b>	<b>909</b>	<b>794</b>	<b>711</b>	<b>563</b>	<b>356</b>	<b>644</b>	<b>4,772</b>

**LOS ANGELES COUNTY SHERIFF'S DEPARTMENT**  
**2019 EAST PATROL DIVISION**  
**FEMALE JUVENILE ARRESTS BY AGE**

	0-10	11-12	13-14	15	16	17	Total
<b>PART I CRIMES</b>							
Criminal Homicide	0	0	0	0	0	0	0
Rape	0	0	0	0	0	0	0
Robbery	0	0	1	1	1	3	6
Aggravated Assault	0	0	5	1	2	2	10
Burglary	0	0	0	0	1	1	2
Larceny Theft	0	2	4	2	2	5	15
Grand Theft Auto	0	0	0	2	0	0	2
Arson	0	0	0	0	0	0	0
<b>SUBTOTAL</b>	<b>0</b>	<b>2</b>	<b>10</b>	<b>6</b>	<b>6</b>	<b>11</b>	<b>35</b>
<b>PART II CRIMES</b>							
Forgery	0	0	0	0	0	0	0
Fraud and NSF Checks	0	0	0	0	0	0	0
Sex Offense, Felony	0	0	0	0	0	0	0
Sex Offense, Misdemeanor	0	0	0	0	0	0	0
Non-aggravated Assault	0	2	11	5	4	4	26
Weapon	0	0	0	0	2	1	3
Offense Against Family	0	0	0	0	0	0	0
Narcotic	0	0	2	1	6	3	12
Liquor/Tobacco	0	0	0	0	0	0	0
Drunk - Alcohol/Drug	0	0	2	1	0	1	4
Disorderly Conduct	0	0	1	1	0	0	2
Vagrancy/Quality of Life	0	0	0	0	0	0	0
Gambling	0	0	0	0	0	0	0
Drunk Driving - Vehicle/Boat	0	0	0	0	0	0	0
Vehicle/Boating	0	0	1	0	0	3	4
Vandalism	0	0	2	1	0	0	3
Warrant	0	0	2	0	0	2	4
Receiving Stolen Property	0	0	0	0	0	0	0
Federal Offense Without Money	0	0	0	0	0	0	0
Federal Offense With Money	0	0	0	0	0	0	0
Felony, Miscellaneous	0	0	2	0	0	1	3
Misdemeanor, Miscellaneous	0	2	3	2	1	0	8
<b>SUBTOTAL</b>	<b>0</b>	<b>4</b>	<b>26</b>	<b>11</b>	<b>13</b>	<b>15</b>	<b>69</b>
<b>NONCRIMINAL INCIDENTS</b>							
Person Missing or Found	0	0	0	1	0	0	1
Juvenile, Noncriminal	0	0	0	0	0	0	0
Commitment	0	0	0	0	0	0	0
Miscellaneous, Noncriminal	0	0	0	0	0	0	0
Suicide and Attempt	0	0	0	0	0	0	0
Mentally Ill	0	0	0	0	0	0	0
Accident, Traffic - Vehicle/Boat	0	0	0	0	0	0	0
Accident, Miscellaneous	0	0	0	0	0	0	0
Person Dead	0	0	0	0	0	0	0
<b>SUBTOTAL</b>	<b>0</b>	<b>0</b>	<b>0</b>	<b>1</b>	<b>0</b>	<b>0</b>	<b>1</b>
<b>GRAND TOTAL</b>	<b>0</b>	<b>6</b>	<b>36</b>	<b>18</b>	<b>19</b>	<b>26</b>	<b>105</b>



LOS ANGELES COUNTY SHERIFF'S DEPARTMENT  
2019 EAST PATROL DIVISION  
ALTADENA SHERIFF'S STATION PATROL AREA MAP





**LOS ANGELES COUNTY SHERIFF'S DEPARTMENT  
2019 ALTADENA SHERIFF'S STATION  
SYNOPSIS**

	Calendar Year 2018	Calendar Year 2019	Percent Change (%)	Crime Rate Per 10,000 Population	
				2018	2019

<b>TOTAL REPORTED INCIDENTS</b>	<b>3,553</b>	<b>3,944</b>	<b>11</b>		
---------------------------------	--------------	--------------	-----------	--	--

<b>PART I CRIMES</b>	<b>585</b>	<b>661</b>	<b>13</b>	<b>126.92</b>	<b>144.31</b>
Criminal Homicide	0	1	N/C	0.00	0.22
Rape	6	11	83	1.30	2.40
Robbery	21	13	-38	4.56	2.84
Aggravated Assault	56	90	61	12.15	19.65
Burglary	133	114	-14	28.86	24.89
Larceny Theft	293	374	28	63.57	81.65
Grand Theft Auto	75	54	-28	16.27	11.79
Arson	1	4	300	0.22	0.87

<b>PART II CRIMES</b>	<b>978</b>	<b>1,048</b>	<b>7</b>	<b>212.19</b>	<b>228.80</b>
-----------------------	------------	--------------	----------	---------------	---------------

<b>NONCRIMINAL INCIDENTS</b>	<b>1,990</b>	<b>2,235</b>	<b>12</b>		
------------------------------	--------------	--------------	-----------	--	--

<b>TOTAL ARRESTS</b>	<b>864</b>	<b>1,113</b>	<b>29</b>		
----------------------	------------	--------------	-----------	--	--

Adult Arrests	808	1,018	26		
Juvenile Arrests	56	95	70		

**PART I CRIMES STOLEN AND  
RECOVERED PROPERTY  
AMOUNT**

Stolen Property	\$2,727,259	\$1,821,113	-33		
Recovered Property	\$837,093	\$476,637	-43		
Percent Recovered (%)	31	26			

	Area in Square Miles 2019	Population 2019	Crime Rate Per 10,000 Population Part I Crimes		Percent Change (%)
			2018	2019	
<b>TOTAL AREA</b>	25.65	45,805	126.92	144.31	14
Unincorporated	25.65	45,805	126.92	144.31	14

**LOS ANGELES COUNTY SHERIFF'S DEPARTMENT  
2019 ALTADENA SHERIFF'S STATION  
INCIDENT AND ARREST SUMMARY**

	Reported Incidents	Adults Arrested	Juveniles Arrested	Total Arrested
<b>PART I CRIMES</b>				
Criminal Homicide	1	1	0	1
Rape	11	1	0	1
Robbery	13	2	5	7
Aggravated Assault	90	51	11	62
Burglary	114	6	10	16
Larceny Theft	374	9	3	12
Grand Theft Auto	54	6	0	6
Arson	4	0	4	4
<b>SUBTOTAL</b>	<b>661</b>	<b>76</b>	<b>33</b>	<b>109</b>
<b>PART II CRIMES</b>				
Forgery	32	3	1	4
Fraud and NSF Checks	112	6	2	8
Sex Offense, Felony	15	4	2	6
Sex Offense, Misdemeanor	12	1	1	2
Non-aggravated Assault	135	28	7	35
Weapon	20	16	1	17
Offense Against Family	10	9	0	9
Narcotic	131	154	0	154
Liquor/Tobacco	66	2	0	2
Drunk - Alcohol/Drug	23	23	0	23
Disorderly Conduct	0	1	0	1
Vagrancy/Quality of Life	0	0	0	0
Gambling	0	0	0	0
Drunk Driving - Vehicle/Boat	2	5	0	5
Vehicle/Boating	291	234	4	238
Vandalism	110	9	15	24
Warrant	0	336	11	347
Receiving Stolen Property	2	3	0	3
Federal Offense Without Money	0	0	0	0
Federal Offense With Money	5	0	0	0
Felony, Miscellaneous	27	11	1	12
Misdemeanor, Miscellaneous	55	97	17	114
<b>SUBTOTAL</b>	<b>1,048</b>	<b>942</b>	<b>62</b>	<b>1,004</b>
<b>NONCRIMINAL INCIDENTS</b>				
Person Missing or Found	1,033	0	0	0
Juvenile, Noncriminal	151	0	0	0
Commitment	0	0	0	0
Miscellaneous, Noncriminal	896	0	0	0
Suicide and Attempt	7	0	0	0
Mentally Ill	114	0	0	0
Accident, Traffic - Vehicle/Boat	0	0	0	0
Accident, Miscellaneous	1	0	0	0
Person Dead	33	0	0	0
<b>SUBTOTAL</b>	<b>2,235</b>	<b>0</b>	<b>0</b>	<b>0</b>
<b>CALENDAR YEAR 2019</b>	<b>3,944</b>	<b>1,018</b>	<b>95</b>	<b>1,113</b>
<b>CALENDAR YEAR 2018</b>	<b>3,553</b>	<b>808</b>	<b>56</b>	<b>864</b>
<b>% CHANGE 2018 TO 2019</b>	<b>11</b>	<b>26</b>	<b>70</b>	<b>29</b>

**LOS ANGELES COUNTY SHERIFF'S DEPARTMENT  
2019 ALTADENA SHERIFF'S STATION  
PART I ACTUAL OFFENSES\* CLEARED**

	Station Total	Unincorporated
<b>Criminal Homicide</b>	<b>1</b>	<b>1</b>
Number Cleared	0	0
Percent Cleared (%)	0	0
<b>Rape</b>	<b>11</b>	<b>11</b>
Number Cleared	12	12
Percent Cleared (%)	109	109
<b>Robbery</b>	<b>13</b>	<b>13</b>
Number Cleared	2	2
Percent Cleared (%)	15	15
<b>Aggravated Assault</b>	<b>88</b>	<b>88</b>
Number Cleared	58	58
Percent Cleared (%)	66	66
<b>Burglary</b>	<b>114</b>	<b>114</b>
Number Cleared	13	13
Percent Cleared (%)	11	11
<b>Larceny Theft</b>	<b>373</b>	<b>373</b>
Number Cleared	33	33
Percent Cleared (%)	9	9
<b>Grand Theft Auto</b>	<b>54</b>	<b>54</b>
Number Cleared	7	7
Percent Cleared (%)	13	13
<b>Arson</b>	<b>4</b>	<b>4</b>
Number Cleared	0	0
Percent Cleared (%)	0	0
<b>TOTAL PART I OFFENSES</b>	<b>658</b>	<b>658</b>
Number Cleared	<b>125</b>	<b>125</b>
Percent Cleared (%)	<b>19</b>	<b>19</b>

\* Actual offenses (unfounded not included)

**LOS ANGELES COUNTY SHERIFF'S DEPARTMENT  
2019 ALTADENA SHERIFF'S STATION  
COMPARISON OF INCIDENTS BY CITY/AREA**

	Unincorporated	Other	Total
<b>PART I CRIMES</b>			
Criminal Homicide	1	0	1
Rape	11	0	11
Robbery	13	0	13
Aggravated Assault	90	0	90
Burglary	114	0	114
Larceny Theft	374	0	374
Grand Theft Auto	54	0	54
Arson	4	0	4
<b>SUBTOTAL</b>	<b>661</b>	<b>0</b>	<b>661</b>
<b>PART II CRIMES</b>			
Forgery	32	0	32
Fraud and NSF Checks	112	0	112
Sex Offense, Felony	15	0	15
Sex Offense, Misdemeanor	12	0	12
Non-aggravated Assault	135	0	135
Weapon	20	0	20
Offense Against Family	10	0	10
Narcotic	131	0	131
Liquor/Tobacco	66	0	66
Drunk - Alcohol/Drug	23	0	23
Disorderly Conduct	0	0	0
Vagrancy/Quality of Life	0	0	0
Gambling	0	0	0
Drunk Driving - Vehicle/Boat	2	0	2
Vehicle/Boating	291	0	291
Vandalism	110	0	110
Warrant	0	0	0
Receiving Stolen Property	2	0	2
Federal Offense Without Money	0	0	0
Federal Offense With Money	5	0	5
Felony, Miscellaneous	27	0	27
Misdemeanor, Miscellaneous	55	0	55
<b>SUBTOTAL</b>	<b>1,048</b>	<b>0</b>	<b>1,048</b>
<b>NONCRIMINAL INCIDENTS</b>			
Person Missing or Found	1,033	0	1,033
Juvenile, Noncriminal	151	0	151
Commitment	0	0	0
Miscellaneous, Noncriminal	896	0	896
Suicide and Attempt	7	0	7
Mentally Ill	114	0	114
Accident, Traffic - Vehicle/Boat	0	0	0
Accident, Miscellaneous	1	0	1
Person Dead	33	0	33
<b>SUBTOTAL</b>	<b>2,235</b>	<b>0</b>	<b>2,235</b>
<b>CALENDAR YEAR 2019</b>	<b>3,944</b>	<b>0</b>	<b>3,944</b>
<b>CALENDAR YEAR 2018</b>	<b>3,553</b>	<b>0</b>	<b>3,553</b>
<b>% CHANGE 2018 TO 2019</b>	<b>11</b>	<b>N/C</b>	<b>11</b>

**LOS ANGELES COUNTY SHERIFF'S DEPARTMENT  
2019 ALTADENA SHERIFF'S STATION  
COMPARISON OF ARRESTS BY CITY/AREA**

	Unincorporated	Other	Total
<b>PART I CRIMES</b>			
Criminal Homicide	1	0	1
Rape	1	0	1
Robbery	5	2	7
Aggravated Assault	60	2	62
Burglary	16	0	16
Larceny Theft	12	0	12
Grand Theft Auto	6	0	6
Arson	4	0	4
<b>SUBTOTAL</b>	<b>105</b>	<b>4</b>	<b>109</b>
<b>PART II CRIMES</b>			
Forgery	4	0	4
Fraud and NSF Checks	8	0	8
Sex Offense, Felony	6	0	6
Sex Offense, Misdemeanor	2	0	2
Non-aggravated Assault	34	1	35
Weapon	17	0	17
Offense Against Family	9	0	9
Narcotic	152	2	154
Liquor/Tobacco	2	0	2
Drunk - Alcohol/Drug	22	1	23
Disorderly Conduct	1	0	1
Vagrancy/Quality of Life	0	0	0
Gambling	0	0	0
Drunk Driving - Vehicle/Boat	4	1	5
Vehicle/Boating	238	0	238
Vandalism	24	0	24
Warrant	346	1	347
Receiving Stolen Property	3	0	3
Federal Offense Without Money	0	0	0
Federal Offense With Money	0	0	0
Felony, Miscellaneous	12	0	12
Misdemeanor, Miscellaneous	113	1	114
<b>SUBTOTAL</b>	<b>997</b>	<b>7</b>	<b>1,004</b>
<b>NONCRIMINAL INCIDENTS</b>			
Person Missing or Found	0	0	0
Juvenile, Noncriminal	0	0	0
Commitment	0	0	0
Miscellaneous, Noncriminal	0	0	0
Suicide and Attempt	0	0	0
Mentally Ill	0	0	0
Accident, Traffic - Vehicle/Boat	0	0	0
Accident, Miscellaneous	0	0	0
Person Dead	0	0	0
<b>SUBTOTAL</b>	<b>0</b>	<b>0</b>	<b>0</b>
<b>CALENDAR YEAR 2019</b>	<b>1,102</b>	<b>11</b>	<b>1,113</b>
<b>CALENDAR YEAR 2018</b>	<b>855</b>	<b>9</b>	<b>864</b>
<b>% CHANGE 2018 TO 2019</b>	<b>29</b>	<b>22</b>	<b>29</b>

**LOS ANGELES COUNTY SHERIFF'S DEPARTMENT  
2019 ALTADENA SHERIFF'S STATION  
COMPARISON OF ADULT ARRESTS BY CITY/AREA**

	Unincorporated	Other	Total
<b>PART I CRIMES</b>			
Criminal Homicide	1	0	1
Rape	1	0	1
Robbery	2	0	2
Aggravated Assault	49	2	51
Burglary	6	0	6
Larceny Theft	9	0	9
Grand Theft Auto	6	0	6
Arson	0	0	0
<b>SUBTOTAL</b>	<b>74</b>	<b>2</b>	<b>76</b>
<b>PART II CRIMES</b>			
Forgery	3	0	3
Fraud and NSF Checks	6	0	6
Sex Offense, Felony	4	0	4
Sex Offense, Misdemeanor	1	0	1
Non-aggravated Assault	27	1	28
Weapon	16	0	16
Offense Against Family	9	0	9
Narcotic	152	2	154
Liquor/Tobacco	2	0	2
Drunk - Alcohol/Drug	22	1	23
Disorderly Conduct	1	0	1
Vagrancy/Quality of Life	0	0	0
Gambling	0	0	0
Drunk Driving - Vehicle/Boat	4	1	5
Vehicle/Boating	234	0	234
Vandalism	9	0	9
Warrant	335	1	336
Receiving Stolen Property	3	0	3
Federal Offense Without Money	0	0	0
Federal Offense With Money	0	0	0
Felony, Miscellaneous	11	0	11
Misdemeanor, Miscellaneous	96	1	97
<b>SUBTOTAL</b>	<b>935</b>	<b>7</b>	<b>942</b>
<b>NONCRIMINAL INCIDENTS</b>			
Person Missing or Found	0	0	0
Juvenile, Noncriminal	0	0	0
Commitment	0	0	0
Miscellaneous, Noncriminal	0	0	0
Suicide and Attempt	0	0	0
Mentally Ill	0	0	0
Accident, Traffic - Vehicle/Boat	0	0	0
Accident, Miscellaneous	0	0	0
Person Dead	0	0	0
<b>SUBTOTAL</b>	<b>0</b>	<b>0</b>	<b>0</b>
<b>CALENDAR YEAR 2019</b>	<b>1,009</b>	<b>9</b>	<b>1,018</b>
<b>CALENDAR YEAR 2018</b>	<b>800</b>	<b>8</b>	<b>808</b>
<b>% CHANGE 2018 TO 2019</b>	<b>26</b>	<b>12</b>	<b>26</b>

**LOS ANGELES COUNTY SHERIFF'S DEPARTMENT**  
**2019 ALTADENA SHERIFF'S STATION**  
**COMPARISON OF JUVENILE ARRESTS BY CITY/AREA**

	Unincorporated	Other	Total
<b>PART I CRIMES</b>			
Criminal Homicide	0	0	0
Rape	0	0	0
Robbery	3	2	5
Aggravated Assault	11	0	11
Burglary	10	0	10
Larceny Theft	3	0	3
Grand Theft Auto	0	0	0
Arson	4	0	4
<b>SUBTOTAL</b>	<b>31</b>	<b>2</b>	<b>33</b>
<b>PART II CRIMES</b>			
Forgery	1	0	1
Fraud and NSF Checks	2	0	2
Sex Offense, Felony	2	0	2
Sex Offense, Misdemeanor	1	0	1
Non-aggravated Assault	7	0	7
Weapon	1	0	1
Offense Against Family	0	0	0
Narcotic	0	0	0
Liquor/Tobacco	0	0	0
Drunk - Alcohol/Drug	0	0	0
Disorderly Conduct	0	0	0
Vagrancy/Quality of Life	0	0	0
Gambling	0	0	0
Drunk Driving - Vehicle/Boat	0	0	0
Vehicle/Boating	4	0	4
Vandalism	15	0	15
Warrant	11	0	11
Receiving Stolen Property	0	0	0
Federal Offense Without Money	0	0	0
Federal Offense With Money	0	0	0
Felony, Miscellaneous	1	0	1
Misdemeanor, Miscellaneous	17	0	17
<b>SUBTOTAL</b>	<b>62</b>	<b>0</b>	<b>62</b>
<b>NONCRIMINAL INCIDENTS</b>			
Person Missing or Found	0	0	0
Juvenile, Noncriminal	0	0	0
Commitment	0	0	0
Miscellaneous, Noncriminal	0	0	0
Suicide and Attempt	0	0	0
Mentally Ill	0	0	0
Accident, Traffic - Vehicle/Boat	0	0	0
Accident, Miscellaneous	0	0	0
Person Dead	0	0	0
<b>SUBTOTAL</b>	<b>0</b>	<b>0</b>	<b>0</b>
<b>CALENDAR YEAR 2019</b>	<b>93</b>	<b>2</b>	<b>95</b>
<b>CALENDAR YEAR 2018</b>	<b>55</b>	<b>1</b>	<b>56</b>
<b>% CHANGE 2018 TO 2019</b>	<b>69</b>	<b>100</b>	<b>70</b>



**LOS ANGELES COUNTY SHERIFF'S DEPARTMENT  
2019 ALTADENA SHERIFF'S STATION  
MALE ADULT ARRESTS BY AGE**

	18	19	20	21	22	23	24
<b>PART I CRIMES</b>							
Criminal Homicide	0	0	0	0	0	0	0
Rape	0	0	0	0	0	0	0
Robbery	0	0	0	0	0	0	0
Aggravated Assault	0	0	0	0	0	2	3
Burglary	0	1	0	0	0	0	0
Larceny Theft	0	0	1	0	0	1	0
Grand Theft Auto	0	0	1	0	0	0	0
Arson	0	0	0	0	0	0	0
<b>SUBTOTAL</b>	<b>0</b>	<b>1</b>	<b>2</b>	<b>0</b>	<b>0</b>	<b>3</b>	<b>3</b>
<b>PART II CRIMES</b>							
Forgery	0	0	0	0	0	0	0
Fraud and NSF Checks	0	0	0	0	0	0	1
Sex Offense, Felony	0	0	0	0	0	0	0
Sex Offense, Misdemeanor	0	0	0	0	0	0	0
Non-aggravated Assault	0	0	1	0	0	1	0
Weapon	0	1	1	0	0	0	1
Offense Against Family	0	0	0	0	0	0	0
Narcotic	0	2	1	1	3	4	2
Liquor/Tobacco	0	0	0	0	0	0	0
Drunk - Alcohol/Drug	1	0	0	2	0	0	0
Disorderly Conduct	0	0	0	0	0	0	0
Vagrancy/Quality of Life	0	0	0	0	0	0	0
Gambling	0	0	0	0	0	0	0
Drunk Driving - Vehicle/Boat	0	0	0	0	0	0	0
Vehicle/Boating	5	3	1	3	2	9	10
Vandalism	0	0	0	0	0	0	0
Warrant	2	3	2	4	0	14	4
Receiving Stolen Property	0	0	0	0	0	0	0
Federal Offense Without Money	0	0	0	0	0	0	0
Federal Offense With Money	0	0	0	0	0	0	0
Felony, Miscellaneous	1	1	0	0	0	0	0
Misdemeanor, Miscellaneous	0	2	3	2	6	3	2
<b>SUBTOTAL</b>	<b>9</b>	<b>12</b>	<b>9</b>	<b>12</b>	<b>11</b>	<b>31</b>	<b>20</b>
<b>NONCRIMINAL INCIDENTS</b>							
Person Missing or Found	0	0	0	0	0	0	0
Juvenile, Noncriminal	0	0	0	0	0	0	0
Commitment	0	0	0	0	0	0	0
Miscellaneous, Noncriminal	0	0	0	0	0	0	0
Suicide and Attempt	0	0	0	0	0	0	0
Mentally Ill	0	0	0	0	0	0	0
Accident, Traffic - Vehicle/Boat	0	0	0	0	0	0	0
Accident, Miscellaneous	0	0	0	0	0	0	0
Person Dead	0	0	0	0	0	0	0
<b>SUBTOTAL</b>	<b>0</b>	<b>0</b>	<b>0</b>	<b>0</b>	<b>0</b>	<b>0</b>	<b>0</b>
<b>GRAND TOTAL</b>	<b>9</b>	<b>13</b>	<b>11</b>	<b>12</b>	<b>11</b>	<b>34</b>	<b>23</b>

**LOS ANGELES COUNTY SHERIFF'S DEPARTMENT**  
**2019 ALTADENA SHERIFF'S STATION**  
**MALE ADULT ARRESTS BY AGE**

	25-29	30-34	35-39	40-44	45-49	50+	Total
<b>PART I CRIMES</b>							
Criminal Homicide	1	0	0	0	0	0	1
Rape	1	0	0	0	0	0	1
Robbery	0	0	0	0	0	1	1
Aggravated Assault	6	6	2	4	4	9	36
Burglary	1	0	0	1	0	1	4
Larceny Theft	0	0	0	1	1	4	8
Grand Theft Auto	1	1	1	1	0	0	5
Arson	0	0	0	0	0	0	0
<b>SUBTOTAL</b>	<b>10</b>	<b>7</b>	<b>3</b>	<b>7</b>	<b>5</b>	<b>15</b>	<b>56</b>
<b>PART II CRIMES</b>							
Forgery	0	0	0	1	0	1	2
Fraud and NSF Checks	0	0	0	2	0	0	3
Sex Offense, Felony	0	0	0	1	1	2	4
Sex Offense, Misdemeanor	0	0	0	0	0	1	1
Non-aggravated Assault	5	4	2	1	3	4	21
Weapon	2	2	4	0	1	3	15
Offense Against Family	2	2	1	2	1	0	8
Narcotic	13	18	20	16	10	33	123
Liquor/Tobacco	0	2	0	0	0	0	2
Drunk - Alcohol/Drug	2	5	1	1	1	9	22
Disorderly Conduct	0	0	0	0	0	1	1
Vagrancy/Quality of Life	0	0	0	0	0	0	0
Gambling	0	0	0	0	0	0	0
Drunk Driving - Vehicle/Boat	1	0	1	2	0	1	5
Vehicle/Boating	37	19	20	7	8	56	180
Vandalism	0	2	1	0	1	2	6
Warrant	46	32	28	24	12	85	256
Receiving Stolen Property	0	0	1	1	1	0	3
Federal Offense Without Money	0	0	0	0	0	0	0
Federal Offense With Money	0	0	0	0	0	0	0
Felony, Miscellaneous	2	0	1	0	2	3	10
Misdemeanor, Miscellaneous	10	9	9	4	9	26	85
<b>SUBTOTAL</b>	<b>120</b>	<b>95</b>	<b>89</b>	<b>62</b>	<b>50</b>	<b>227</b>	<b>747</b>
<b>NONCRIMINAL INCIDENTS</b>							
Person Missing or Found	0	0	0	0	0	0	0
Juvenile, Noncriminal	0	0	0	0	0	0	0
Commitment	0	0	0	0	0	0	0
Miscellaneous, Noncriminal	0	0	0	0	0	0	0
Suicide and Attempt	0	0	0	0	0	0	0
Mentally Ill	0	0	0	0	0	0	0
Accident, Traffic - Vehicle/Boat	0	0	0	0	0	0	0
Accident, Miscellaneous	0	0	0	0	0	0	0
Person Dead	0	0	0	0	0	0	0
<b>SUBTOTAL</b>	<b>0</b>	<b>0</b>	<b>0</b>	<b>0</b>	<b>0</b>	<b>0</b>	<b>0</b>
<b>GRAND TOTAL</b>	<b>130</b>	<b>102</b>	<b>92</b>	<b>69</b>	<b>55</b>	<b>242</b>	<b>803</b>

**LOS ANGELES COUNTY SHERIFF'S DEPARTMENT  
2019 ALTADENA SHERIFF'S STATION  
MALE JUVENILE ARRESTS BY AGE**

	0-10	11-12	13-14	15	16	17	Total
<b>PART I CRIMES</b>							
Criminal Homicide	0	0	0	0	0	0	0
Rape	0	0	0	0	0	0	0
Robbery	0	0	1	1	1	0	3
Aggravated Assault	0	1	1	3	4	0	9
Burglary	0	0	2	3	3	2	10
Larceny Theft	0	1	0	1	0	0	2
Grand Theft Auto	0	0	0	0	0	0	0
Arson	0	1	2	1	0	0	4
<b>SUBTOTAL</b>	<b>0</b>	<b>3</b>	<b>6</b>	<b>9</b>	<b>8</b>	<b>2</b>	<b>28</b>
<b>PART II CRIMES</b>							
Forgery	0	0	0	1	0	0	1
Fraud and NSF Checks	0	0	0	1	0	1	2
Sex Offense, Felony	0	0	2	0	0	0	2
Sex Offense, Misdemeanor	0	0	0	1	0	0	1
Non-aggravated Assault	0	1	3	0	0	0	4
Weapon	0	0	1	0	0	0	1
Offense Against Family	0	0	0	0	0	0	0
Narcotic	0	0	0	0	0	0	0
Liquor/Tobacco	0	0	0	0	0	0	0
Drunk - Alcohol/Drug	0	0	0	0	0	0	0
Disorderly Conduct	0	0	0	0	0	0	0
Vagrancy/Quality of Life	0	0	0	0	0	0	0
Gambling	0	0	0	0	0	0	0
Drunk Driving - Vehicle/Boat	0	0	0	0	0	0	0
Vehicle/Boating	0	0	0	0	1	2	3
Vandalism	0	0	6	6	1	0	13
Warrant	0	0	2	2	3	4	11
Receiving Stolen Property	0	0	0	0	0	0	0
Federal Offense Without Money	0	0	0	0	0	0	0
Federal Offense With Money	0	0	0	0	0	0	0
Felony, Miscellaneous	0	1	0	0	0	0	1
Misdemeanor, Miscellaneous	0	3	6	2	1	0	12
<b>SUBTOTAL</b>	<b>0</b>	<b>5</b>	<b>20</b>	<b>13</b>	<b>6</b>	<b>7</b>	<b>51</b>
<b>NONCRIMINAL INCIDENTS</b>							
Person Missing or Found	0	0	0	0	0	0	0
Juvenile, Noncriminal	0	0	0	0	0	0	0
Commitment	0	0	0	0	0	0	0
Miscellaneous, Noncriminal	0	0	0	0	0	0	0
Suicide and Attempt	0	0	0	0	0	0	0
Mentally Ill	0	0	0	0	0	0	0
Accident, Traffic - Vehicle/Boat	0	0	0	0	0	0	0
Accident, Miscellaneous	0	0	0	0	0	0	0
Person Dead	0	0	0	0	0	0	0
<b>SUBTOTAL</b>	<b>0</b>	<b>0</b>	<b>0</b>	<b>0</b>	<b>0</b>	<b>0</b>	<b>0</b>
<b>GRAND TOTAL</b>	<b>0</b>	<b>8</b>	<b>26</b>	<b>22</b>	<b>14</b>	<b>9</b>	<b>79</b>

**LOS ANGELES COUNTY SHERIFF'S DEPARTMENT  
2019 ALTADENA SHERIFF'S STATION  
FEMALE ADULT ARRESTS BY AGE**

	18	19	20	21	22	23	24
<b>PART I CRIMES</b>							
Criminal Homicide	0	0	0	0	0	0	0
Rape	0	0	0	0	0	0	0
Robbery	0	0	0	0	0	0	0
Aggravated Assault	0	0	0	1	1	0	1
Burglary	0	0	0	0	0	1	0
Larceny Theft	0	0	0	0	0	0	0
Grand Theft Auto	0	0	1	0	0	0	0
Arson	0	0	0	0	0	0	0
<b>SUBTOTAL</b>	<b>0</b>	<b>0</b>	<b>1</b>	<b>1</b>	<b>1</b>	<b>1</b>	<b>1</b>
<b>PART II CRIMES</b>							
Forgery	0	0	0	0	1	0	0
Fraud and NSF Checks	0	0	0	0	0	0	0
Sex Offense, Felony	0	0	0	0	0	0	0
Sex Offense, Misdemeanor	0	0	0	0	0	0	0
Non-aggravated Assault	0	0	0	0	0	0	1
Weapon	0	0	0	0	0	0	0
Offense Against Family	0	0	0	0	0	0	0
Narcotic	0	0	2	1	1	0	1
Liquor/Tobacco	0	0	0	0	0	0	0
Drunk - Alcohol/Drug	0	0	0	0	0	0	0
Disorderly Conduct	0	0	0	0	0	0	0
Vagrancy/Quality of Life	0	0	0	0	0	0	0
Gambling	0	0	0	0	0	0	0
Drunk Driving - Vehicle/Boat	0	0	0	0	0	0	0
Vehicle/Boating	0	3	3	2	1	2	3
Vandalism	1	0	0	0	0	0	0
Warrant	0	2	3	0	1	4	3
Receiving Stolen Property	0	0	0	0	0	0	0
Federal Offense Without Money	0	0	0	0	0	0	0
Federal Offense With Money	0	0	0	0	0	0	0
Felony, Miscellaneous	0	0	1	0	0	0	0
Misdemeanor, Miscellaneous	1	0	0	0	0	0	1
<b>SUBTOTAL</b>	<b>2</b>	<b>5</b>	<b>9</b>	<b>3</b>	<b>4</b>	<b>6</b>	<b>9</b>
<b>NONCRIMINAL INCIDENTS</b>							
Person Missing or Found	0	0	0	0	0	0	0
Juvenile, Noncriminal	0	0	0	0	0	0	0
Commitment	0	0	0	0	0	0	0
Miscellaneous, Noncriminal	0	0	0	0	0	0	0
Suicide and Attempt	0	0	0	0	0	0	0
Mentally Ill	0	0	0	0	0	0	0
Accident, Traffic - Vehicle/Boat	0	0	0	0	0	0	0
Accident, Miscellaneous	0	0	0	0	0	0	0
Person Dead	0	0	0	0	0	0	0
<b>SUBTOTAL</b>	<b>0</b>	<b>0</b>	<b>0</b>	<b>0</b>	<b>0</b>	<b>0</b>	<b>0</b>
<b>GRAND TOTAL</b>	<b>2</b>	<b>5</b>	<b>10</b>	<b>4</b>	<b>5</b>	<b>7</b>	<b>10</b>

**LOS ANGELES COUNTY SHERIFF'S DEPARTMENT  
2019 ALTADENA SHERIFF'S STATION  
FEMALE ADULT ARRESTS BY AGE**

	25-29	30-34	35-39	40-44	45-49	50+	Total
<b>PART I CRIMES</b>							
Criminal Homicide	0	0	0	0	0	0	0
Rape	0	0	0	0	0	0	0
Robbery	1	0	0	0	0	0	1
Aggravated Assault	1	3	3	1	1	3	15
Burglary	1	0	0	0	0	0	2
Larceny Theft	0	0	0	1	0	0	1
Grand Theft Auto	0	0	0	0	0	0	1
Arson	0	0	0	0	0	0	0
<b>SUBTOTAL</b>	<b>3</b>	<b>3</b>	<b>3</b>	<b>2</b>	<b>1</b>	<b>3</b>	<b>20</b>
<b>PART II CRIMES</b>							
Forgery	0	0	0	0	0	0	1
Fraud and NSF Checks	2	0	1	0	0	0	3
Sex Offense, Felony	0	0	0	0	0	0	0
Sex Offense, Misdemeanor	0	0	0	0	0	0	0
Non-aggravated Assault	1	1	0	0	2	2	7
Weapon	0	0	0	0	1	0	1
Offense Against Family	0	0	0	1	0	0	1
Narcotic	6	8	6	2	2	2	31
Liquor/Tobacco	0	0	0	0	0	0	0
Drunk - Alcohol/Drug	0	0	0	0	0	1	1
Disorderly Conduct	0	0	0	0	0	0	0
Vagrancy/Quality of Life	0	0	0	0	0	0	0
Gambling	0	0	0	0	0	0	0
Drunk Driving - Vehicle/Boat	0	0	0	0	0	0	0
Vehicle/Boating	7	9	5	6	3	10	54
Vandalism	1	0	0	1	0	0	3
Warrant	17	15	10	6	7	11	79
Receiving Stolen Property	0	0	0	0	0	0	0
Federal Offense Without Money	0	0	0	0	0	0	0
Federal Offense With Money	0	0	0	0	0	0	0
Felony, Miscellaneous	0	0	0	0	0	0	1
Misdemeanor, Miscellaneous	2	3	0	2	1	2	12
<b>SUBTOTAL</b>	<b>36</b>	<b>36</b>	<b>22</b>	<b>18</b>	<b>16</b>	<b>28</b>	<b>194</b>
<b>NONCRIMINAL INCIDENTS</b>							
Person Missing or Found	0	0	0	0	0	0	0
Juvenile, Noncriminal	0	0	0	0	0	0	0
Commitment	0	0	0	0	0	0	0
Miscellaneous, Noncriminal	0	0	0	0	0	0	0
Suicide and Attempt	0	0	0	0	0	0	0
Mentally Ill	0	0	0	0	0	0	0
Accident, Traffic - Vehicle/Boat	0	0	0	0	0	0	0
Accident, Miscellaneous	0	0	0	0	0	0	0
Person Dead	0	0	0	0	0	0	0
<b>SUBTOTAL</b>	<b>0</b>	<b>0</b>	<b>0</b>	<b>0</b>	<b>0</b>	<b>0</b>	<b>0</b>
<b>GRAND TOTAL</b>	<b>39</b>	<b>39</b>	<b>25</b>	<b>20</b>	<b>17</b>	<b>31</b>	<b>214</b>

**LOS ANGELES COUNTY SHERIFF'S DEPARTMENT  
2019 ALTADENA SHERIFF'S STATION  
FEMALE JUVENILE ARRESTS BY AGE**

	0-10	11-12	13-14	15	16	17	Total
<b>PART I CRIMES</b>							
Criminal Homicide	0	0	0	0	0	0	0
Rape	0	0	0	0	0	0	0
Robbery	0	0	1	1	0	0	2
Aggravated Assault	0	0	2	0	0	0	2
Burglary	0	0	0	0	0	0	0
Larceny Theft	0	0	1	0	0	0	1
Grand Theft Auto	0	0	0	0	0	0	0
Arson	0	0	0	0	0	0	0
<b>SUBTOTAL</b>	<b>0</b>	<b>0</b>	<b>4</b>	<b>1</b>	<b>0</b>	<b>0</b>	<b>5</b>
<b>PART II CRIMES</b>							
Forgery	0	0	0	0	0	0	0
Fraud and NSF Checks	0	0	0	0	0	0	0
Sex Offense, Felony	0	0	0	0	0	0	0
Sex Offense, Misdemeanor	0	0	0	0	0	0	0
Non-aggravated Assault	0	2	1	0	0	0	3
Weapon	0	0	0	0	0	0	0
Offense Against Family	0	0	0	0	0	0	0
Narcotic	0	0	0	0	0	0	0
Liquor/Tobacco	0	0	0	0	0	0	0
Drunk - Alcohol/Drug	0	0	0	0	0	0	0
Disorderly Conduct	0	0	0	0	0	0	0
Vagrancy/Quality of Life	0	0	0	0	0	0	0
Gambling	0	0	0	0	0	0	0
Drunk Driving - Vehicle/Boat	0	0	0	0	0	0	0
Vehicle/Boating	0	0	0	0	0	1	1
Vandalism	0	0	2	0	0	0	2
Warrant	0	0	0	0	0	0	0
Receiving Stolen Property	0	0	0	0	0	0	0
Federal Offense Without Money	0	0	0	0	0	0	0
Federal Offense With Money	0	0	0	0	0	0	0
Felony, Miscellaneous	0	0	0	0	0	0	0
Misdemeanor, Miscellaneous	0	2	3	0	0	0	5
<b>SUBTOTAL</b>	<b>0</b>	<b>4</b>	<b>6</b>	<b>0</b>	<b>0</b>	<b>1</b>	<b>11</b>
<b>NONCRIMINAL INCIDENTS</b>							
Person Missing or Found	0	0	0	0	0	0	0
Juvenile, Noncriminal	0	0	0	0	0	0	0
Commitment	0	0	0	0	0	0	0
Miscellaneous, Noncriminal	0	0	0	0	0	0	0
Suicide and Attempt	0	0	0	0	0	0	0
Mentally Ill	0	0	0	0	0	0	0
Accident, Traffic - Vehicle/Boat	0	0	0	0	0	0	0
Accident, Miscellaneous	0	0	0	0	0	0	0
Person Dead	0	0	0	0	0	0	0
<b>SUBTOTAL</b>	<b>0</b>	<b>0</b>	<b>0</b>	<b>0</b>	<b>0</b>	<b>0</b>	<b>0</b>
<b>GRAND TOTAL</b>	<b>0</b>	<b>4</b>	<b>10</b>	<b>1</b>	<b>0</b>	<b>1</b>	<b>16</b>

LOS ANGELES COUNTY SHERIFF'S DEPARTMENT  
**2019 ALTADENA SHERIFF'S STATION - UNINCORPORATED AREA**  
**INCIDENT AND ARREST SUMMARY**

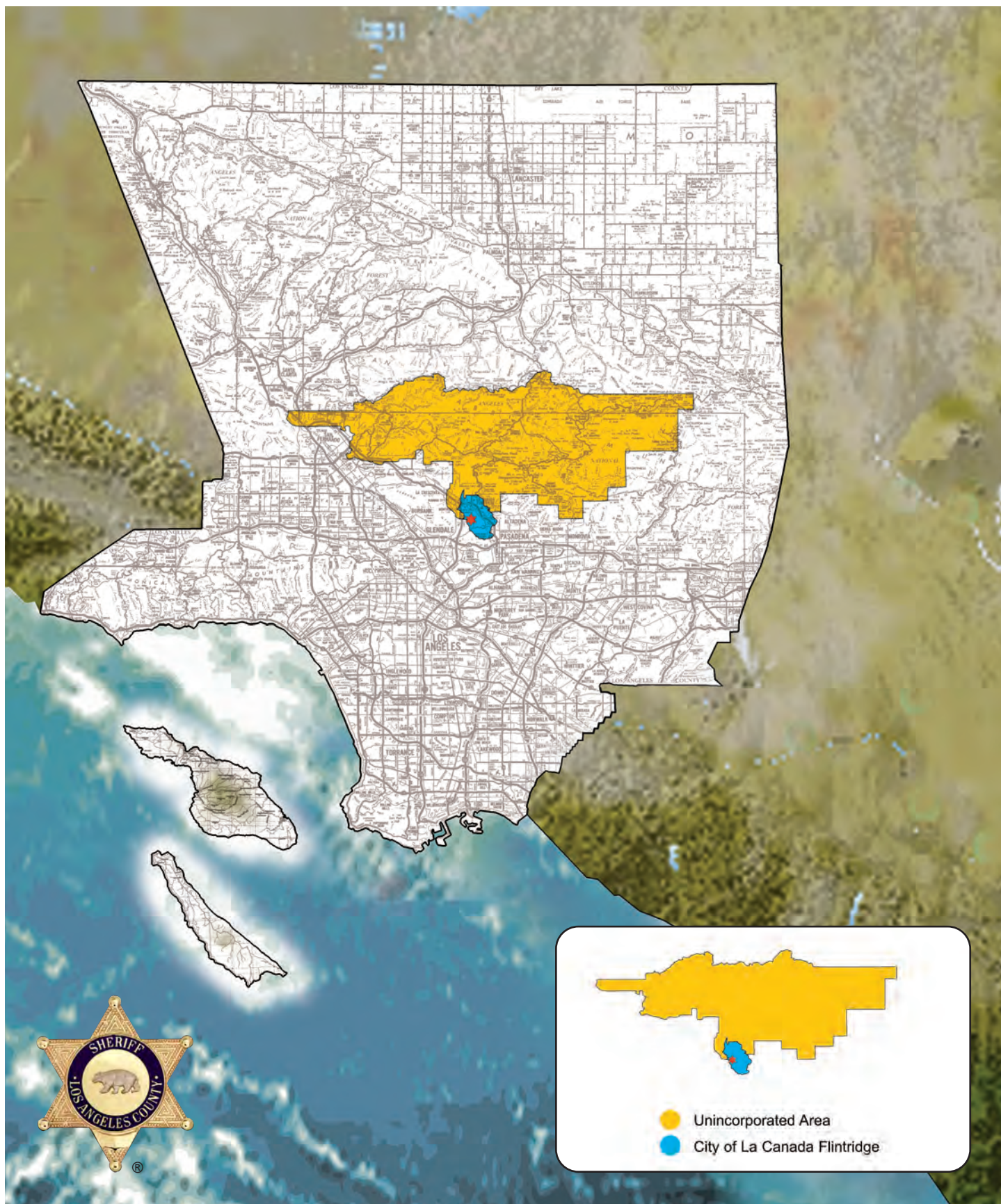
	Reported Incidents	Adults Arrested	Juveniles Arrested	Total Arrested
<b>PART I CRIMES</b>				
Criminal Homicide	1	1	0	1
Rape	11	1	0	1
Robbery	13	2	3	5
Aggravated Assault	90	49	11	60
Burglary	114	6	10	16
Larceny Theft	374	9	3	12
Grand Theft Auto	54	6	0	6
Arson	4	0	4	4
<b>SUBTOTAL</b>	<b>661</b>	<b>74</b>	<b>31</b>	<b>105</b>
<b>PART II CRIMES</b>				
Forgery	32	3	1	4
Fraud and NSF Checks	112	6	2	8
Sex Offense, Felony	15	4	2	6
Sex Offense, Misdemeanor	12	1	1	2
Non-aggravated Assault	135	27	7	34
Weapon	20	16	1	17
Offense Against Family	10	9	0	9
Narcotic	131	152	0	152
Liquor/Tobacco	66	2	0	2
Drunk - Alcohol/Drug	23	22	0	22
Disorderly Conduct	0	1	0	1
Vagrancy/Quality of Life	0	0	0	0
Gambling	0	0	0	0
Drunk Driving - Vehicle/Boat	2	4	0	4
Vehicle/Boating	291	234	4	238
Vandalism	110	9	15	24
Warrant	0	335	11	346
Receiving Stolen Property	2	3	0	3
Federal Offense Without Money	0	0	0	0
Federal Offense With Money	5	0	0	0
Felony, Miscellaneous	27	11	1	12
Misdemeanor, Miscellaneous	55	96	17	113
<b>SUBTOTAL</b>	<b>1,048</b>	<b>935</b>	<b>62</b>	<b>997</b>
<b>NONCRIMINAL INCIDENTS</b>				
Person Missing or Found	1,033	0	0	0
Juvenile, Noncriminal	151	0	0	0
Commitment	0	0	0	0
Miscellaneous, Noncriminal	896	0	0	0
Suicide and Attempt	7	0	0	0
Mentally Ill	114	0	0	0
Accident, Traffic - Vehicle/Boat	0	0	0	0
Accident, Miscellaneous	1	0	0	0
Person Dead	33	0	0	0
<b>SUBTOTAL</b>	<b>2,235</b>	<b>0</b>	<b>0</b>	<b>0</b>
<b>CALENDAR YEAR 2019</b>	<b>3,944</b>	<b>1,009</b>	<b>93</b>	<b>1,102</b>
<b>CALENDAR YEAR 2018</b>	<b>3,553</b>	<b>800</b>	<b>55</b>	<b>855</b>
<b>% CHANGE 2018 TO 2019</b>	<b>11</b>	<b>26</b>	<b>69</b>	<b>29</b>



**LOS ANGELES COUNTY SHERIFF'S DEPARTMENT**  
**2019 ALTADENA SHERIFF'S STATION - OTHER**  
**INCIDENT AND ARREST SUMMARY**

	Reported Incidents	Adults Arrested	Juveniles Arrested	Total Arrested
<b>PART I CRIMES</b>				
Criminal Homicide	0	0	0	0
Rape	0	0	0	0
Robbery	0	0	2	2
Aggravated Assault	0	2	0	2
Burglary	0	0	0	0
Larceny Theft	0	0	0	0
Grand Theft Auto	0	0	0	0
Arson	0	0	0	0
<b>SUBTOTAL</b>	<b>0</b>	<b>2</b>	<b>2</b>	<b>4</b>
<b>PART II CRIMES</b>				
Forgery	0	0	0	0
Fraud and NSF Checks	0	0	0	0
Sex Offense, Felony	0	0	0	0
Sex Offense, Misdemeanor	0	0	0	0
Non-aggravated Assault	0	1	0	1
Weapon	0	0	0	0
Offense Against Family	0	0	0	0
Narcotic	0	2	0	2
Liquor/Tobacco	0	0	0	0
Drunk - Alcohol/Drug	0	1	0	1
Disorderly Conduct	0	0	0	0
Vagrancy/Quality of Life	0	0	0	0
Gambling	0	0	0	0
Drunk Driving - Vehicle/Boat	0	1	0	1
Vehicle/Boating	0	0	0	0
Vandalism	0	0	0	0
Warrant	0	1	0	1
Receiving Stolen Property	0	0	0	0
Federal Offense Without Money	0	0	0	0
Federal Offense With Money	0	0	0	0
Felony, Miscellaneous	0	0	0	0
Misdemeanor, Miscellaneous	0	1	0	1
<b>SUBTOTAL</b>	<b>0</b>	<b>7</b>	<b>0</b>	<b>7</b>
<b>NONCRIMINAL INCIDENTS</b>				
Person Missing or Found	0	0	0	0
Juvenile, Noncriminal	0	0	0	0
Commitment	0	0	0	0
Miscellaneous, Noncriminal	0	0	0	0
Suicide and Attempt	0	0	0	0
Mentally Ill	0	0	0	0
Accident, Traffic - Vehicle/Boat	0	0	0	0
Accident, Miscellaneous	0	0	0	0
Person Dead	0	0	0	0
<b>SUBTOTAL</b>	<b>0</b>	<b>0</b>	<b>0</b>	<b>0</b>
<b>CALENDAR YEAR 2019</b>	<b>0</b>	<b>9</b>	<b>2</b>	<b>11</b>
<b>CALENDAR YEAR 2018</b>	<b>0</b>	<b>8</b>	<b>1</b>	<b>9</b>
<b>% CHANGE 2018 TO 2019</b>	<b>N/C</b>	<b>12</b>	<b>100</b>	<b>22</b>

LOS ANGELES COUNTY SHERIFF'S DEPARTMENT  
2019 EAST PATROL DIVISION  
CRESCENTA VALLEY SHERIFF'S STATION PATROL AREA MAP



LOS ANGELES COUNTY SHERIFF'S DEPARTMENT  
**2019 CRESCENTA VALLEY SHERIFF'S STATION**  
**SYNOPSIS**

	Calendar Year 2018	Calendar Year 2019	Percent Change (%)	Crime Rate Per 10,000 Population	
				2018	2019

<b>TOTAL REPORTED INCIDENTS</b>	<b>2,341</b>	<b>2,425</b>	<b>4</b>		
---------------------------------	--------------	--------------	----------	--	--

<b>PART I CRIMES</b>	<b>575</b>	<b>549</b>	<b>-5</b>	<b>136.67</b>	<b>131.32</b>
Criminal Homicide	3	0	-100	0.71	0.00
Rape	6	5	-17	1.43	1.20
Robbery	11	12	9	2.61	2.87
Aggravated Assault	17	17	0	4.04	4.07
Burglary	135	144	7	32.09	34.44
Larceny Theft	370	350	-5	87.94	83.72
Grand Theft Auto	28	21	-25	6.66	5.02
Arson	5	0	-100	1.19	0.00

<b>PART II CRIMES</b>	<b>937</b>	<b>1,015</b>	<b>8</b>	<b>222.71</b>	<b>242.79</b>
-----------------------	------------	--------------	----------	---------------	---------------

<b>NONCRIMINAL INCIDENTS</b>	<b>829</b>	<b>861</b>	<b>4</b>		
------------------------------	------------	------------	----------	--	--

<b>TOTAL ARRESTS</b>	<b>891</b>	<b>845</b>	<b>-5</b>		
----------------------	------------	------------	-----------	--	--

Adult Arrests	866	829	-4		
Juvenile Arrests	25	16	-36		

**PART I CRIMES STOLEN AND  
RECOVERED PROPERTY  
AMOUNT**

Stolen Property*	\$3,267,533	\$4,172,579	28		
Recovered Property	\$517,255	\$198,253	-62		
Percent Recovered (%)	16	5			

	Area in Square Miles 2019	Population 2019	Crime Rate Per 10,000 Population Part I Crimes		Percent Change (%)
			2018	2019	
<b>TOTAL AREA</b>	263.24	41,806	136.67	131.32	-4
Unincorporated	254.60	21,161	108.58	98.77	-9
City of La Canada/Flintridge	8.64	20,645	165.65	164.69	-1



**LOS ANGELES COUNTY SHERIFF'S DEPARTMENT**  
**2019 CRESCENTA VALLEY SHERIFF'S STATION**  
**INCIDENT AND ARREST SUMMARY**

	Reported Incidents	Adults Arrested	Juveniles Arrested	Total Arrested
<b>PART I CRIMES</b>				
Criminal Homicide	0	2	0	2
Rape	5	1	0	1
Robbery	12	1	1	2
Aggravated Assault	17	19	1	20
Burglary	144	14	2	16
Larceny Theft	350	21	0	21
Grand Theft Auto	21	4	0	4
Arson	0	0	0	0
<b>SUBTOTAL</b>	<b>549</b>	<b>62</b>	<b>4</b>	<b>66</b>
<b>PART II CRIMES</b>				
Forgery	18	3	0	3
Fraud and NSF Checks	150	4	0	4
Sex Offense, Felony	7	3	1	4
Sex Offense, Misdemeanor	6	8	0	8
Non-aggravated Assault	61	16	4	20
Weapon	8	5	2	7
Offense Against Family	6	2	0	2
Narcotic	47	72	1	73
Liquor/Tobacco	3	1	0	1
Drunk - Alcohol/Drug	6	8	0	8
Disorderly Conduct	13	2	0	2
Vagrancy/Quality of Life	1	0	0	0
Gambling	0	0	0	0
Drunk Driving - Vehicle/Boat	28	43	0	43
Vehicle/Boating	488	251	2	253
Vandalism	91	1	0	1
Warrant	1	263	1	264
Receiving Stolen Property	2	1	0	1
Federal Offense Without Money	0	0	0	0
Federal Offense With Money	3	0	0	0
Felony, Miscellaneous	16	7	1	8
Misdemeanor, Miscellaneous	60	75	0	75
<b>SUBTOTAL</b>	<b>1,015</b>	<b>765</b>	<b>12</b>	<b>777</b>
<b>NONCRIMINAL INCIDENTS</b>				
Person Missing or Found	30	0	0	0
Juvenile, Noncriminal	70	0	0	0
Commitment	0	0	0	0
Miscellaneous, Noncriminal	566	2	0	2
Suicide and Attempt	12	0	0	0
Mentally Ill	45	0	0	0
Accident, Traffic - Vehicle/Boat	124	0	0	0
Accident, Miscellaneous	2	0	0	0
Person Dead	12	0	0	0
<b>SUBTOTAL</b>	<b>861</b>	<b>2</b>	<b>0</b>	<b>2</b>
<b>CALENDAR YEAR 2019</b>	<b>2,425</b>	<b>829</b>	<b>16</b>	<b>845</b>
<b>CALENDAR YEAR 2018</b>	<b>2,341</b>	<b>866</b>	<b>25</b>	<b>891</b>
<b>% CHANGE 2018 TO 2019</b>	<b>4</b>	<b>-4</b>	<b>-36</b>	<b>-5</b>

LOS ANGELES COUNTY SHERIFF'S DEPARTMENT  
**2019 CRESCENTA VALLEY SHERIFF'S STATION**  
**PART I ACTUAL OFFENSES\* CLEARED**

	Station Total	Unincorporated	City of La Canada Flintridge
<b>Criminal Homicide</b>	<b>0</b>	<b>0</b>	<b>0</b>
Number Cleared	0	0	0
Percent Cleared (%)	N/C	N/C	N/C
<b>Rape</b>	<b>5</b>	<b>3</b>	<b>2</b>
Number Cleared	2	2	0
Percent Cleared (%)	40	67	0
<b>Robbery</b>	<b>12</b>	<b>6</b>	<b>6</b>
Number Cleared	4	3	1
Percent Cleared (%)	33	50	17
<b>Aggravated Assault</b>	<b>17</b>	<b>10</b>	<b>7</b>
Number Cleared	12	7	5
Percent Cleared (%)	71	70	71
<b>Burglary</b>	<b>143</b>	<b>29</b>	<b>114</b>
Number Cleared	28	8	20
Percent Cleared (%)	20	28	18
<b>Larceny Theft</b>	<b>349</b>	<b>151</b>	<b>198</b>
Number Cleared	38	18	20
Percent Cleared (%)	11	12	10
<b>Grand Theft Auto</b>	<b>20</b>	<b>9</b>	<b>11</b>
Number Cleared	3	1	2
Percent Cleared (%)	15	11	18
<b>Arson</b>	<b>0</b>	<b>0</b>	<b>0</b>
Number Cleared	0	0	0
Percent Cleared (%)	N/C	N/C	N/C
<b>TOTAL PART I OFFENSES</b>	<b>546</b>	<b>208</b>	<b>338</b>
Number Cleared	87	39	48
Percent Cleared (%)	16	19	14

\* Actual offenses (unfounded not included)

LOS ANGELES COUNTY SHERIFF'S DEPARTMENT  
**2019 CRESCENTA VALLEY SHERIFF'S STATION**  
**COMPARISON OF INCIDENTS BY CITY/AREA**

	Unincorporated	City of La Canada Flintridge	Other	Total
<b>PART I CRIMES</b>				
Criminal Homicide	0	0	0	0
Rape	3	2	0	5
Robbery	6	6	0	12
Aggravated Assault	10	7	0	17
Burglary	29	115	0	144
Larceny Theft	152	198	0	350
Grand Theft Auto	9	12	0	21
Arson	0	0	0	0
<b>SUBTOTAL</b>	<b>209</b>	<b>340</b>	<b>0</b>	<b>549</b>
<b>PART II CRIMES</b>				
Forgery	8	10	0	18
Fraud and NSF Checks	68	82	0	150
Sex Offense, Felony	2	5	0	7
Sex Offense, Misdemeanor	4	2	0	6
Non-aggravated Assault	31	30	0	61
Weapon	5	3	0	8
Offense Against Family	4	2	0	6
Narcotic	33	14	0	47
Liquor/Tobacco	2	1	0	3
Drunk - Alcohol/Drug	4	2	0	6
Disorderly Conduct	4	9	0	13
Vagrancy/Quality of Life	1	0	0	1
Gambling	0	0	0	0
Drunk Driving - Vehicle/Boat	2	26	0	28
Vehicle/Boating	222	266	0	488
Vandalism	64	27	0	91
Warrant	0	1	0	1
Receiving Stolen Property	2	0	0	2
Federal Offense Without Money	0	0	0	0
Federal Offense With Money	2	1	0	3
Felony, Miscellaneous	4	12	0	16
Misdemeanor, Miscellaneous	45	15	0	60
<b>SUBTOTAL</b>	<b>507</b>	<b>508</b>	<b>0</b>	<b>1,015</b>
<b>NONCRIMINAL INCIDENTS</b>				
Person Missing or Found	19	11	0	30
Juvenile, Noncriminal	38	32	0	70
Commitment	0	0	0	0
Miscellaneous, Noncriminal	363	203	0	566
Suicide and Attempt	11	1	0	12
Mentally Ill	26	19	0	45
Accident, Traffic - Vehicle/Boat	1	123	0	124
Accident, Miscellaneous	1	1	0	2
Person Dead	10	2	0	12
<b>SUBTOTAL</b>	<b>469</b>	<b>392</b>	<b>0</b>	<b>861</b>
<b>CALENDAR YEAR 2019</b>	<b>1,185</b>	<b>1,240</b>	<b>0</b>	<b>2,425</b>
<b>CALENDAR YEAR 2018</b>	<b>1,163</b>	<b>1,178</b>	<b>0</b>	<b>2,341</b>
<b>% CHANGE 2018 TO 2019</b>	<b>2</b>	<b>5</b>	<b>N/C</b>	<b>4</b>

LOS ANGELES COUNTY SHERIFF'S DEPARTMENT  
**2019 CRESCENTA VALLEY SHERIFF'S STATION**  
**COMPARISON OF ARRESTS BY CITY/AREA**

	Unincorporated	City of La Canada Flintridge	Other	Total
<b>PART I CRIMES</b>				
Criminal Homicide	1	0	1	2
Rape	1	0	0	1
Robbery	2	0	0	2
Aggravated Assault	14	5	1	20
Burglary	2	14	0	16
Larceny Theft	8	11	2	21
Grand Theft Auto	1	2	1	4
Arson	0	0	0	0
<b>SUBTOTAL</b>	<b>29</b>	<b>32</b>	<b>5</b>	<b>66</b>
<b>PART II CRIMES</b>				
Forgery	1	1	1	3
Fraud and NSF Checks	0	4	0	4
Sex Offense, Felony	3	1	0	4
Sex Offense, Misdemeanor	7	1	0	8
Non-aggravated Assault	7	13	0	20
Weapon	5	2	0	7
Offense Against Family	2	0	0	2
Narcotic	25	16	32	73
Liquor/Tobacco	0	1	0	1
Drunk - Alcohol/Drug	4	3	1	8
Disorderly Conduct	1	1	0	2
Vagrancy/Quality of Life	0	0	0	0
Gambling	0	0	0	0
Drunk Driving - Vehicle/Boat	14	25	4	43
Vehicle/Boating	115	102	36	253
Vandalism	1	0	0	1
Warrant	142	61	61	264
Receiving Stolen Property	1	0	0	1
Federal Offense Without Money	0	0	0	0
Federal Offense With Money	0	0	0	0
Felony, Miscellaneous	4	4	0	8
Misdemeanor, Miscellaneous	61	10	4	75
<b>SUBTOTAL</b>	<b>393</b>	<b>245</b>	<b>139</b>	<b>777</b>
<b>NONCRIMINAL INCIDENTS</b>				
Person Missing or Found	0	0	0	0
Juvenile, Noncriminal	0	0	0	0
Commitment	0	0	0	0
Miscellaneous, Noncriminal	1	1	0	2
Suicide and Attempt	0	0	0	0
Mentally Ill	0	0	0	0
Accident, Traffic - Vehicle/Boat	0	0	0	0
Accident, Miscellaneous	0	0	0	0
Person Dead	0	0	0	0
<b>SUBTOTAL</b>	<b>1</b>	<b>1</b>	<b>0</b>	<b>2</b>
<b>CALENDAR YEAR 2019</b>	<b>423</b>	<b>278</b>	<b>144</b>	<b>845</b>
<b>CALENDAR YEAR 2018</b>	<b>539</b>	<b>226</b>	<b>126</b>	<b>891</b>
<b>% CHANGE 2018 TO 2019</b>	<b>-22</b>	<b>23</b>	<b>14</b>	<b>-5</b>



LOS ANGELES COUNTY SHERIFF'S DEPARTMENT  
**2019 CRESCENTA VALLEY SHERIFF'S STATION**  
**COMPARISON OF ADULT ARRESTS BY CITY/AREA**

	Unincorporated	City of La Canada Flintridge	Other	Total
<b>PART I CRIMES</b>				
Criminal Homicide	1	0	1	2
Rape	1	0	0	1
Robbery	1	0	0	1
Aggravated Assault	13	5	1	19
Burglary	2	12	0	14
Larceny Theft	8	11	2	21
Grand Theft Auto	1	2	1	4
Arson	0	0	0	0
<b>SUBTOTAL</b>	<b>27</b>	<b>30</b>	<b>5</b>	<b>62</b>
<b>PART II CRIMES</b>				
Forgery	1	1	1	3
Fraud and NSF Checks	0	4	0	4
Sex Offense, Felony	3	0	0	3
Sex Offense, Misdemeanor	7	1	0	8
Non-aggravated Assault	5	11	0	16
Weapon	4	1	0	5
Offense Against Family	2	0	0	2
Narcotic	25	15	32	72
Liquor/Tobacco	0	1	0	1
Drunk - Alcohol/Drug	4	3	1	8
Disorderly Conduct	1	1	0	2
Vagrancy/Quality of Life	0	0	0	0
Gambling	0	0	0	0
Drunk Driving - Vehicle/Boat	14	25	4	43
Vehicle/Boating	114	101	36	251
Vandalism	1	0	0	1
Warrant	141	61	61	263
Receiving Stolen Property	1	0	0	1
Federal Offense Without Money	0	0	0	0
Federal Offense With Money	0	0	0	0
Felony, Miscellaneous	3	4	0	7
Misdemeanor, Miscellaneous	61	10	4	75
<b>SUBTOTAL</b>	<b>387</b>	<b>239</b>	<b>139</b>	<b>765</b>
<b>NONCRIMINAL INCIDENTS</b>				
Person Missing or Found	0	0	0	0
Juvenile, Noncriminal	0	0	0	0
Commitment	0	0	0	0
Miscellaneous, Noncriminal	1	1	0	2
Suicide and Attempt	0	0	0	0
Mentally Ill	0	0	0	0
Accident, Traffic - Vehicle/Boat	0	0	0	0
Accident, Miscellaneous	0	0	0	0
Person Dead	0	0	0	0
<b>SUBTOTAL</b>	<b>1</b>	<b>1</b>	<b>0</b>	<b>2</b>
<b>CALENDAR YEAR 2019</b>	<b>415</b>	<b>270</b>	<b>144</b>	<b>829</b>
<b>CALENDAR YEAR 2018</b>	<b>523</b>	<b>219</b>	<b>124</b>	<b>866</b>
<b>% CHANGE 2018 TO 2019</b>	<b>-21</b>	<b>23</b>	<b>16</b>	<b>-4</b>

LOS ANGELES COUNTY SHERIFF'S DEPARTMENT  
**2019 CRESCENTA VALLEY SHERIFF'S STATION**  
**COMPARISON OF JUVENILE ARRESTS BY CITY/AREA**

	Unincorporated	City of La Canada Flintridge	Other	Total
<b>PART I CRIMES</b>				
Criminal Homicide	0	0	0	0
Rape	0	0	0	0
Robbery	1	0	0	1
Aggravated Assault	1	0	0	1
Burglary	0	2	0	2
Larceny Theft	0	0	0	0
Grand Theft Auto	0	0	0	0
Arson	0	0	0	0
<b>SUBTOTAL</b>	<b>2</b>	<b>2</b>	<b>0</b>	<b>4</b>
<b>PART II CRIMES</b>				
Forgery	0	0	0	0
Fraud and NSF Checks	0	0	0	0
Sex Offense, Felony	0	1	0	1
Sex Offense, Misdemeanor	0	0	0	0
Non-aggravated Assault	2	2	0	4
Weapon	1	1	0	2
Offense Against Family	0	0	0	0
Narcotic	0	1	0	1
Liquor/Tobacco	0	0	0	0
Drunk - Alcohol/Drug	0	0	0	0
Disorderly Conduct	0	0	0	0
Vagrancy/Quality of Life	0	0	0	0
Gambling	0	0	0	0
Drunk Driving - Vehicle/Boat	0	0	0	0
Vehicle/Boating	1	1	0	2
Vandalism	0	0	0	0
Warrant	1	0	0	1
Receiving Stolen Property	0	0	0	0
Federal Offense Without Money	0	0	0	0
Federal Offense With Money	0	0	0	0
Felony, Miscellaneous	1	0	0	1
Misdemeanor, Miscellaneous	0	0	0	0
<b>SUBTOTAL</b>	<b>6</b>	<b>6</b>	<b>0</b>	<b>12</b>
<b>NONCRIMINAL INCIDENTS</b>				
Person Missing or Found	0	0	0	0
Juvenile, Noncriminal	0	0	0	0
Commitment	0	0	0	0
Miscellaneous, Noncriminal	0	0	0	0
Suicide and Attempt	0	0	0	0
Mentally Ill	0	0	0	0
Accident, Traffic - Vehicle/Boat	0	0	0	0
Accident, Miscellaneous	0	0	0	0
Person Dead	0	0	0	0
<b>SUBTOTAL</b>	<b>0</b>	<b>0</b>	<b>0</b>	<b>0</b>
<b>CALENDAR YEAR 2019</b>	<b>8</b>	<b>8</b>	<b>0</b>	<b>16</b>
<b>CALENDAR YEAR 2018</b>	<b>16</b>	<b>7</b>	<b>2</b>	<b>25</b>
<b>% CHANGE 2018 TO 2019</b>	<b>-50</b>	<b>14</b>	<b>-100</b>	<b>-36</b>

LOS ANGELES COUNTY SHERIFF'S DEPARTMENT  
**2019 CRESCENTA VALLEY SHERIFF'S STATION**  
**MALE ADULT ARRESTS BY AGE**

	18	19	20	21	22	23	24
<b>PART I CRIMES</b>							
Criminal Homicide	1	0	0	0	0	0	0
Rape	0	1	0	0	0	0	0
Robbery	0	0	0	0	0	0	0
Aggravated Assault	2	0	1	0	0	0	0
Burglary	3	0	1	0	0	0	0
Larceny Theft	0	0	0	0	0	0	1
Grand Theft Auto	0	0	0	0	0	0	0
Arson	0	0	0	0	0	0	0
<b>SUBTOTAL</b>	<b>6</b>	<b>1</b>	<b>2</b>	<b>0</b>	<b>0</b>	<b>0</b>	<b>1</b>
<b>PART II CRIMES</b>							
Forgery	0	0	0	0	0	0	0
Fraud and NSF Checks	0	0	0	0	0	0	0
Sex Offense, Felony	0	0	0	0	0	0	0
Sex Offense, Misdemeanor	0	0	0	0	0	0	0
Non-aggravated Assault	0	0	1	1	0	0	1
Weapon	0	0	0	0	0	0	0
Offense Against Family	0	0	0	0	0	0	0
Narcotic	1	4	0	3	3	0	1
Liquor/Tobacco	0	0	0	0	0	0	0
Drunk - Alcohol/Drug	0	0	1	0	0	0	0
Disorderly Conduct	0	1	0	0	0	0	0
Vagrancy/Quality of Life	0	0	0	0	0	0	0
Gambling	0	0	0	0	0	0	0
Drunk Driving - Vehicle/Boat	0	2	0	0	0	1	0
Vehicle/Boating	2	2	5	6	5	9	6
Vandalism	0	0	0	0	0	0	0
Warrant	0	2	2	5	2	3	9
Receiving Stolen Property	0	0	0	0	0	0	0
Federal Offense Without Money	0	0	0	0	0	0	0
Federal Offense With Money	0	0	0	0	0	0	0
Felony, Miscellaneous	0	1	1	0	1	0	0
Misdemeanor, Miscellaneous	6	7	2	4	2	2	4
<b>SUBTOTAL</b>	<b>9</b>	<b>19</b>	<b>12</b>	<b>19</b>	<b>13</b>	<b>15</b>	<b>21</b>
<b>NONCRIMINAL INCIDENTS</b>							
Person Missing or Found	0	0	0	0	0	0	0
Juvenile, Noncriminal	0	0	0	0	0	0	0
Commitment	0	0	0	0	0	0	0
Miscellaneous, Noncriminal	0	0	0	0	0	0	0
Suicide and Attempt	0	0	0	0	0	0	0
Mentally Ill	0	0	0	0	0	0	0
Accident, Traffic - Vehicle/Boat	0	0	0	0	0	0	0
Accident, Miscellaneous	0	0	0	0	0	0	0
Person Dead	0	0	0	0	0	0	0
<b>SUBTOTAL</b>	<b>0</b>	<b>0</b>	<b>0</b>	<b>0</b>	<b>0</b>	<b>0</b>	<b>0</b>
<b>GRAND TOTAL</b>	<b>15</b>	<b>20</b>	<b>14</b>	<b>19</b>	<b>13</b>	<b>15</b>	<b>22</b>

LOS ANGELES COUNTY SHERIFF'S DEPARTMENT  
**2019 CRESCENTA VALLEY SHERIFF'S STATION**  
**MALE ADULT ARRESTS BY AGE**

	25-29	30-34	35-39	40-44	45-49	50+	Total
<b>PART I CRIMES</b>							
Criminal Homicide	1	0	0	0	0	0	2
Rape	0	0	0	0	0	0	1
Robbery	0	1	0	0	0	0	1
Aggravated Assault	1	2	0	3	0	2	11
Burglary	2	3	1	0	0	0	10
Larceny Theft	1	4	1	1	1	3	12
Grand Theft Auto	0	0	0	1	1	1	3
Arson	0	0	0	0	0	0	0
<b>SUBTOTAL</b>	<b>5</b>	<b>10</b>	<b>2</b>	<b>5</b>	<b>2</b>	<b>6</b>	<b>40</b>
<b>PART II CRIMES</b>							
Forgery	0	0	1	1	0	0	2
Fraud and NSF Checks	0	1	0	0	0	0	1
Sex Offense, Felony	0	1	0	0	0	1	2
Sex Offense, Misdemeanor	1	1	0	0	1	0	3
Non-aggravated Assault	0	3	0	1	2	2	11
Weapon	2	0	2	0	1	0	5
Offense Against Family	0	0	0	0	2	0	2
Narcotic	9	17	5	8	3	7	61
Liquor/Tobacco	1	0	0	0	0	0	1
Drunk - Alcohol/Drug	2	1	0	1	1	1	7
Disorderly Conduct	1	0	0	0	0	0	2
Vagrancy/Quality of Life	0	0	0	0	0	0	0
Gambling	0	0	0	0	0	0	0
Drunk Driving - Vehicle/Boat	8	6	6	2	3	6	34
Vehicle/Boating	41	32	27	18	14	30	197
Vandalism	0	1	0	0	0	0	1
Warrant	39	36	26	26	18	46	214
Receiving Stolen Property	0	0	1	0	0	0	1
Federal Offense Without Money	0	0	0	0	0	0	0
Federal Offense With Money	0	0	0	0	0	0	0
Felony, Miscellaneous	0	1	1	1	0	1	7
Misdemeanor, Miscellaneous	16	3	3	0	1	11	61
<b>SUBTOTAL</b>	<b>120</b>	<b>103</b>	<b>72</b>	<b>58</b>	<b>46</b>	<b>105</b>	<b>612</b>
<b>NONCRIMINAL INCIDENTS</b>							
Person Missing or Found	0	0	0	0	0	0	0
Juvenile, Noncriminal	0	0	0	0	0	0	0
Commitment	0	0	0	0	0	0	0
Miscellaneous, Noncriminal	0	0	0	1	1	0	2
Suicide and Attempt	0	0	0	0	0	0	0
Mentally Ill	0	0	0	0	0	0	0
Accident, Traffic - Vehicle/Boat	0	0	0	0	0	0	0
Accident, Miscellaneous	0	0	0	0	0	0	0
Person Dead	0	0	0	0	0	0	0
<b>SUBTOTAL</b>	<b>0</b>	<b>0</b>	<b>0</b>	<b>1</b>	<b>1</b>	<b>0</b>	<b>2</b>
<b>GRAND TOTAL</b>	<b>125</b>	<b>113</b>	<b>74</b>	<b>64</b>	<b>49</b>	<b>111</b>	<b>654</b>

LOS ANGELES COUNTY SHERIFF'S DEPARTMENT  
**2019 CRESCENTA VALLEY SHERIFF'S STATION**  
**MALE JUVENILE ARRESTS BY AGE**

	0-10	11-12	13-14	15	16	17	Total
<b>PART I CRIMES</b>							
Criminal Homicide	0	0	0	0	0	0	0
Rape	0	0	0	0	0	0	0
Robbery	0	0	0	1	0	0	1
Aggravated Assault	0	0	0	0	0	0	0
Burglary	0	0	0	0	1	0	1
Larceny Theft	0	0	0	0	0	0	0
Grand Theft Auto	0	0	0	0	0	0	0
Arson	0	0	0	0	0	0	0
<b>SUBTOTAL</b>	<b>0</b>	<b>0</b>	<b>0</b>	<b>1</b>	<b>1</b>	<b>0</b>	<b>2</b>
<b>PART II CRIMES</b>							
Forgery	0	0	0	0	0	0	0
Fraud and NSF Checks	0	0	0	0	0	0	0
Sex Offense, Felony	0	0	1	0	0	0	1
Sex Offense, Misdemeanor	0	0	0	0	0	0	0
Non-aggravated Assault	0	0	2	1	1	0	4
Weapon	0	0	0	1	1	0	2
Offense Against Family	0	0	0	0	0	0	0
Narcotic	0	0	1	0	0	0	1
Liquor/Tobacco	0	0	0	0	0	0	0
Drunk - Alcohol/Drug	0	0	0	0	0	0	0
Disorderly Conduct	0	0	0	0	0	0	0
Vagrancy/Quality of Life	0	0	0	0	0	0	0
Gambling	0	0	0	0	0	0	0
Drunk Driving - Vehicle/Boat	0	0	0	0	0	0	0
Vehicle/Boating	0	0	0	0	1	1	2
Vandalism	0	0	0	0	0	0	0
Warrant	0	0	0	0	0	0	0
Receiving Stolen Property	0	0	0	0	0	0	0
Federal Offense Without Money	0	0	0	0	0	0	0
Federal Offense With Money	0	0	0	0	0	0	0
Felony, Miscellaneous	0	0	0	0	1	0	1
Misdemeanor, Miscellaneous	0	0	0	0	0	0	0
<b>SUBTOTAL</b>	<b>0</b>	<b>0</b>	<b>4</b>	<b>2</b>	<b>4</b>	<b>1</b>	<b>11</b>
<b>NONCRIMINAL INCIDENTS</b>							
Person Missing or Found	0	0	0	0	0	0	0
Juvenile, Noncriminal	0	0	0	0	0	0	0
Commitment	0	0	0	0	0	0	0
Miscellaneous, Noncriminal	0	0	0	0	0	0	0
Suicide and Attempt	0	0	0	0	0	0	0
Mentally Ill	0	0	0	0	0	0	0
Accident, Traffic - Vehicle/Boat	0	0	0	0	0	0	0
Accident, Miscellaneous	0	0	0	0	0	0	0
Person Dead	0	0	0	0	0	0	0
<b>SUBTOTAL</b>	<b>0</b>	<b>0</b>	<b>0</b>	<b>0</b>	<b>0</b>	<b>0</b>	<b>0</b>
<b>GRAND TOTAL</b>	<b>0</b>	<b>0</b>	<b>4</b>	<b>3</b>	<b>5</b>	<b>1</b>	<b>13</b>

LOS ANGELES COUNTY SHERIFF'S DEPARTMENT  
**2019 CRESCENTA VALLEY SHERIFF'S STATION**  
**FEMALE ADULT ARRESTS BY AGE**

	18	19	20	21	22	23	24
<b>PART I CRIMES</b>							
Criminal Homicide	0	0	0	0	0	0	0
Rape	0	0	0	0	0	0	0
Robbery	0	0	0	0	0	0	0
Aggravated Assault	1	0	1	0	2	0	0
Burglary	1	0	0	0	0	1	0
Larceny Theft	0	0	0	1	0	1	0
Grand Theft Auto	0	0	0	0	0	0	0
Arson	0	0	0	0	0	0	0
<b>SUBTOTAL</b>	<b>2</b>	<b>0</b>	<b>1</b>	<b>1</b>	<b>2</b>	<b>2</b>	<b>0</b>
<b>PART II CRIMES</b>							
Forgery	0	0	0	0	0	0	0
Fraud and NSF Checks	0	0	0	1	0	0	0
Sex Offense, Felony	0	0	0	0	0	0	0
Sex Offense, Misdemeanor	0	0	0	2	0	0	0
Non-aggravated Assault	0	0	0	0	0	0	0
Weapon	0	0	0	0	0	0	0
Offense Against Family	0	0	0	0	0	0	0
Narcotic	0	0	0	0	0	0	1
Liquor/Tobacco	0	0	0	0	0	0	0
Drunk - Alcohol/Drug	0	0	0	0	0	0	0
Disorderly Conduct	0	0	0	0	0	0	0
Vagrancy/Quality of Life	0	0	0	0	0	0	0
Gambling	0	0	0	0	0	0	0
Drunk Driving - Vehicle/Boat	0	0	0	0	0	0	1
Vehicle/Boating	0	0	1	2	2	3	1
Vandalism	0	0	0	0	0	0	0
Warrant	0	0	1	1	1	1	3
Receiving Stolen Property	0	0	0	0	0	0	0
Federal Offense Without Money	0	0	0	0	0	0	0
Federal Offense With Money	0	0	0	0	0	0	0
Felony, Miscellaneous	0	0	0	0	0	0	0
Misdemeanor, Miscellaneous	1	2	0	2	1	0	2
<b>SUBTOTAL</b>	<b>1</b>	<b>2</b>	<b>2</b>	<b>8</b>	<b>4</b>	<b>4</b>	<b>8</b>
<b>NONCRIMINAL INCIDENTS</b>							
Person Missing or Found	0	0	0	0	0	0	0
Juvenile, Noncriminal	0	0	0	0	0	0	0
Commitment	0	0	0	0	0	0	0
Miscellaneous, Noncriminal	0	0	0	0	0	0	0
Suicide and Attempt	0	0	0	0	0	0	0
Mentally Ill	0	0	0	0	0	0	0
Accident, Traffic - Vehicle/Boat	0	0	0	0	0	0	0
Accident, Miscellaneous	0	0	0	0	0	0	0
Person Dead	0	0	0	0	0	0	0
<b>SUBTOTAL</b>	<b>0</b>	<b>0</b>	<b>0</b>	<b>0</b>	<b>0</b>	<b>0</b>	<b>0</b>
<b>GRAND TOTAL</b>	<b>3</b>	<b>2</b>	<b>3</b>	<b>9</b>	<b>6</b>	<b>6</b>	<b>8</b>

**LOS ANGELES COUNTY SHERIFF'S DEPARTMENT**  
**2019 CRESCENTA VALLEY SHERIFF'S STATION**  
**FEMALE ADULT ARRESTS BY AGE**

	25-29	30-34	35-39	40-44	45-49	50+	Total
<b>PART I CRIMES</b>							
Criminal Homicide	0	0	0	0	0	0	0
Rape	0	0	0	0	0	0	0
Robbery	0	0	0	0	0	0	0
Aggravated Assault	0	1	1	2	0	0	8
Burglary	2	0	0	0	0	0	4
Larceny Theft	1	2	1	1	2	0	9
Grand Theft Auto	0	0	0	0	1	0	1
Arson	0	0	0	0	0	0	0
<b>SUBTOTAL</b>	<b>3</b>	<b>3</b>	<b>2</b>	<b>3</b>	<b>3</b>	<b>0</b>	<b>22</b>
<b>PART II CRIMES</b>							
Forgery	0	0	1	0	0	0	1
Fraud and NSF Checks	1	0	0	0	0	1	3
Sex Offense, Felony	0	1	0	0	0	0	1
Sex Offense, Misdemeanor	2	1	0	0	0	0	5
Non-aggravated Assault	1	1	0	0	0	3	5
Weapon	0	0	0	0	0	0	0
Offense Against Family	0	0	0	0	0	0	0
Narcotic	2	7	0	1	0	0	11
Liquor/Tobacco	0	0	0	0	0	0	0
Drunk - Alcohol/Drug	0	1	0	0	0	0	1
Disorderly Conduct	0	0	0	0	0	0	0
Vagrancy/Quality of Life	0	0	0	0	0	0	0
Gambling	0	0	0	0	0	0	0
Drunk Driving - Vehicle/Boat	2	0	0	1	2	3	9
Vehicle/Boating	12	4	7	5	7	10	54
Vandalism	0	0	0	0	0	0	0
Warrant	7	4	5	8	5	13	49
Receiving Stolen Property	0	0	0	0	0	0	0
Federal Offense Without Money	0	0	0	0	0	0	0
Federal Offense With Money	0	0	0	0	0	0	0
Felony, Miscellaneous	0	0	0	0	0	0	0
Misdemeanor, Miscellaneous	4	1	0	1	0	0	14
<b>SUBTOTAL</b>	<b>31</b>	<b>20</b>	<b>13</b>	<b>16</b>	<b>14</b>	<b>30</b>	<b>153</b>
<b>NONCRIMINAL INCIDENTS</b>							
Person Missing or Found	0	0	0	0	0	0	0
Juvenile, Noncriminal	0	0	0	0	0	0	0
Commitment	0	0	0	0	0	0	0
Miscellaneous, Noncriminal	0	0	0	0	0	0	0
Suicide and Attempt	0	0	0	0	0	0	0
Mentally Ill	0	0	0	0	0	0	0
Accident, Traffic - Vehicle/Boat	0	0	0	0	0	0	0
Accident, Miscellaneous	0	0	0	0	0	0	0
Person Dead	0	0	0	0	0	0	0
<b>SUBTOTAL</b>	<b>0</b>	<b>0</b>	<b>0</b>	<b>0</b>	<b>0</b>	<b>0</b>	<b>0</b>
<b>GRAND TOTAL</b>	<b>34</b>	<b>23</b>	<b>15</b>	<b>19</b>	<b>17</b>	<b>30</b>	<b>175</b>



LOS ANGELES COUNTY SHERIFF'S DEPARTMENT  
**2019 CRESCENTA VALLEY SHERIFF'S STATION**  
**FEMALE JUVENILE ARRESTS BY AGE**

	0-10	11-12	13-14	15	16	17	Total
<b>PART I CRIMES</b>							
Criminal Homicide	0	0	0	0	0	0	0
Rape	0	0	0	0	0	0	0
Robbery	0	0	0	0	0	0	0
Aggravated Assault	0	0	0	1	0	0	1
Burglary	0	0	0	0	1	0	1
Larceny Theft	0	0	0	0	0	0	0
Grand Theft Auto	0	0	0	0	0	0	0
Arson	0	0	0	0	0	0	0
<b>SUBTOTAL</b>	<b>0</b>	<b>0</b>	<b>0</b>	<b>1</b>	<b>1</b>	<b>0</b>	<b>2</b>
<b>PART II CRIMES</b>							
Forgery	0	0	0	0	0	0	0
Fraud and NSF Checks	0	0	0	0	0	0	0
Sex Offense, Felony	0	0	0	0	0	0	0
Sex Offense, Misdemeanor	0	0	0	0	0	0	0
Non-aggravated Assault	0	0	0	0	0	0	0
Weapon	0	0	0	0	0	0	0
Offense Against Family	0	0	0	0	0	0	0
Narcotic	0	0	0	0	0	0	0
Liquor/Tobacco	0	0	0	0	0	0	0
Drunk - Alcohol/Drug	0	0	0	0	0	0	0
Disorderly Conduct	0	0	0	0	0	0	0
Vagrancy/Quality of Life	0	0	0	0	0	0	0
Gambling	0	0	0	0	0	0	0
Drunk Driving - Vehicle/Boat	0	0	0	0	0	0	0
Vehicle/Boating	0	0	0	0	0	0	0
Vandalism	0	0	0	0	0	0	0
Warrant	0	0	1	0	0	0	1
Receiving Stolen Property	0	0	0	0	0	0	0
Federal Offense Without Money	0	0	0	0	0	0	0
Federal Offense With Money	0	0	0	0	0	0	0
Felony, Miscellaneous	0	0	0	0	0	0	0
Misdemeanor, Miscellaneous	0	0	0	0	0	0	0
<b>SUBTOTAL</b>	<b>0</b>	<b>0</b>	<b>1</b>	<b>0</b>	<b>0</b>	<b>0</b>	<b>1</b>
<b>NONCRIMINAL INCIDENTS</b>							
Person Missing or Found	0	0	0	0	0	0	0
Juvenile, Noncriminal	0	0	0	0	0	0	0
Commitment	0	0	0	0	0	0	0
Miscellaneous, Noncriminal	0	0	0	0	0	0	0
Suicide and Attempt	0	0	0	0	0	0	0
Mentally Ill	0	0	0	0	0	0	0
Accident, Traffic - Vehicle/Boat	0	0	0	0	0	0	0
Accident, Miscellaneous	0	0	0	0	0	0	0
Person Dead	0	0	0	0	0	0	0
<b>SUBTOTAL</b>	<b>0</b>	<b>0</b>	<b>0</b>	<b>0</b>	<b>0</b>	<b>0</b>	<b>0</b>
<b>GRAND TOTAL</b>	<b>0</b>	<b>0</b>	<b>1</b>	<b>1</b>	<b>1</b>	<b>0</b>	<b>3</b>

LOS ANGELES COUNTY SHERIFF'S DEPARTMENT  
**2019 CRESCENTA VALLEY SHERIFF'S STATION - UNINCORPORATED AREA**  
**INCIDENT AND ARREST SUMMARY**

	Reported Incidents	Adults Arrested	Juveniles Arrested	Total Arrested
<b>PART I CRIMES</b>				
Criminal Homicide	0	1	0	1
Rape	3	1	0	1
Robbery	6	1	1	2
Aggravated Assault	10	13	1	14
Burglary	29	2	0	2
Larceny Theft	152	8	0	8
Grand Theft Auto	9	1	0	1
Arson	0	0	0	0
<b>SUBTOTAL</b>	<b>209</b>	<b>27</b>	<b>2</b>	<b>29</b>
<b>PART II CRIMES</b>				
Forgery	8	1	0	1
Fraud and NSF Checks	68	0	0	0
Sex Offense, Felony	2	3	0	3
Sex Offense, Misdemeanor	4	7	0	7
Non-aggravated Assault	31	5	2	7
Weapon	5	4	1	5
Offense Against Family	4	2	0	2
Narcotic	33	25	0	25
Liquor/Tobacco	2	0	0	0
Drunk - Alcohol/Drug	4	4	0	4
Disorderly Conduct	4	1	0	1
Vagrancy/Quality of Life	1	0	0	0
Gambling	0	0	0	0
Drunk Driving - Vehicle/Boat	2	14	0	14
Vehicle/Boating	222	114	1	115
Vandalism	64	1	0	1
Warrant	0	141	1	142
Receiving Stolen Property	2	1	0	1
Federal Offense Without Money	0	0	0	0
Federal Offense With Money	2	0	0	0
Felony, Miscellaneous	4	3	1	4
Misdemeanor, Miscellaneous	45	61	0	61
<b>SUBTOTAL</b>	<b>507</b>	<b>387</b>	<b>6</b>	<b>393</b>
<b>NONCRIMINAL INCIDENTS</b>				
Person Missing or Found	19	0	0	0
Juvenile, Noncriminal	38	0	0	0
Commitment	0	0	0	0
Miscellaneous, Noncriminal	363	1	0	1
Suicide and Attempt	11	0	0	0
Mentally Ill	26	0	0	0
Accident, Traffic - Vehicle/Boat	1	0	0	0
Accident, Miscellaneous	1	0	0	0
Person Dead	10	0	0	0
<b>SUBTOTAL</b>	<b>469</b>	<b>1</b>	<b>0</b>	<b>1</b>
<b>CALENDAR YEAR 2019</b>	<b>1,185</b>	<b>415</b>	<b>8</b>	<b>423</b>
<b>CALENDAR YEAR 2018</b>	<b>1,163</b>	<b>523</b>	<b>16</b>	<b>539</b>
<b>% CHANGE 2018 TO 2019</b>	<b>2</b>	<b>-21</b>	<b>-50</b>	<b>-22</b>

**LOS ANGELES COUNTY SHERIFF'S DEPARTMENT**  
**2019 CRESCENTA VALLEY SHERIFF'S STATION - CITY OF LA CANADA FLINTRIDGE**  
**INCIDENT AND ARREST SUMMARY**

	Reported Incidents	Adults Arrested	Juveniles Arrested	Total Arrested
<b>PART I CRIMES</b>				
Criminal Homicide	0	0	0	0
Rape	2	0	0	0
Robbery	6	0	0	0
Aggravated Assault	7	5	0	5
Burglary	115	12	2	14
Larceny Theft	198	11	0	11
Grand Theft Auto	12	2	0	2
Arson	0	0	0	0
<b>SUBTOTAL</b>	<b>340</b>	<b>30</b>	<b>2</b>	<b>32</b>
<b>PART II CRIMES</b>				
Forgery	10	1	0	1
Fraud and NSF Checks	82	4	0	4
Sex Offense, Felony	5	0	1	1
Sex Offense, Misdemeanor	2	1	0	1
Non-aggravated Assault	30	11	2	13
Weapon	3	1	1	2
Offense Against Family	2	0	0	0
Narcotic	14	15	1	16
Liquor/Tobacco	1	1	0	1
Drunk - Alcohol/Drug	2	3	0	3
Disorderly Conduct	9	1	0	1
Vagrancy/Quality of Life	0	0	0	0
Gambling	0	0	0	0
Drunk Driving - Vehicle/Boat	26	25	0	25
Vehicle/Boating	266	101	1	102
Vandalism	27	0	0	0
Warrant	1	61	0	61
Receiving Stolen Property	0	0	0	0
Federal Offense Without Money	0	0	0	0
Federal Offense With Money	1	0	0	0
Felony, Miscellaneous	12	4	0	4
Misdemeanor, Miscellaneous	15	10	0	10
<b>SUBTOTAL</b>	<b>508</b>	<b>239</b>	<b>6</b>	<b>245</b>
<b>NONCRIMINAL INCIDENTS</b>				
Person Missing or Found	11	0	0	0
Juvenile, Noncriminal	32	0	0	0
Commitment	0	0	0	0
Miscellaneous, Noncriminal	203	1	0	1
Suicide and Attempt	1	0	0	0
Mentally Ill	19	0	0	0
Accident, Traffic - Vehicle/Boat	123	0	0	0
Accident, Miscellaneous	1	0	0	0
Person Dead	2	0	0	0
<b>SUBTOTAL</b>	<b>392</b>	<b>1</b>	<b>0</b>	<b>1</b>
<b>CALENDAR YEAR 2019</b>	<b>1,240</b>	<b>270</b>	<b>8</b>	<b>278</b>
<b>CALENDAR YEAR 2018</b>	<b>1,178</b>	<b>219</b>	<b>7</b>	<b>226</b>
<b>% CHANGE 2018 TO 2019</b>	<b>5</b>	<b>23</b>	<b>14</b>	<b>23</b>

**LOS ANGELES COUNTY SHERIFF'S DEPARTMENT**  
**2019 CRESCENTA VALLEY SHERIFF'S STATION - OTHER**  
**INCIDENT AND ARREST SUMMARY**

	Reported Incidents	Adults Arrested	Juveniles Arrested	Total Arrested
<b>PART I CRIMES</b>				
Criminal Homicide	0	1	0	1
Rape	0	0	0	0
Robbery	0	0	0	0
Aggravated Assault	0	1	0	1
Burglary	0	0	0	0
Larceny Theft	0	2	0	2
Grand Theft Auto	0	1	0	1
Arson	0	0	0	0
<b>SUBTOTAL</b>	<b>0</b>	<b>5</b>	<b>0</b>	<b>5</b>
<b>PART II CRIMES</b>				
Forgery	0	1	0	1
Fraud and NSF Checks	0	0	0	0
Sex Offense, Felony	0	0	0	0
Sex Offense, Misdemeanor	0	0	0	0
Non-aggravated Assault	0	0	0	0
Weapon	0	0	0	0
Offense Against Family	0	0	0	0
Narcotic	0	32	0	32
Liquor/Tobacco	0	0	0	0
Drunk - Alcohol/Drug	0	1	0	1
Disorderly Conduct	0	0	0	0
Vagrancy/Quality of Life	0	0	0	0
Gambling	0	0	0	0
Drunk Driving - Vehicle/Boat	0	4	0	4
Vehicle/Boating	0	36	0	36
Vandalism	0	0	0	0
Warrant	0	61	0	61
Receiving Stolen Property	0	0	0	0
Federal Offense Without Money	0	0	0	0
Federal Offense With Money	0	0	0	0
Felony, Miscellaneous	0	0	0	0
Misdemeanor, Miscellaneous	0	4	0	4
<b>SUBTOTAL</b>	<b>0</b>	<b>139</b>	<b>0</b>	<b>139</b>
<b>NONCRIMINAL INCIDENTS</b>				
Person Missing or Found	0	0	0	0
Juvenile, Noncriminal	0	0	0	0
Commitment	0	0	0	0
Miscellaneous, Noncriminal	0	0	0	0
Suicide and Attempt	0	0	0	0
Mentally Ill	0	0	0	0
Accident, Traffic - Vehicle/Boat	0	0	0	0
Accident, Miscellaneous	0	0	0	0
Person Dead	0	0	0	0
<b>SUBTOTAL</b>	<b>0</b>	<b>0</b>	<b>0</b>	<b>0</b>
<b>CALENDAR YEAR 2019</b>	<b>0</b>	<b>144</b>	<b>0</b>	<b>144</b>
<b>CALENDAR YEAR 2018</b>	<b>0</b>	<b>124</b>	<b>2</b>	<b>126</b>
<b>% CHANGE 2018 TO 2019</b>	<b>N/C</b>	<b>16</b>	<b>-100</b>	<b>14</b>





**LOS ANGELES COUNTY SHERIFF'S DEPARTMENT  
2019 INDUSTRY SHERIFF'S STATION  
SYNOPSIS**

	Calendar Year 2018	Calendar Year 2019	Percent Change (%)	Crime Rate Per 10,000 Population	
				2018	2019

<b>TOTAL REPORTED INCIDENTS</b>	<b>16,460</b>	<b>16,779</b>	<b>2</b>		
---------------------------------	---------------	---------------	----------	--	--

<b>PART I CRIMES</b>	<b>3,832</b>	<b>3,824</b>	<b>0</b>	<b>205.03</b>	<b>203.61</b>
Criminal Homicide	9	9	0	0.48	0.48
Rape	49	32	-35	2.62	1.70
Robbery	199	198	-1	10.65	10.54
Aggravated Assault	371	303	-18	19.85	16.13
Burglary	730	596	-18	39.06	31.73
Larceny Theft	1,829	2,089	14	97.86	111.23
Grand Theft Auto	625	563	-10	33.44	29.98
Arson	20	34	70	1.07	1.81

<b>PART II CRIMES</b>	<b>5,784</b>	<b>6,222</b>	<b>8</b>	<b>309.46</b>	<b>331.29</b>
-----------------------	--------------	--------------	----------	---------------	---------------

<b>NONCRIMINAL INCIDENTS</b>	<b>6,844</b>	<b>6,733</b>	<b>-2</b>		
------------------------------	--------------	--------------	-----------	--	--

<b>TOTAL ARRESTS</b>	<b>6,392</b>	<b>7,446</b>	<b>16</b>		
----------------------	--------------	--------------	-----------	--	--

Adult Arrests	6,290	7,336	17		
Juvenile Arrests	102	110	8		

**PART I CRIMES STOLEN AND  
RECOVERED PROPERTY  
AMOUNT**

Stolen Property	\$18,122,294	\$12,276,422	-32		
Recovered Property	\$5,268,348	\$4,868,719	-8		
Percent Recovered (%)	29	40			

	Area in Square Miles 2019	Population 2019	Crime Rate Per 10,000 Population Part I Crimes		Percent Change (%)
			2018	2019	
<b>TOTAL AREA</b>	46.09	187,810	205.03	203.61	-1
Unincorporated	24.37	141,360	144.29	132.71	-8
City of Industry	12.08	231	46,292.85	54,859.45	19
City of La Habra Heights	6.16	5,483	120.86	136.79	13
City of La Puente	3.48	40,736	164.09	149.01	-9

**LOS ANGELES COUNTY SHERIFF'S DEPARTMENT  
2019 INDUSTRY SHERIFF'S STATION  
INCIDENT AND ARREST SUMMARY**

	Reported Incidents	Adults Arrested	Juveniles Arrested	Total Arrested
<b>PART I CRIMES</b>				
Criminal Homicide	9	3	0	3
Rape	32	6	0	6
Robbery	198	71	7	78
Aggravated Assault	303	263	7	270
Burglary	596	74	10	84
Larceny Theft	2,089	236	15	251
Grand Theft Auto	563	85	2	87
Arson	34	11	0	11
<b>SUBTOTAL</b>	<b>3,824</b>	<b>749</b>	<b>41</b>	<b>790</b>
<b>PART II CRIMES</b>				
Forgery	132	17	0	17
Fraud and NSF Checks	373	34	0	34
Sex Offense, Felony	86	20	3	23
Sex Offense, Misdemeanor	52	14	1	15
Non-aggravated Assault	531	144	10	154
Weapon	204	201	11	212
Offense Against Family	130	90	0	90
Narcotic	1,339	2,021	6	2,027
Liquor/Tobacco	138	15	0	15
Drunk - Alcohol/Drug	102	110	0	110
Disorderly Conduct	22	9	2	11
Vagrancy/Quality of Life	23	20	0	20
Gambling	0	0	0	0
Drunk Driving - Vehicle/Boat	38	409	2	411
Vehicle/Boating	1,485	253	1	254
Vandalism	515	66	14	80
Warrant	5	2,487	3	2,490
Receiving Stolen Property	10	21	0	21
Federal Offense Without Money	0	3	0	3
Federal Offense With Money	8	0	0	0
Felony, Miscellaneous	160	135	8	143
Misdemeanor, Miscellaneous	869	517	6	523
<b>SUBTOTAL</b>	<b>6,222</b>	<b>6,586</b>	<b>67</b>	<b>6,653</b>
<b>NONCRIMINAL INCIDENTS</b>				
Person Missing or Found	325	0	1	1
Juvenile, Noncriminal	403	0	1	1
Commitment	1	0	0	0
Miscellaneous, Noncriminal	4,884	1	0	1
Suicide and Attempt	27	0	0	0
Mentally Ill	344	0	0	0
Accident, Traffic - Vehicle/Boat	673	0	0	0
Accident, Miscellaneous	4	0	0	0
Person Dead	72	0	0	0
<b>SUBTOTAL</b>	<b>6,733</b>	<b>1</b>	<b>2</b>	<b>3</b>
<b>CALENDAR YEAR 2019</b>	<b>16,779</b>	<b>7,336</b>	<b>110</b>	<b>7,446</b>
<b>CALENDAR YEAR 2018</b>	<b>16,460</b>	<b>6,290</b>	<b>102</b>	<b>6,392</b>
<b>% CHANGE 2018 TO 2019</b>	<b>2</b>	<b>17</b>	<b>8</b>	<b>16</b>



**LOS ANGELES COUNTY SHERIFF'S DEPARTMENT**  
**2019 INDUSTRY SHERIFF'S STATION**  
**PART I ACTUAL OFFENSES\* CLEARED**

	Station Total	Unincorporated	City of Industry	City of La Habra Heights	City of La Puente
<b>Criminal Homicide</b>	<b>9</b>	<b>6</b>	<b>0</b>	<b>0</b>	<b>3</b>
Number Cleared	3	3	0	0	0
Percent Cleared (%)	33	50	N/C	N/C	0
<b>Rape</b>	<b>31</b>	<b>24</b>	<b>1</b>	<b>0</b>	<b>6</b>
Number Cleared	28	21	1	0	6
Percent Cleared (%)	90	88	100	N/C	100
<b>Robbery</b>	<b>197</b>	<b>103</b>	<b>41</b>	<b>0</b>	<b>53</b>
Number Cleared	109	62	18	0	29
Percent Cleared (%)	55	60	44	N/C	55
<b>Aggravated Assault</b>	<b>302</b>	<b>180</b>	<b>30</b>	<b>3</b>	<b>89</b>
Number Cleared	208	128	21	3	56
Percent Cleared (%)	69	71	70	100	63
<b>Burglary</b>	<b>596</b>	<b>338</b>	<b>156</b>	<b>27</b>	<b>75</b>
Number Cleared	67	41	9	1	16
Percent Cleared (%)	11	12	6	4	21
<b>Larceny Theft</b>	<b>2,077</b>	<b>889</b>	<b>899</b>	<b>41</b>	<b>248</b>
Number Cleared	343	62	244	1	36
Percent Cleared (%)	17	7	27	2	15
<b>Grand Theft Auto</b>	<b>561</b>	<b>308</b>	<b>125</b>	<b>2</b>	<b>126</b>
Number Cleared	67	32	15	0	20
Percent Cleared (%)	12	10	12	0	16
<b>Arson</b>	<b>33</b>	<b>20</b>	<b>7</b>	<b>1</b>	<b>5</b>
Number Cleared	13	7	5	0	1
Percent Cleared (%)	39	35	71	0	20
<b>TOTAL PART I OFFENSES</b>	<b>3,806</b>	<b>1,868</b>	<b>1,259</b>	<b>74</b>	<b>605</b>
Number Cleared	<b>838</b>	<b>356</b>	<b>313</b>	<b>5</b>	<b>164</b>
Percent Cleared (%)	<b>22</b>	<b>19</b>	<b>25</b>	<b>7</b>	<b>27</b>

\* Actual offenses (unfounded not included)

**LOS ANGELES COUNTY SHERIFF'S DEPARTMENT  
2019 INDUSTRY SHERIFF'S STATION  
COMPARISON OF INCIDENTS BY CITY/AREA**

	Unincorporated	City of Industry	City of La Habra Heights	City of La Puente	Other	Total
<b>PART I CRIMES</b>						
Criminal Homicide	6	0	0	3	0	9
Rape	25	1	0	6	0	32
Robbery	104	41	0	53	0	198
Aggravated Assault	180	30	3	90	0	303
Burglary	338	156	27	75	0	596
Larceny Theft	894	905	41	249	0	2,089
Grand Theft Auto	309	125	3	126	0	563
Arson	20	8	1	5	0	34
<b>SUBTOTAL</b>	<b>1,876</b>	<b>1,266</b>	<b>75</b>	<b>607</b>	<b>0</b>	<b>3,824</b>
<b>PART II CRIMES</b>						
Forgery	74	34	3	21	0	132
Fraud and NSF Checks	227	76	10	60	0	373
Sex Offense, Felony	55	2	2	27	0	86
Sex Offense, Misdemeanor	26	8	2	16	0	52
Non-aggravated Assault	354	43	7	127	0	531
Weapon	115	21	5	63	0	204
Offense Against Family	98	9	1	22	0	130
Narcotic	741	245	4	349	0	1,339
Liquor/Tobacco	37	4	0	97	0	138
Drunk - Alcohol/Drug	61	16	0	25	0	102
Disorderly Conduct	16	4	1	1	0	22
Vagrancy/Quality of Life	4	19	0	0	0	23
Gambling	0	0	0	0	0	0
Drunk Driving - Vehicle/Boat	6	15	0	17	0	38
Vehicle/Boating	309	709	43	424	0	1,485
Vandalism	320	74	13	108	0	515
Warrant	3	2	0	0	0	5
Receiving Stolen Property	5	4	0	1	0	10
Federal Offense Without Money	0	0	0	0	0	0
Federal Offense With Money	5	2	0	1	0	8
Felony, Miscellaneous	81	45	3	31	0	160
Misdemeanor, Miscellaneous	443	187	5	234	0	869
<b>SUBTOTAL</b>	<b>2,980</b>	<b>1,519</b>	<b>99</b>	<b>1,624</b>	<b>0</b>	<b>6,222</b>
<b>NONCRIMINAL INCIDENTS</b>						
Person Missing or Found	242	8	3	72	0	325
Juvenile, Noncriminal	295	2	3	103	0	403
Commitment	1	0	0	0	0	1
Miscellaneous, Noncriminal	2,620	1,117	53	1,094	0	4,884
Suicide and Attempt	20	3	1	3	0	27
Mentally Ill	216	44	9	75	0	344
Accident, Traffic - Vehicle/Boat	3	430	30	210	0	673
Accident, Miscellaneous	1	2	0	1	0	4
Person Dead	56	5	2	9	0	72
<b>SUBTOTAL</b>	<b>3,454</b>	<b>1,611</b>	<b>101</b>	<b>1,567</b>	<b>0</b>	<b>6,733</b>
<b>CALENDAR YEAR 2019</b>	<b>8,310</b>	<b>4,396</b>	<b>275</b>	<b>3,798</b>	<b>0</b>	<b>16,779</b>
<b>CALENDAR YEAR 2018</b>	<b>8,343</b>	<b>4,300</b>	<b>285</b>	<b>3,532</b>	<b>0</b>	<b>16,460</b>
<b>% CHANGE 2018 TO 2019</b>	<b>0</b>	<b>2</b>	<b>-4</b>	<b>8</b>	<b>N/C</b>	<b>2</b>

**LOS ANGELES COUNTY SHERIFF'S DEPARTMENT**  
**2019 INDUSTRY SHERIFF'S STATION**  
**COMPARISON OF ARRESTS BY CITY/AREA**

	Unincorporated	City of Industry	City of La Habra Heights	City of La Puente	Other	Total
<b>PART I CRIMES</b>						
Criminal Homicide	1	0	0	0	2	3
Rape	5	0	0	1	0	6
Robbery	40	19	0	19	0	78
Aggravated Assault	184	18	3	56	9	270
Burglary	56	9	1	18	0	84
Larceny Theft	40	186	0	23	2	251
Grand Theft Auto	38	13	0	25	11	87
Arson	7	4	0	0	0	11
<b>SUBTOTAL</b>	<b>371</b>	<b>249</b>	<b>4</b>	<b>142</b>	<b>24</b>	<b>790</b>
<b>PART II CRIMES</b>						
Forgery	7	5	0	5	0	17
Fraud and NSF Checks	13	10	0	9	2	34
Sex Offense, Felony	12	2	0	7	2	23
Sex Offense, Misdemeanor	8	3	0	4	0	15
Non-aggravated Assault	100	19	0	30	5	154
Weapon	113	19	0	66	14	212
Offense Against Family	61	6	1	21	1	90
Narcotic	1,094	348	6	538	41	2,027
Liquor/Tobacco	3	3	0	7	2	15
Drunk - Alcohol/Drug	62	18	0	28	2	110
Disorderly Conduct	8	2	0	0	1	11
Vagrancy/Quality of Life	2	14	0	4	0	20
Gambling	0	0	0	0	0	0
Drunk Driving - Vehicle/Boat	19	27	0	18	347	411
Vehicle/Boating	107	70	1	62	14	254
Vandalism	48	10	1	21	0	80
Warrant	1,139	609	6	691	45	2,490
Receiving Stolen Property	13	6	0	2	0	21
Federal Offense Without Money	2	0	0	1	0	3
Federal Offense With Money	0	0	0	0	0	0
Felony, Miscellaneous	76	30	2	31	4	143
Misdemeanor, Miscellaneous	210	125	0	173	15	523
<b>SUBTOTAL</b>	<b>3,097</b>	<b>1,326</b>	<b>17</b>	<b>1,718</b>	<b>495</b>	<b>6,653</b>
<b>NONCRIMINAL INCIDENTS</b>						
Person Missing or Found	1	0	0	0	0	1
Juvenile, Noncriminal	1	0	0	0	0	1
Commitment	0	0	0	0	0	0
Miscellaneous, Noncriminal	1	0	0	0	0	1
Suicide and Attempt	0	0	0	0	0	0
Mentally Ill	0	0	0	0	0	0
Accident, Traffic - Vehicle/Boat	0	0	0	0	0	0
Accident, Miscellaneous	0	0	0	0	0	0
Person Dead	0	0	0	0	0	0
<b>SUBTOTAL</b>	<b>3</b>	<b>0</b>	<b>0</b>	<b>0</b>	<b>0</b>	<b>3</b>
<b>CALENDAR YEAR 2019</b>	<b>3,471</b>	<b>1,575</b>	<b>21</b>	<b>1,860</b>	<b>519</b>	<b>7,446</b>
<b>CALENDAR YEAR 2018</b>	<b>3,258</b>	<b>1,370</b>	<b>50</b>	<b>1,447</b>	<b>267</b>	<b>6,392</b>
<b>% CHANGE 2018 TO 2019</b>	<b>7</b>	<b>15</b>	<b>-58</b>	<b>29</b>	<b>94</b>	<b>16</b>

**LOS ANGELES COUNTY SHERIFF'S DEPARTMENT**  
**2019 INDUSTRY SHERIFF'S STATION**  
**COMPARISON OF ADULT ARRESTS BY CITY/AREA**

	Unincorporated	City of Industry	City of La Habra Heights	City of La Puente	Other	Total
<b>PART I CRIMES</b>						
Criminal Homicide	1	0	0	0	2	3
Rape	5	0	0	1	0	6
Robbery	35	19	0	17	0	71
Aggravated Assault	178	17	3	56	9	263
Burglary	49	7	1	17	0	74
Larceny Theft	37	175	0	22	2	236
Grand Theft Auto	37	13	0	25	10	85
Arson	7	4	0	0	0	11
<b>SUBTOTAL</b>	<b>349</b>	<b>235</b>	<b>4</b>	<b>138</b>	<b>23</b>	<b>749</b>
<b>PART II CRIMES</b>						
Forgery	7	5	0	5	0	17
Fraud and NSF Checks	13	10	0	9	2	34
Sex Offense, Felony	10	2	0	6	2	20
Sex Offense, Misdemeanor	8	3	0	3	0	14
Non-aggravated Assault	90	19	0	30	5	144
Weapon	105	19	0	64	13	201
Offense Against Family	61	6	1	21	1	90
Narcotic	1,088	348	6	538	41	2,021
Liquor/Tobacco	3	3	0	7	2	15
Drunk - Alcohol/Drug	62	18	0	28	2	110
Disorderly Conduct	6	2	0	0	1	9
Vagrancy/Quality of Life	2	14	0	4	0	20
Gambling	0	0	0	0	0	0
Drunk Driving - Vehicle/Boat	19	27	0	17	346	409
Vehicle/Boating	107	70	1	61	14	253
Vandalism	41	8	1	16	0	66
Warrant	1,136	609	6	691	45	2,487
Receiving Stolen Property	13	6	0	2	0	21
Federal Offense Without Money	2	0	0	1	0	3
Federal Offense With Money	0	0	0	0	0	0
Felony, Miscellaneous	72	28	2	29	4	135
Misdemeanor, Miscellaneous	207	125	0	171	14	517
<b>SUBTOTAL</b>	<b>3,052</b>	<b>1,322</b>	<b>17</b>	<b>1,703</b>	<b>492</b>	<b>6,586</b>
<b>NONCRIMINAL INCIDENTS</b>						
Person Missing or Found	0	0	0	0	0	0
Juvenile, Noncriminal	0	0	0	0	0	0
Commitment	0	0	0	0	0	0
Miscellaneous, Noncriminal	1	0	0	0	0	1
Suicide and Attempt	0	0	0	0	0	0
Mentally Ill	0	0	0	0	0	0
Accident, Traffic - Vehicle/Boat	0	0	0	0	0	0
Accident, Miscellaneous	0	0	0	0	0	0
Person Dead	0	0	0	0	0	0
<b>SUBTOTAL</b>	<b>1</b>	<b>0</b>	<b>0</b>	<b>0</b>	<b>0</b>	<b>1</b>
<b>CALENDAR YEAR 2019</b>	<b>3,402</b>	<b>1,557</b>	<b>21</b>	<b>1,841</b>	<b>515</b>	<b>7,336</b>
<b>CALENDAR YEAR 2018</b>	<b>3,194</b>	<b>1,355</b>	<b>50</b>	<b>1,428</b>	<b>263</b>	<b>6,290</b>
<b>% CHANGE 2018 TO 2019</b>	<b>7</b>	<b>15</b>	<b>-58</b>	<b>29</b>	<b>96</b>	<b>17</b>

**LOS ANGELES COUNTY SHERIFF'S DEPARTMENT**  
**2019 INDUSTRY SHERIFF'S STATION**  
**COMPARISON OF JUVENILE ARRESTS BY CITY/AREA**

	Unincorporated	City of Industry	City of La Habra Heights	City of La Puente	Other	Total
<b>PART I CRIMES</b>						
Criminal Homicide	0	0	0	0	0	0
Rape	0	0	0	0	0	0
Robbery	5	0	0	2	0	7
Aggravated Assault	6	1	0	0	0	7
Burglary	7	2	0	1	0	10
Larceny Theft	3	11	0	1	0	15
Grand Theft Auto	1	0	0	0	1	2
Arson	0	0	0	0	0	0
<b>SUBTOTAL</b>	<b>22</b>	<b>14</b>	<b>0</b>	<b>4</b>	<b>1</b>	<b>41</b>
<b>PART II CRIMES</b>						
Forgery	0	0	0	0	0	0
Fraud and NSF Checks	0	0	0	0	0	0
Sex Offense, Felony	2	0	0	1	0	3
Sex Offense, Misdemeanor	0	0	0	1	0	1
Non-aggravated Assault	10	0	0	0	0	10
Weapon	8	0	0	2	1	11
Offense Against Family	0	0	0	0	0	0
Narcotic	6	0	0	0	0	6
Liquor/Tobacco	0	0	0	0	0	0
Drunk - Alcohol/Drug	0	0	0	0	0	0
Disorderly Conduct	2	0	0	0	0	2
Vagrancy/Quality of Life	0	0	0	0	0	0
Gambling	0	0	0	0	0	0
Drunk Driving - Vehicle/Boat	0	0	0	1	1	2
Vehicle/Boating	0	0	0	1	0	1
Vandalism	7	2	0	5	0	14
Warrant	3	0	0	0	0	3
Receiving Stolen Property	0	0	0	0	0	0
Federal Offense Without Money	0	0	0	0	0	0
Federal Offense With Money	0	0	0	0	0	0
Felony, Miscellaneous	4	2	0	2	0	8
Misdemeanor, Miscellaneous	3	0	0	2	1	6
<b>SUBTOTAL</b>	<b>45</b>	<b>4</b>	<b>0</b>	<b>15</b>	<b>3</b>	<b>67</b>
<b>NONCRIMINAL INCIDENTS</b>						
Person Missing or Found	1	0	0	0	0	1
Juvenile, Noncriminal	1	0	0	0	0	1
Commitment	0	0	0	0	0	0
Miscellaneous, Noncriminal	0	0	0	0	0	0
Suicide and Attempt	0	0	0	0	0	0
Mentally Ill	0	0	0	0	0	0
Accident, Traffic - Vehicle/Boat	0	0	0	0	0	0
Accident, Miscellaneous	0	0	0	0	0	0
Person Dead	0	0	0	0	0	0
<b>SUBTOTAL</b>	<b>2</b>	<b>0</b>	<b>0</b>	<b>0</b>	<b>0</b>	<b>2</b>
<b>CALENDAR YEAR 2019</b>	<b>69</b>	<b>18</b>	<b>0</b>	<b>19</b>	<b>4</b>	<b>110</b>
<b>CALENDAR YEAR 2018</b>	<b>64</b>	<b>15</b>	<b>0</b>	<b>19</b>	<b>4</b>	<b>102</b>
<b>% CHANGE 2018 TO 2019</b>	<b>8</b>	<b>20</b>	<b>N/C</b>	<b>0</b>	<b>0</b>	<b>8</b>

**LOS ANGELES COUNTY SHERIFF'S DEPARTMENT  
2019 INDUSTRY SHERIFF'S STATION  
MALE ADULT ARRESTS BY AGE**

	18	19	20	21	22	23	24
<b>PART I CRIMES</b>							
Criminal Homicide	0	0	0	0	0	0	0
Rape	0	0	1	0	0	0	0
Robbery	4	4	6	2	0	3	4
Aggravated Assault	1	3	5	9	6	7	8
Burglary	3	5	2	0	2	4	1
Larceny Theft	2	2	2	3	2	4	6
Grand Theft Auto	2	3	5	1	3	1	1
Arson	0	0	0	0	0	0	0
<b>SUBTOTAL</b>	<b>12</b>	<b>17</b>	<b>21</b>	<b>15</b>	<b>13</b>	<b>19</b>	<b>20</b>
<b>PART II CRIMES</b>							
Forgery	0	1	0	0	0	1	0
Fraud and NSF Checks	0	0	0	1	0	2	0
Sex Offense, Felony	0	1	0	1	0	0	0
Sex Offense, Misdemeanor	0	0	0	0	0	2	0
Non-aggravated Assault	0	3	1	2	1	8	4
Weapon	6	10	12	10	3	10	14
Offense Against Family	0	1	0	5	2	3	1
Narcotic	12	16	37	49	41	37	51
Liquor/Tobacco	2	0	2	0	0	0	3
Drunk - Alcohol/Drug	1	0	1	4	4	4	1
Disorderly Conduct	0	0	0	0	0	0	0
Vagrancy/Quality of Life	0	0	0	0	0	0	1
Gambling	0	0	0	0	0	0	0
Drunk Driving - Vehicle/Boat	1	9	7	16	17	14	17
Vehicle/Boating	3	3	8	4	8	12	5
Vandalism	4	0	0	2	1	0	2
Warrant	2	15	39	40	33	51	68
Receiving Stolen Property	0	0	2	0	0	0	2
Federal Offense Without Money	0	0	0	0	2	0	0
Federal Offense With Money	0	0	0	0	0	0	0
Felony, Miscellaneous	4	3	3	1	3	4	5
Misdemeanor, Miscellaneous	2	8	6	8	8	11	13
<b>SUBTOTAL</b>	<b>37</b>	<b>70</b>	<b>118</b>	<b>143</b>	<b>123</b>	<b>159</b>	<b>187</b>
<b>NONCRIMINAL INCIDENTS</b>							
Person Missing or Found	0	0	0	0	0	0	0
Juvenile, Noncriminal	0	0	0	0	0	0	0
Commitment	0	0	0	0	0	0	0
Miscellaneous, Noncriminal	0	0	0	0	0	0	0
Suicide and Attempt	0	0	0	0	0	0	0
Mentally Ill	0	0	0	0	0	0	0
Accident, Traffic - Vehicle/Boat	0	0	0	0	0	0	0
Accident, Miscellaneous	0	0	0	0	0	0	0
Person Dead	0	0	0	0	0	0	0
<b>SUBTOTAL</b>	<b>0</b>	<b>0</b>	<b>0</b>	<b>0</b>	<b>0</b>	<b>0</b>	<b>0</b>
<b>GRAND TOTAL</b>	<b>49</b>	<b>87</b>	<b>139</b>	<b>158</b>	<b>136</b>	<b>178</b>	<b>207</b>

**LOS ANGELES COUNTY SHERIFF'S DEPARTMENT  
2019 INDUSTRY SHERIFF'S STATION  
MALE ADULT ARRESTS BY AGE**

	25-29	30-34	35-39	40-44	45-49	50+	Total
<b>PART I CRIMES</b>							
Criminal Homicide	1	0	2	0	0	0	3
Rape	1	2	1	1	0	0	6
Robbery	17	6	8	3	2	2	61
Aggravated Assault	45	47	26	19	18	23	217
Burglary	15	6	9	6	2	3	58
Larceny Theft	33	20	22	15	12	12	135
Grand Theft Auto	14	13	9	8	6	2	68
Arson	2	1	1	2	1	1	8
<b>SUBTOTAL</b>	<b>128</b>	<b>95</b>	<b>78</b>	<b>54</b>	<b>41</b>	<b>43</b>	<b>556</b>
<b>PART II CRIMES</b>							
Forgery	2	2	2	1	0	3	12
Fraud and NSF Checks	5	3	5	4	1	3	24
Sex Offense, Felony	2	2	4	3	1	6	20
Sex Offense, Misdemeanor	0	3	0	0	1	0	6
Non-aggravated Assault	22	21	15	10	12	14	113
Weapon	30	26	21	11	15	14	182
Offense Against Family	18	12	5	13	6	8	74
Narcotic	319	278	240	192	134	187	1,593
Liquor/Tobacco	2	2	0	0	1	2	14
Drunk - Alcohol/Drug	20	12	20	8	7	17	99
Disorderly Conduct	1	1	1	0	1	4	8
Vagrancy/Quality of Life	0	0	0	5	2	7	15
Gambling	0	0	0	0	0	0	0
Drunk Driving - Vehicle/Boat	87	65	40	23	23	20	339
Vehicle/Boating	42	38	25	16	12	23	199
Vandalism	12	9	8	7	4	7	56
Warrant	348	329	274	204	173	340	1,916
Receiving Stolen Property	1	3	1	2	2	1	14
Federal Offense Without Money	0	0	0	0	1	0	3
Federal Offense With Money	0	0	0	0	0	0	0
Felony, Miscellaneous	16	24	14	9	15	14	115
Misdemeanor, Miscellaneous	64	68	44	54	39	110	435
<b>SUBTOTAL</b>	<b>991</b>	<b>898</b>	<b>719</b>	<b>562</b>	<b>450</b>	<b>780</b>	<b>5,237</b>
<b>NONCRIMINAL INCIDENTS</b>							
Person Missing or Found	0	0	0	0	0	0	0
Juvenile, Noncriminal	0	0	0	0	0	0	0
Commitment	0	0	0	0	0	0	0
Miscellaneous, Noncriminal	1	0	0	0	0	0	1
Suicide and Attempt	0	0	0	0	0	0	0
Mentally Ill	0	0	0	0	0	0	0
Accident, Traffic - Vehicle/Boat	0	0	0	0	0	0	0
Accident, Miscellaneous	0	0	0	0	0	0	0
Person Dead	0	0	0	0	0	0	0
<b>SUBTOTAL</b>	<b>1</b>	<b>0</b>	<b>0</b>	<b>0</b>	<b>0</b>	<b>0</b>	<b>1</b>
<b>GRAND TOTAL</b>	<b>1,120</b>	<b>993</b>	<b>797</b>	<b>616</b>	<b>491</b>	<b>823</b>	<b>5,794</b>



**LOS ANGELES COUNTY SHERIFF'S DEPARTMENT  
2019 INDUSTRY SHERIFF'S STATION  
MALE JUVENILE ARRESTS BY AGE**

	0-10	11-12	13-14	15	16	17	Total
<b>PART I CRIMES</b>							
Criminal Homicide	0	0	0	0	0	0	0
Rape	0	0	0	0	0	0	0
Robbery	0	0	1	0	3	1	5
Aggravated Assault	0	0	1	1	0	5	7
Burglary	0	0	1	1	2	5	9
Larceny Theft	0	0	1	1	2	5	9
Grand Theft Auto	0	0	0	0	1	1	2
Arson	0	0	0	0	0	0	0
<b>SUBTOTAL</b>	<b>0</b>	<b>0</b>	<b>4</b>	<b>3</b>	<b>8</b>	<b>17</b>	<b>32</b>
<b>PART II CRIMES</b>							
Forgery	0	0	0	0	0	0	0
Fraud and NSF Checks	0	0	0	0	0	0	0
Sex Offense, Felony	0	0	1	2	0	0	3
Sex Offense, Misdemeanor	0	0	1	0	0	0	1
Non-aggravated Assault	0	0	3	1	0	1	5
Weapon	0	0	0	0	3	7	10
Offense Against Family	0	0	0	0	0	0	0
Narcotic	0	0	0	1	2	1	4
Liquor/Tobacco	0	0	0	0	0	0	0
Drunk - Alcohol/Drug	0	0	0	0	0	0	0
Disorderly Conduct	0	0	0	0	0	0	0
Vagrancy/Quality of Life	0	0	0	0	0	0	0
Gambling	0	0	0	0	0	0	0
Drunk Driving - Vehicle/Boat	0	0	0	0	2	0	2
Vehicle/Boating	0	0	1	0	0	0	1
Vandalism	0	2	1	3	5	3	14
Warrant	0	0	0	0	1	1	2
Receiving Stolen Property	0	0	0	0	0	0	0
Federal Offense Without Money	0	0	0	0	0	0	0
Federal Offense With Money	0	0	0	0	0	0	0
Felony, Miscellaneous	0	0	2	0	0	6	8
Misdemeanor, Miscellaneous	0	0	0	4	1	1	6
<b>SUBTOTAL</b>	<b>0</b>	<b>2</b>	<b>9</b>	<b>11</b>	<b>14</b>	<b>20</b>	<b>56</b>
<b>NONCRIMINAL INCIDENTS</b>							
Person Missing or Found	0	0	0	0	0	0	0
Juvenile, Noncriminal	0	0	0	0	1	0	1
Commitment	0	0	0	0	0	0	0
Miscellaneous, Noncriminal	0	0	0	0	0	0	0
Suicide and Attempt	0	0	0	0	0	0	0
Mentally Ill	0	0	0	0	0	0	0
Accident, Traffic - Vehicle/Boat	0	0	0	0	0	0	0
Accident, Miscellaneous	0	0	0	0	0	0	0
Person Dead	0	0	0	0	0	0	0
<b>SUBTOTAL</b>	<b>0</b>	<b>0</b>	<b>0</b>	<b>0</b>	<b>1</b>	<b>0</b>	<b>1</b>
<b>GRAND TOTAL</b>	<b>0</b>	<b>2</b>	<b>13</b>	<b>14</b>	<b>23</b>	<b>37</b>	<b>89</b>

**LOS ANGELES COUNTY SHERIFF'S DEPARTMENT  
2019 INDUSTRY SHERIFF'S STATION  
FEMALE ADULT ARRESTS BY AGE**

	18	19	20	21	22	23	24
<b>PART I CRIMES</b>							
Criminal Homicide	0	0	0	0	0	0	0
Rape	0	0	0	0	0	0	0
Robbery	0	1	0	1	1	0	0
Aggravated Assault	0	0	0	4	1	1	0
Burglary	0	1	0	1	0	1	0
Larceny Theft	2	3	1	4	2	6	6
Grand Theft Auto	2	0	0	0	1	2	1
Arson	0	0	0	0	0	1	0
<b>SUBTOTAL</b>	<b>4</b>	<b>5</b>	<b>1</b>	<b>10</b>	<b>5</b>	<b>11</b>	<b>7</b>
<b>PART II CRIMES</b>							
Forgery	0	0	0	0	0	0	1
Fraud and NSF Checks	0	0	0	1	0	0	0
Sex Offense, Felony	0	0	0	0	0	0	0
Sex Offense, Misdemeanor	1	1	0	0	1	0	1
Non-aggravated Assault	2	0	0	3	1	2	1
Weapon	0	1	1	2	0	2	1
Offense Against Family	0	0	0	0	1	0	1
Narcotic	4	9	9	7	13	13	14
Liquor/Tobacco	0	0	0	0	0	0	0
Drunk - Alcohol/Drug	0	0	0	1	0	1	0
Disorderly Conduct	0	0	0	0	0	0	0
Vagrancy/Quality of Life	0	0	0	0	0	0	0
Gambling	0	0	0	0	0	0	0
Drunk Driving - Vehicle/Boat	0	2	2	1	2	7	5
Vehicle/Boating	1	1	4	2	1	2	1
Vandalism	2	0	0	1	0	0	0
Warrant	1	6	9	4	19	9	15
Receiving Stolen Property	0	1	0	0	0	1	0
Federal Offense Without Money	0	0	0	0	0	0	0
Federal Offense With Money	0	0	0	0	0	0	0
Felony, Miscellaneous	0	0	0	1	0	1	0
Misdemeanor, Miscellaneous	2	0	0	0	3	2	1
<b>SUBTOTAL</b>	<b>13</b>	<b>21</b>	<b>25</b>	<b>23</b>	<b>41</b>	<b>40</b>	<b>41</b>
<b>NONCRIMINAL INCIDENTS</b>							
Person Missing or Found	0	0	0	0	0	0	0
Juvenile, Noncriminal	0	0	0	0	0	0	0
Commitment	0	0	0	0	0	0	0
Miscellaneous, Noncriminal	0	0	0	0	0	0	0
Suicide and Attempt	0	0	0	0	0	0	0
Mentally Ill	0	0	0	0	0	0	0
Accident, Traffic - Vehicle/Boat	0	0	0	0	0	0	0
Accident, Miscellaneous	0	0	0	0	0	0	0
Person Dead	0	0	0	0	0	0	0
<b>SUBTOTAL</b>	<b>0</b>	<b>0</b>	<b>0</b>	<b>0</b>	<b>0</b>	<b>0</b>	<b>0</b>
<b>GRAND TOTAL</b>	<b>17</b>	<b>26</b>	<b>26</b>	<b>33</b>	<b>46</b>	<b>51</b>	<b>48</b>

**LOS ANGELES COUNTY SHERIFF'S DEPARTMENT  
2019 INDUSTRY SHERIFF'S STATION  
FEMALE ADULT ARRESTS BY AGE**

	25-29	30-34	35-39	40-44	45-49	50+	Total
<b>PART I CRIMES</b>							
Criminal Homicide	0	0	0	0	0	0	0
Rape	0	0	0	0	0	0	0
Robbery	1	0	2	1	2	1	10
Aggravated Assault	15	7	7	3	6	2	46
Burglary	5	4	0	3	0	1	16
Larceny Theft	17	22	11	9	5	13	101
Grand Theft Auto	4	2	3	1	1	0	17
Arson	0	1	0	0	0	1	3
<b>SUBTOTAL</b>	<b>42</b>	<b>36</b>	<b>23</b>	<b>17</b>	<b>14</b>	<b>18</b>	<b>193</b>
<b>PART II CRIMES</b>							
Forgery	0	1	2	0	0	1	5
Fraud and NSF Checks	2	1	3	2	0	1	10
Sex Offense, Felony	0	0	0	0	0	0	0
Sex Offense, Misdemeanor	1	2	0	0	0	1	8
Non-aggravated Assault	7	4	2	5	2	2	31
Weapon	6	3	1	1	0	1	19
Offense Against Family	5	0	2	0	3	4	16
Narcotic	73	85	58	62	30	51	428
Liquor/Tobacco	0	0	0	0	0	1	1
Drunk - Alcohol/Drug	2	3	0	1	2	1	11
Disorderly Conduct	1	0	0	0	0	0	1
Vagrancy/Quality of Life	0	0	0	2	0	3	5
Gambling	0	0	0	0	0	0	0
Drunk Driving - Vehicle/Boat	21	11	10	2	5	2	70
Vehicle/Boating	8	10	7	4	4	9	54
Vandalism	1	2	2	2	0	0	10
Warrant	114	107	84	67	53	82	570
Receiving Stolen Property	3	1	0	1	0	0	7
Federal Offense Without Money	0	0	0	0	0	0	0
Federal Offense With Money	0	0	0	0	0	0	0
Felony, Miscellaneous	8	2	1	3	2	2	20
Misdemeanor, Miscellaneous	15	8	17	11	5	18	82
<b>SUBTOTAL</b>	<b>267</b>	<b>240</b>	<b>189</b>	<b>163</b>	<b>106</b>	<b>179</b>	<b>1,348</b>
<b>NONCRIMINAL INCIDENTS</b>							
Person Missing or Found	0	0	0	0	0	0	0
Juvenile, Noncriminal	0	0	0	0	0	0	0
Commitment	0	0	0	0	0	0	0
Miscellaneous, Noncriminal	0	0	0	0	0	0	0
Suicide and Attempt	0	0	0	0	0	0	0
Mentally Ill	0	0	0	0	0	0	0
Accident, Traffic - Vehicle/Boat	0	0	0	0	0	0	0
Accident, Miscellaneous	0	0	0	0	0	0	0
Person Dead	0	0	0	0	0	0	0
<b>SUBTOTAL</b>	<b>0</b>	<b>0</b>	<b>0</b>	<b>0</b>	<b>0</b>	<b>0</b>	<b>0</b>
<b>GRAND TOTAL</b>	<b>309</b>	<b>276</b>	<b>212</b>	<b>180</b>	<b>120</b>	<b>197</b>	<b>1,541</b>

**LOS ANGELES COUNTY SHERIFF'S DEPARTMENT  
2019 INDUSTRY SHERIFF'S STATION  
FEMALE JUVENILE ARRESTS BY AGE**

	0-10	11-12	13-14	15	16	17	Total
<b>PART I CRIMES</b>							
Criminal Homicide	0	0	0	0	0	0	0
Rape	0	0	0	0	0	0	0
Robbery	0	0	0	0	1	1	2
Aggravated Assault	0	0	0	0	0	0	0
Burglary	0	0	0	0	0	1	1
Larceny Theft	0	1	1	1	0	3	6
Grand Theft Auto	0	0	0	0	0	0	0
Arson	0	0	0	0	0	0	0
<b>SUBTOTAL</b>	<b>0</b>	<b>1</b>	<b>1</b>	<b>1</b>	<b>1</b>	<b>5</b>	<b>9</b>
<b>PART II CRIMES</b>							
Forgery	0	0	0	0	0	0	0
Fraud and NSF Checks	0	0	0	0	0	0	0
Sex Offense, Felony	0	0	0	0	0	0	0
Sex Offense, Misdemeanor	0	0	0	0	0	0	0
Non-aggravated Assault	0	0	1	1	2	1	5
Weapon	0	0	0	0	0	1	1
Offense Against Family	0	0	0	0	0	0	0
Narcotic	0	0	0	0	1	1	2
Liquor/Tobacco	0	0	0	0	0	0	0
Drunk - Alcohol/Drug	0	0	0	0	0	0	0
Disorderly Conduct	0	0	1	1	0	0	2
Vagrancy/Quality of Life	0	0	0	0	0	0	0
Gambling	0	0	0	0	0	0	0
Drunk Driving - Vehicle/Boat	0	0	0	0	0	0	0
Vehicle/Boating	0	0	0	0	0	0	0
Vandalism	0	0	0	0	0	0	0
Warrant	0	0	0	0	0	1	1
Receiving Stolen Property	0	0	0	0	0	0	0
Federal Offense Without Money	0	0	0	0	0	0	0
Federal Offense With Money	0	0	0	0	0	0	0
Felony, Miscellaneous	0	0	0	0	0	0	0
Misdemeanor, Miscellaneous	0	0	0	0	0	0	0
<b>SUBTOTAL</b>	<b>0</b>	<b>0</b>	<b>2</b>	<b>2</b>	<b>3</b>	<b>4</b>	<b>11</b>
<b>NONCRIMINAL INCIDENTS</b>							
Person Missing or Found	0	0	0	1	0	0	1
Juvenile, Noncriminal	0	0	0	0	0	0	0
Commitment	0	0	0	0	0	0	0
Miscellaneous, Noncriminal	0	0	0	0	0	0	0
Suicide and Attempt	0	0	0	0	0	0	0
Mentally Ill	0	0	0	0	0	0	0
Accident, Traffic - Vehicle/Boat	0	0	0	0	0	0	0
Accident, Miscellaneous	0	0	0	0	0	0	0
Person Dead	0	0	0	0	0	0	0
<b>SUBTOTAL</b>	<b>0</b>	<b>0</b>	<b>0</b>	<b>1</b>	<b>0</b>	<b>0</b>	<b>1</b>
<b>GRAND TOTAL</b>	<b>0</b>	<b>1</b>	<b>3</b>	<b>4</b>	<b>4</b>	<b>9</b>	<b>21</b>

**LOS ANGELES COUNTY SHERIFF'S DEPARTMENT**  
**2019 INDUSTRY SHERIFF'S STATION - UNINCORPORATED AREA**  
**INCIDENT AND ARREST SUMMARY**

	Reported Incidents	Adults Arrested	Juveniles Arrested	Total Arrested
<b>PART I CRIMES</b>				
Criminal Homicide	6	1	0	1
Rape	25	5	0	5
Robbery	104	35	5	40
Aggravated Assault	180	178	6	184
Burglary	338	49	7	56
Larceny Theft	894	37	3	40
Grand Theft Auto	309	37	1	38
Arson	20	7	0	7
<b>SUBTOTAL</b>	<b>1,876</b>	<b>349</b>	<b>22</b>	<b>371</b>
<b>PART II CRIMES</b>				
Forgery	74	7	0	7
Fraud and NSF Checks	227	13	0	13
Sex Offense, Felony	55	10	2	12
Sex Offense, Misdemeanor	26	8	0	8
Non-aggravated Assault	354	90	10	100
Weapon	115	105	8	113
Offense Against Family	98	61	0	61
Narcotic	741	1,088	6	1,094
Liquor/Tobacco	37	3	0	3
Drunk - Alcohol/Drug	61	62	0	62
Disorderly Conduct	16	6	2	8
Vagrancy/Quality of Life	4	2	0	2
Gambling	0	0	0	0
Drunk Driving - Vehicle/Boat	6	19	0	19
Vehicle/Boating	309	107	0	107
Vandalism	320	41	7	48
Warrant	3	1,136	3	1,139
Receiving Stolen Property	5	13	0	13
Federal Offense Without Money	0	2	0	2
Federal Offense With Money	5	0	0	0
Felony, Miscellaneous	81	72	4	76
Misdemeanor, Miscellaneous	443	207	3	210
<b>SUBTOTAL</b>	<b>2,980</b>	<b>3,052</b>	<b>45</b>	<b>3,097</b>
<b>NONCRIMINAL INCIDENTS</b>				
Person Missing or Found	242	0	1	1
Juvenile, Noncriminal	295	0	1	1
Commitment	1	0	0	0
Miscellaneous, Noncriminal	2,620	1	0	1
Suicide and Attempt	20	0	0	0
Mentally Ill	216	0	0	0
Accident, Traffic - Vehicle/Boat	3	0	0	0
Accident, Miscellaneous	1	0	0	0
Person Dead	56	0	0	0
<b>SUBTOTAL</b>	<b>3,454</b>	<b>1</b>	<b>2</b>	<b>3</b>
<b>CALENDAR YEAR 2019</b>	<b>8,310</b>	<b>3,402</b>	<b>69</b>	<b>3,471</b>
<b>CALENDAR YEAR 2018</b>	<b>8,343</b>	<b>3,194</b>	<b>64</b>	<b>3,258</b>
<b>% CHANGE 2018 TO 2019</b>	<b>0</b>	<b>7</b>	<b>8</b>	<b>7</b>

**LOS ANGELES COUNTY SHERIFF'S DEPARTMENT**  
**2019 INDUSTRY SHERIFF'S STATION - CITY OF INDUSTRY**  
**INCIDENT AND ARREST SUMMARY**

	Reported Incidents	Adults Arrested	Juveniles Arrested	Total Arrested
<b>PART I CRIMES</b>				
Criminal Homicide	0	0	0	0
Rape	1	0	0	0
Robbery	41	19	0	19
Aggravated Assault	30	17	1	18
Burglary	156	7	2	9
Larceny Theft	905	175	11	186
Grand Theft Auto	125	13	0	13
Arson	8	4	0	4
<b>SUBTOTAL</b>	<b>1,266</b>	<b>235</b>	<b>14</b>	<b>249</b>
<b>PART II CRIMES</b>				
Forgery	34	5	0	5
Fraud and NSF Checks	76	10	0	10
Sex Offense, Felony	2	2	0	2
Sex Offense, Misdemeanor	8	3	0	3
Non-aggravated Assault	43	19	0	19
Weapon	21	19	0	19
Offense Against Family	9	6	0	6
Narcotic	245	348	0	348
Liquor/Tobacco	4	3	0	3
Drunk - Alcohol/Drug	16	18	0	18
Disorderly Conduct	4	2	0	2
Vagrancy/Quality of Life	19	14	0	14
Gambling	0	0	0	0
Drunk Driving - Vehicle/Boat	15	27	0	27
Vehicle/Boating	709	70	0	70
Vandalism	74	8	2	10
Warrant	2	609	0	609
Receiving Stolen Property	4	6	0	6
Federal Offense Without Money	0	0	0	0
Federal Offense With Money	2	0	0	0
Felony, Miscellaneous	45	28	2	30
Misdemeanor, Miscellaneous	187	125	0	125
<b>SUBTOTAL</b>	<b>1,519</b>	<b>1,322</b>	<b>4</b>	<b>1,326</b>
<b>NONCRIMINAL INCIDENTS</b>				
Person Missing or Found	8	0	0	0
Juvenile, Noncriminal	2	0	0	0
Commitment	0	0	0	0
Miscellaneous, Noncriminal	1,117	0	0	0
Suicide and Attempt	3	0	0	0
Mentally Ill	44	0	0	0
Accident, Traffic - Vehicle/Boat	430	0	0	0
Accident, Miscellaneous	2	0	0	0
Person Dead	5	0	0	0
<b>SUBTOTAL</b>	<b>1,611</b>	<b>0</b>	<b>0</b>	<b>0</b>
<b>CALENDAR YEAR 2019</b>	<b>4,396</b>	<b>1,557</b>	<b>18</b>	<b>1,575</b>
<b>CALENDAR YEAR 2018</b>	<b>4,300</b>	<b>1,355</b>	<b>15</b>	<b>1,370</b>
<b>% CHANGE 2018 TO 2019</b>	<b>2</b>	<b>15</b>	<b>20</b>	<b>15</b>

LOS ANGELES COUNTY SHERIFF'S DEPARTMENT  
**2019 INDUSTRY SHERIFF'S STATION - CITY OF LA HABRA HEIGHTS**  
**INCIDENT AND ARREST SUMMARY**

	Reported Incidents	Adults Arrested	Juveniles Arrested	Total Arrested
<b>PART I CRIMES</b>				
Criminal Homicide	0	0	0	0
Rape	0	0	0	0
Robbery	0	0	0	0
Aggravated Assault	3	3	0	3
Burglary	27	1	0	1
Larceny Theft	41	0	0	0
Grand Theft Auto	3	0	0	0
Arson	1	0	0	0
<b>SUBTOTAL</b>	<b>75</b>	<b>4</b>	<b>0</b>	<b>4</b>
<b>PART II CRIMES</b>				
Forgery	3	0	0	0
Fraud and NSF Checks	10	0	0	0
Sex Offense, Felony	2	0	0	0
Sex Offense, Misdemeanor	2	0	0	0
Non-aggravated Assault	7	0	0	0
Weapon	5	0	0	0
Offense Against Family	1	1	0	1
Narcotic	4	6	0	6
Liquor/Tobacco	0	0	0	0
Drunk - Alcohol/Drug	0	0	0	0
Disorderly Conduct	1	0	0	0
Vagrancy/Quality of Life	0	0	0	0
Gambling	0	0	0	0
Drunk Driving - Vehicle/Boat	0	0	0	0
Vehicle/Boating	43	1	0	1
Vandalism	13	1	0	1
Warrant	0	6	0	6
Receiving Stolen Property	0	0	0	0
Federal Offense Without Money	0	0	0	0
Federal Offense With Money	0	0	0	0
Felony, Miscellaneous	3	2	0	2
Misdemeanor, Miscellaneous	5	0	0	0
<b>SUBTOTAL</b>	<b>99</b>	<b>17</b>	<b>0</b>	<b>17</b>
<b>NONCRIMINAL INCIDENTS</b>				
Person Missing or Found	3	0	0	0
Juvenile, Noncriminal	3	0	0	0
Commitment	0	0	0	0
Miscellaneous, Noncriminal	53	0	0	0
Suicide and Attempt	1	0	0	0
Mentally Ill	9	0	0	0
Accident, Traffic - Vehicle/Boat	30	0	0	0
Accident, Miscellaneous	0	0	0	0
Person Dead	2	0	0	0
<b>SUBTOTAL</b>	<b>101</b>	<b>0</b>	<b>0</b>	<b>0</b>
<b>CALENDAR YEAR 2019</b>	<b>275</b>	<b>21</b>	<b>0</b>	<b>21</b>
<b>CALENDAR YEAR 2018</b>	<b>285</b>	<b>50</b>	<b>0</b>	<b>50</b>
<b>% CHANGE 2018 TO 2019</b>	<b>-4</b>	<b>-58</b>	<b>N/C</b>	<b>-58</b>



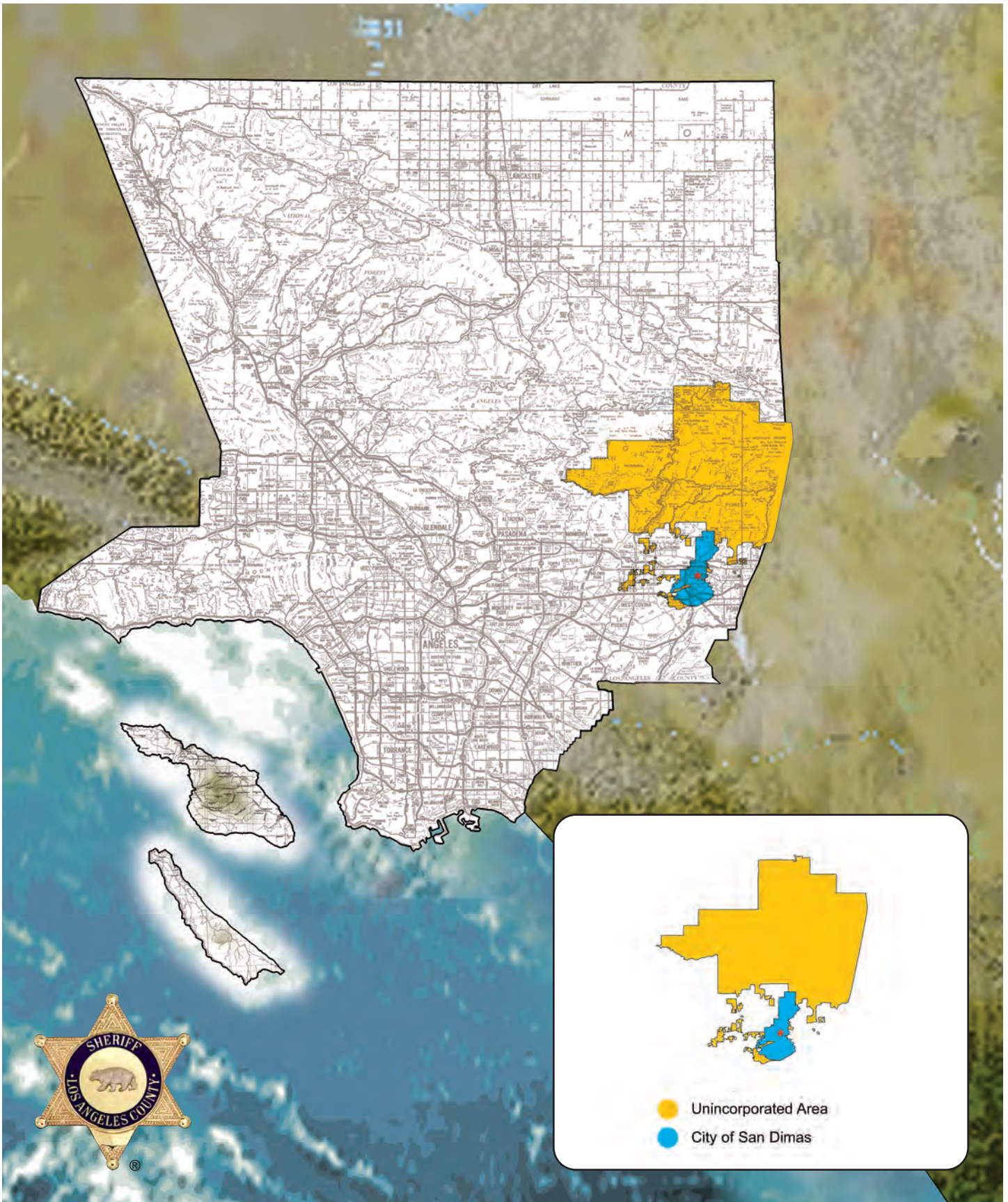
**LOS ANGELES COUNTY SHERIFF'S DEPARTMENT**  
**2019 INDUSTRY SHERIFF'S STATION - CITY OF LA PUENTE**  
**INCIDENT AND ARREST SUMMARY**

	Reported Incidents	Adults Arrested	Juveniles Arrested	Total Arrested
<b>PART I CRIMES</b>				
Criminal Homicide	3	0	0	0
Rape	6	1	0	1
Robbery	53	17	2	19
Aggravated Assault	90	56	0	56
Burglary	75	17	1	18
Larceny Theft	249	22	1	23
Grand Theft Auto	126	25	0	25
Arson	5	0	0	0
<b>SUBTOTAL</b>	<b>607</b>	<b>138</b>	<b>4</b>	<b>142</b>
<b>PART II CRIMES</b>				
Forgery	21	5	0	5
Fraud and NSF Checks	60	9	0	9
Sex Offense, Felony	27	6	1	7
Sex Offense, Misdemeanor	16	3	1	4
Non-aggravated Assault	127	30	0	30
Weapon	63	64	2	66
Offense Against Family	22	21	0	21
Narcotic	349	538	0	538
Liquor/Tobacco	97	7	0	7
Drunk - Alcohol/Drug	25	28	0	28
Disorderly Conduct	1	0	0	0
Vagrancy/Quality of Life	0	4	0	4
Gambling	0	0	0	0
Drunk Driving - Vehicle/Boat	17	17	1	18
Vehicle/Boating	424	61	1	62
Vandalism	108	16	5	21
Warrant	0	691	0	691
Receiving Stolen Property	1	2	0	2
Federal Offense Without Money	0	1	0	1
Federal Offense With Money	1	0	0	0
Felony, Miscellaneous	31	29	2	31
Misdemeanor, Miscellaneous	234	171	2	173
<b>SUBTOTAL</b>	<b>1,624</b>	<b>1,703</b>	<b>15</b>	<b>1,718</b>
<b>NONCRIMINAL INCIDENTS</b>				
Person Missing or Found	72	0	0	0
Juvenile, Noncriminal	103	0	0	0
Commitment	0	0	0	0
Miscellaneous, Noncriminal	1,094	0	0	0
Suicide and Attempt	3	0	0	0
Mentally Ill	75	0	0	0
Accident, Traffic - Vehicle/Boat	210	0	0	0
Accident, Miscellaneous	1	0	0	0
Person Dead	9	0	0	0
<b>SUBTOTAL</b>	<b>1,567</b>	<b>0</b>	<b>0</b>	<b>0</b>
<b>CALENDAR YEAR 2019</b>	<b>3,798</b>	<b>1,841</b>	<b>19</b>	<b>1,860</b>
<b>CALENDAR YEAR 2018</b>	<b>3,532</b>	<b>1,428</b>	<b>19</b>	<b>1,447</b>
<b>% CHANGE 2018 TO 2019</b>	<b>8</b>	<b>29</b>	<b>0</b>	<b>29</b>

**LOS ANGELES COUNTY SHERIFF'S DEPARTMENT**  
**2019 INDUSTRY SHERIFF'S STATION - OTHER**  
**INCIDENT AND ARREST SUMMARY**

	Reported Incidents	Adults Arrested	Juveniles Arrested	Total Arrested
<b>PART I CRIMES</b>				
Criminal Homicide	0	2	0	2
Rape	0	0	0	0
Robbery	0	0	0	0
Aggravated Assault	0	9	0	9
Burglary	0	0	0	0
Larceny Theft	0	2	0	2
Grand Theft Auto	0	10	1	11
Arson	0	0	0	0
<b>SUBTOTAL</b>	<b>0</b>	<b>23</b>	<b>1</b>	<b>24</b>
<b>PART II CRIMES</b>				
Forgery	0	0	0	0
Fraud and NSF Checks	0	2	0	2
Sex Offense, Felony	0	2	0	2
Sex Offense, Misdemeanor	0	0	0	0
Non-aggravated Assault	0	5	0	5
Weapon	0	13	1	14
Offense Against Family	0	1	0	1
Narcotic	0	41	0	41
Liquor/Tobacco	0	2	0	2
Drunk - Alcohol/Drug	0	2	0	2
Disorderly Conduct	0	1	0	1
Vagrancy/Quality of Life	0	0	0	0
Gambling	0	0	0	0
Drunk Driving - Vehicle/Boat	0	346	1	347
Vehicle/Boating	0	14	0	14
Vandalism	0	0	0	0
Warrant	0	45	0	45
Receiving Stolen Property	0	0	0	0
Federal Offense Without Money	0	0	0	0
Federal Offense With Money	0	0	0	0
Felony, Miscellaneous	0	4	0	4
Misdemeanor, Miscellaneous	0	14	1	15
<b>SUBTOTAL</b>	<b>0</b>	<b>492</b>	<b>3</b>	<b>495</b>
<b>NONCRIMINAL INCIDENTS</b>				
Person Missing or Found	0	0	0	0
Juvenile, Noncriminal	0	0	0	0
Commitment	0	0	0	0
Miscellaneous, Noncriminal	0	0	0	0
Suicide and Attempt	0	0	0	0
Mentally Ill	0	0	0	0
Accident, Traffic - Vehicle/Boat	0	0	0	0
Accident, Miscellaneous	0	0	0	0
Person Dead	0	0	0	0
<b>SUBTOTAL</b>	<b>0</b>	<b>0</b>	<b>0</b>	<b>0</b>
<b>CALENDAR YEAR 2019</b>	<b>0</b>	<b>515</b>	<b>4</b>	<b>519</b>
<b>CALENDAR YEAR 2018</b>	<b>0</b>	<b>263</b>	<b>4</b>	<b>267</b>
<b>% CHANGE 2018 TO 2019</b>	<b>N/C</b>	<b>96</b>	<b>0</b>	<b>94</b>

LOS ANGELES COUNTY SHERIFF'S DEPARTMENT  
2019 EAST PATROL DIVISION  
SAN DIMAS SHERIFF'S STATION PATROL AREA MAP



**LOS ANGELES COUNTY SHERIFF'S DEPARTMENT  
2019 SAN DIMAS SHERIFF'S STATION  
SYNOPSIS**

	Calendar Year 2018	Calendar Year 2019	Percent Change (%)	Crime Rate Per 10,000 Population	
				2018	2019

<b>TOTAL REPORTED INCIDENTS</b>	<b>6,624</b>	<b>6,665</b>	<b>1</b>		
---------------------------------	--------------	--------------	----------	--	--

<b>PART I CRIMES</b>	<b>1,556</b>	<b>1,640</b>	<b>5</b>	<b>185.16</b>	<b>194.68</b>
Criminal Homicide	4	2	-50	0.48	0.24
Rape	26	36	38	3.09	4.27
Robbery	52	47	-10	6.19	5.58
Aggravated Assault	149	155	4	17.73	18.40
Burglary	250	187	-25	29.75	22.20
Larceny Theft	885	1,031	16	105.32	122.39
Grand Theft Auto	182	179	-2	21.66	21.25
Arson	8	3	-62	0.95	0.36

<b>PART II CRIMES</b>	<b>2,028</b>	<b>1,898</b>	<b>-6</b>	<b>241.33</b>	<b>225.31</b>
-----------------------	--------------	--------------	-----------	---------------	---------------

<b>NONCRIMINAL INCIDENTS</b>	<b>3,040</b>	<b>3,127</b>	<b>3</b>		
------------------------------	--------------	--------------	----------	--	--

<b>TOTAL ARRESTS</b>	<b>2,876</b>	<b>2,543</b>	<b>-12</b>		
----------------------	--------------	--------------	------------	--	--

Adult Arrests	2,775	2,447	-12		
Juvenile Arrests	101	96	-5		

**PART I CRIMES STOLEN AND  
RECOVERED PROPERTY  
AMOUNT**

Stolen Property	\$3,353,788	\$3,237,412	-3		
Recovered Property	\$1,229,431	\$1,373,598	12		
Percent Recovered (%)	37	42			

	Area in Square Miles 2019	Population 2019	Crime Rate Per 10,000 Population Part I Crimes		Percent Change (%)
			2018	2019	
<b>TOTAL AREA</b>	218.39	84,240	185.16	194.68	5
Unincorporated	202.97	49,642	144.93	146.05	1
City of San Dimas	15.43	34,598	242.77	264.46	9



**LOS ANGELES COUNTY SHERIFF'S DEPARTMENT  
2019 SAN DIMAS SHERIFF'S STATION  
INCIDENT AND ARREST SUMMARY**

	Reported Incidents	Adults Arrested	Juveniles Arrested	Total Arrested
<b>PART I CRIMES</b>				
Criminal Homicide	2	0	0	0
Rape	36	2	1	3
Robbery	47	20	4	24
Aggravated Assault	155	101	6	107
Burglary	187	24	6	30
Larceny Theft	1,031	91	10	101
Grand Theft Auto	179	27	1	28
Arson	3	1	1	2
<b>SUBTOTAL</b>	<b>1,640</b>	<b>266</b>	<b>29</b>	<b>295</b>
<b>PART II CRIMES</b>				
Forgery	67	9	0	9
Fraud and NSF Checks	180	18	0	18
Sex Offense, Felony	14	11	0	11
Sex Offense, Misdemeanor	27	5	1	6
Non-aggravated Assault	202	52	16	68
Weapon	57	37	4	41
Offense Against Family	45	32	0	32
Narcotic	298	573	11	584
Liquor/Tobacco	8	4	0	4
Drunk - Alcohol/Drug	38	40	1	41
Disorderly Conduct	13	7	0	7
Vagrancy/Quality of Life	2	4	0	4
Gambling	0	0	0	0
Drunk Driving - Vehicle/Boat	37	73	0	73
Vehicle/Boating	275	246	4	250
Vandalism	270	25	9	34
Warrant	0	790	2	792
Receiving Stolen Property	4	17	0	17
Federal Offense Without Money	0	2	0	2
Federal Offense With Money	3	0	0	0
Felony, Miscellaneous	34	57	13	70
Misdemeanor, Miscellaneous	324	171	6	177
<b>SUBTOTAL</b>	<b>1,898</b>	<b>2,173</b>	<b>67</b>	<b>2,240</b>
<b>NONCRIMINAL INCIDENTS</b>				
Person Missing or Found	423	0	0	0
Juvenile, Noncriminal	232	0	0	0
Commitment	1	0	0	0
Miscellaneous, Noncriminal	1,995	8	0	8
Suicide and Attempt	18	0	0	0
Mentally Ill	176	0	0	0
Accident, Traffic - Vehicle/Boat	238	0	0	0
Accident, Miscellaneous	3	0	0	0
Person Dead	41	0	0	0
<b>SUBTOTAL</b>	<b>3,127</b>	<b>8</b>	<b>0</b>	<b>8</b>
<b>CALENDAR YEAR 2019</b>	<b>6,665</b>	<b>2,447</b>	<b>96</b>	<b>2,543</b>
<b>CALENDAR YEAR 2018</b>	<b>6,624</b>	<b>2,775</b>	<b>101</b>	<b>2,876</b>
<b>% CHANGE 2018 TO 2019</b>	<b>1</b>	<b>-12</b>	<b>-5</b>	<b>-12</b>

**LOS ANGELES COUNTY SHERIFF'S DEPARTMENT  
2019 SAN DIMAS SHERIFF'S STATION  
PART I ACTUAL OFFENSES\* CLEARED**

	Station Total	Unincorporated	City of San Dimas
<b>Criminal Homicide</b>	<b>2</b>	<b>2</b>	<b>0</b>
Number Cleared	2	2	0
Percent Cleared (%)	100	100	N/C
<b>Rape</b>	<b>36</b>	<b>21</b>	<b>15</b>
Number Cleared	15	9	6
Percent Cleared (%)	42	43	40
<b>Robbery</b>	<b>47</b>	<b>32</b>	<b>15</b>
Number Cleared	30	17	13
Percent Cleared (%)	64	53	87
<b>Aggravated Assault</b>	<b>153</b>	<b>105</b>	<b>48</b>
Number Cleared	136	90	46
Percent Cleared (%)	89	86	96
<b>Burglary</b>	<b>187</b>	<b>74</b>	<b>113</b>
Number Cleared	27	12	15
Percent Cleared (%)	14	16	13
<b>Larceny Theft</b>	<b>1,029</b>	<b>370</b>	<b>659</b>
Number Cleared	138	18	120
Percent Cleared (%)	13	5	18
<b>Grand Theft Auto</b>	<b>179</b>	<b>118</b>	<b>61</b>
Number Cleared	11	8	3
Percent Cleared (%)	6	7	5
<b>Arson</b>	<b>3</b>	<b>2</b>	<b>1</b>
Number Cleared	0	0	0
Percent Cleared (%)	0	0	0
<b>TOTAL PART I OFFENSES</b>	<b>1,636</b>	<b>724</b>	<b>912</b>
Number Cleared	<b>359</b>	<b>156</b>	<b>203</b>
Percent Cleared (%)	<b>22</b>	<b>22</b>	<b>22</b>

\* Actual offenses (unfounded not included)

**LOS ANGELES COUNTY SHERIFF'S DEPARTMENT**  
**2019 SAN DIMAS SHERIFF'S STATION**  
**COMPARISON OF INCIDENTS BY CITY/AREA**

	Unincorporated	City of San Dimas	Other	Total
<b>PART I CRIMES</b>				
Criminal Homicide	2	0	0	2
Rape	21	15	0	36
Robbery	32	15	0	47
Aggravated Assault	105	50	0	155
Burglary	74	113	0	187
Larceny Theft	371	660	0	1,031
Grand Theft Auto	118	61	0	179
Arson	2	1	0	3
<b>SUBTOTAL</b>	<b>725</b>	<b>915</b>	<b>0</b>	<b>1,640</b>
<b>PART II CRIMES</b>				
Forgery	17	50	0	67
Fraud and NSF Checks	74	106	0	180
Sex Offense, Felony	11	3	0	14
Sex Offense, Misdemeanor	13	14	0	27
Non-aggravated Assault	115	87	0	202
Weapon	40	17	0	57
Offense Against Family	31	14	0	45
Narcotic	192	106	0	298
Liquor/Tobacco	7	1	0	8
Drunk - Alcohol/Drug	23	15	0	38
Disorderly Conduct	9	4	0	13
Vagrancy/Quality of Life	1	1	0	2
Gambling	0	0	0	0
Drunk Driving - Vehicle/Boat	9	28	0	37
Vehicle/Boating	92	183	0	275
Vandalism	119	151	0	270
Warrant	0	0	0	0
Receiving Stolen Property	3	1	0	4
Federal Offense Without Money	0	0	0	0
Federal Offense With Money	1	2	0	3
Felony, Miscellaneous	13	21	0	34
Misdemeanor, Miscellaneous	249	75	0	324
<b>SUBTOTAL</b>	<b>1,019</b>	<b>879</b>	<b>0</b>	<b>1,898</b>
<b>NONCRIMINAL INCIDENTS</b>				
Person Missing or Found	181	242	0	423
Juvenile, Noncriminal	129	103	0	232
Commitment	0	1	0	1
Miscellaneous, Noncriminal	1,093	902	0	1,995
Suicide and Attempt	13	5	0	18
Mentally Ill	91	85	0	176
Accident, Traffic - Vehicle/Boat	2	236	0	238
Accident, Miscellaneous	1	2	0	3
Person Dead	21	20	0	41
<b>SUBTOTAL</b>	<b>1,531</b>	<b>1,596</b>	<b>0</b>	<b>3,127</b>
<b>CALENDAR YEAR 2019</b>	<b>3,275</b>	<b>3,390</b>	<b>0</b>	<b>6,665</b>
<b>CALENDAR YEAR 2018</b>	<b>3,392</b>	<b>3,232</b>	<b>0</b>	<b>6,624</b>
<b>% CHANGE 2018 TO 2019</b>	<b>-3</b>	<b>5</b>	<b>N/C</b>	<b>1</b>



**LOS ANGELES COUNTY SHERIFF'S DEPARTMENT**  
**2019 SAN DIMAS SHERIFF'S STATION**  
**COMPARISON OF ARRESTS BY CITY/AREA**

	Unincorporated	City of San Dimas	Other	Total
<b>PART I CRIMES</b>				
Criminal Homicide	0	0	0	0
Rape	1	0	2	3
Robbery	7	10	7	24
Aggravated Assault	74	29	4	107
Burglary	13	16	1	30
Larceny Theft	6	95	0	101
Grand Theft Auto	11	12	5	28
Arson	1	1	0	2
<b>SUBTOTAL</b>	<b>113</b>	<b>163</b>	<b>19</b>	<b>295</b>
<b>PART II CRIMES</b>				
Forgery	2	7	0	9
Fraud and NSF Checks	3	13	2	18
Sex Offense, Felony	8	1	2	11
Sex Offense, Misdemeanor	2	4	0	6
Non-aggravated Assault	34	32	2	68
Weapon	26	10	5	41
Offense Against Family	22	9	1	32
Narcotic	397	137	50	584
Liquor/Tobacco	2	2	0	4
Drunk - Alcohol/Drug	27	14	0	41
Disorderly Conduct	4	3	0	7
Vagrancy/Quality of Life	2	2	0	4
Gambling	0	0	0	0
Drunk Driving - Vehicle/Boat	14	31	28	73
Vehicle/Boating	108	133	9	250
Vandalism	14	18	2	34
Warrant	503	225	64	792
Receiving Stolen Property	11	6	0	17
Federal Offense Without Money	1	1	0	2
Federal Offense With Money	0	0	0	0
Felony, Miscellaneous	12	15	43	70
Misdemeanor, Miscellaneous	122	47	8	177
<b>SUBTOTAL</b>	<b>1,314</b>	<b>710</b>	<b>216</b>	<b>2,240</b>
<b>NONCRIMINAL INCIDENTS</b>				
Person Missing or Found	0	0	0	0
Juvenile, Noncriminal	0	0	0	0
Commitment	0	0	0	0
Miscellaneous, Noncriminal	1	6	1	8
Suicide and Attempt	0	0	0	0
Mentally Ill	0	0	0	0
Accident, Traffic - Vehicle/Boat	0	0	0	0
Accident, Miscellaneous	0	0	0	0
Person Dead	0	0	0	0
<b>SUBTOTAL</b>	<b>1</b>	<b>6</b>	<b>1</b>	<b>8</b>
<b>CALENDAR YEAR 2019</b>	<b>1,428</b>	<b>879</b>	<b>236</b>	<b>2,543</b>
<b>CALENDAR YEAR 2018</b>	<b>1,712</b>	<b>914</b>	<b>250</b>	<b>2,876</b>
<b>% CHANGE 2018 TO 2019</b>	<b>-17</b>	<b>-4</b>	<b>-6</b>	<b>-12</b>

**LOS ANGELES COUNTY SHERIFF'S DEPARTMENT**  
**2019 SAN DIMAS SHERIFF'S STATION**  
**COMPARISON OF ADULT ARRESTS BY CITY/AREA**

	Unincorporated	City of San Dimas	Other	Total
<b>PART I CRIMES</b>				
Criminal Homicide	0	0	0	0
Rape	0	0	2	2
Robbery	4	9	7	20
Aggravated Assault	70	27	4	101
Burglary	10	13	1	24
Larceny Theft	5	86	0	91
Grand Theft Auto	10	12	5	27
Arson	1	0	0	1
<b>SUBTOTAL</b>	<b>100</b>	<b>147</b>	<b>19</b>	<b>266</b>
<b>PART II CRIMES</b>				
Forgery	2	7	0	9
Fraud and NSF Checks	3	13	2	18
Sex Offense, Felony	8	1	2	11
Sex Offense, Misdemeanor	2	3	0	5
Non-aggravated Assault	25	25	2	52
Weapon	25	8	4	37
Offense Against Family	22	9	1	32
Narcotic	395	128	50	573
Liquor/Tobacco	2	2	0	4
Drunk - Alcohol/Drug	27	13	0	40
Disorderly Conduct	4	3	0	7
Vagrancy/Quality of Life	2	2	0	4
Gambling	0	0	0	0
Drunk Driving - Vehicle/Boat	14	31	28	73
Vehicle/Boating	105	132	9	246
Vandalism	13	10	2	25
Warrant	502	225	63	790
Receiving Stolen Property	11	6	0	17
Federal Offense Without Money	1	1	0	2
Federal Offense With Money	0	0	0	0
Felony, Miscellaneous	8	6	43	57
Misdemeanor, Miscellaneous	122	41	8	171
<b>SUBTOTAL</b>	<b>1,293</b>	<b>666</b>	<b>214</b>	<b>2,173</b>
<b>NONCRIMINAL INCIDENTS</b>				
Person Missing or Found	0	0	0	0
Juvenile, Noncriminal	0	0	0	0
Commitment	0	0	0	0
Miscellaneous, Noncriminal	1	6	1	8
Suicide and Attempt	0	0	0	0
Mentally Ill	0	0	0	0
Accident, Traffic - Vehicle/Boat	0	0	0	0
Accident, Miscellaneous	0	0	0	0
Person Dead	0	0	0	0
<b>SUBTOTAL</b>	<b>1</b>	<b>6</b>	<b>1</b>	<b>8</b>
<b>CALENDAR YEAR 2019</b>	<b>1,394</b>	<b>819</b>	<b>234</b>	<b>2,447</b>
<b>CALENDAR YEAR 2018</b>	<b>1,664</b>	<b>862</b>	<b>249</b>	<b>2,775</b>
<b>% CHANGE 2018 TO 2019</b>	<b>-16</b>	<b>-5</b>	<b>-6</b>	<b>-12</b>

**LOS ANGELES COUNTY SHERIFF'S DEPARTMENT**  
**2019 SAN DIMAS SHERIFF'S STATION**  
**COMPARISON OF JUVENILE ARRESTS BY CITY/AREA**

	Unincorporated	City of San Dimas	Other	Total
<b>PART I CRIMES</b>				
Criminal Homicide	0	0	0	0
Rape	1	0	0	1
Robbery	3	1	0	4
Aggravated Assault	4	2	0	6
Burglary	3	3	0	6
Larceny Theft	1	9	0	10
Grand Theft Auto	1	0	0	1
Arson	0	1	0	1
<b>SUBTOTAL</b>	<b>13</b>	<b>16</b>	<b>0</b>	<b>29</b>
<b>PART II CRIMES</b>				
Forgery	0	0	0	0
Fraud and NSF Checks	0	0	0	0
Sex Offense, Felony	0	0	0	0
Sex Offense, Misdemeanor	0	1	0	1
Non-aggravated Assault	9	7	0	16
Weapon	1	2	1	4
Offense Against Family	0	0	0	0
Narcotic	2	9	0	11
Liquor/Tobacco	0	0	0	0
Drunk - Alcohol/Drug	0	1	0	1
Disorderly Conduct	0	0	0	0
Vagrancy/Quality of Life	0	0	0	0
Gambling	0	0	0	0
Drunk Driving - Vehicle/Boat	0	0	0	0
Vehicle/Boating	3	1	0	4
Vandalism	1	8	0	9
Warrant	1	0	1	2
Receiving Stolen Property	0	0	0	0
Federal Offense Without Money	0	0	0	0
Federal Offense With Money	0	0	0	0
Felony, Miscellaneous	4	9	0	13
Misdemeanor, Miscellaneous	0	6	0	6
<b>SUBTOTAL</b>	<b>21</b>	<b>44</b>	<b>2</b>	<b>67</b>
<b>NONCRIMINAL INCIDENTS</b>				
Person Missing or Found	0	0	0	0
Juvenile, Noncriminal	0	0	0	0
Commitment	0	0	0	0
Miscellaneous, Noncriminal	0	0	0	0
Suicide and Attempt	0	0	0	0
Mentally Ill	0	0	0	0
Accident, Traffic - Vehicle/Boat	0	0	0	0
Accident, Miscellaneous	0	0	0	0
Person Dead	0	0	0	0
<b>SUBTOTAL</b>	<b>0</b>	<b>0</b>	<b>0</b>	<b>0</b>
<b>CALENDAR YEAR 2019</b>	<b>34</b>	<b>60</b>	<b>2</b>	<b>96</b>
<b>CALENDAR YEAR 2018</b>	<b>48</b>	<b>52</b>	<b>1</b>	<b>101</b>
<b>% CHANGE 2018 TO 2019</b>	<b>-29</b>	<b>15</b>	<b>100</b>	<b>-5</b>

**LOS ANGELES COUNTY SHERIFF'S DEPARTMENT  
2019 SAN DIMAS SHERIFF'S STATION  
MALE ADULT ARRESTS BY AGE**

	18	19	20	21	22	23	24
<b>PART I CRIMES</b>							
Criminal Homicide	0	0	0	0	0	0	0
Rape	0	0	0	0	0	0	0
Robbery	0	4	2	0	1	1	0
Aggravated Assault	2	1	1	1	1	2	5
Burglary	1	0	0	1	0	0	0
Larceny Theft	0	0	1	3	2	0	0
Grand Theft Auto	0	1	0	1	1	1	0
Arson	0	0	0	0	0	0	0
<b>SUBTOTAL</b>	<b>3</b>	<b>6</b>	<b>4</b>	<b>6</b>	<b>5</b>	<b>4</b>	<b>5</b>
<b>PART II CRIMES</b>							
Forgery	0	0	0	0	0	0	0
Fraud and NSF Checks	0	0	0	0	0	1	1
Sex Offense, Felony	0	0	1	0	0	0	0
Sex Offense, Misdemeanor	1	0	0	0	0	0	0
Non-aggravated Assault	2	1	0	2	0	2	0
Weapon	1	1	3	1	1	3	1
Offense Against Family	0	0	0	7	1	1	0
Narcotic	6	8	13	11	7	8	11
Liquor/Tobacco	0	0	1	0	0	0	0
Drunk - Alcohol/Drug	0	1	2	0	1	1	2
Disorderly Conduct	0	0	0	1	0	0	0
Vagrancy/Quality of Life	0	0	0	0	0	0	0
Gambling	0	0	0	0	0	0	0
Drunk Driving - Vehicle/Boat	0	2	0	1	4	6	3
Vehicle/Boating	4	4	5	3	6	6	8
Vandalism	2	1	2	2	1	2	0
Warrant	2	10	9	13	15	11	14
Receiving Stolen Property	0	0	0	1	1	1	0
Federal Offense Without Money	0	0	0	0	0	0	0
Federal Offense With Money	0	0	0	0	0	0	0
Felony, Miscellaneous	0	2	0	0	2	0	1
Misdemeanor, Miscellaneous	2	1	4	4	1	2	2
<b>SUBTOTAL</b>	<b>20</b>	<b>31</b>	<b>40</b>	<b>46</b>	<b>40</b>	<b>44</b>	<b>43</b>
<b>NONCRIMINAL INCIDENTS</b>							
Person Missing or Found	0	0	0	0	0	0	0
Juvenile, Noncriminal	0	0	0	0	0	0	0
Commitment	0	0	0	0	0	0	0
Miscellaneous, Noncriminal	0	0	0	1	0	0	0
Suicide and Attempt	0	0	0	0	0	0	0
Mentally Ill	0	0	0	0	0	0	0
Accident, Traffic - Vehicle/Boat	0	0	0	0	0	0	0
Accident, Miscellaneous	0	0	0	0	0	0	0
Person Dead	0	0	0	0	0	0	0
<b>SUBTOTAL</b>	<b>0</b>	<b>0</b>	<b>0</b>	<b>1</b>	<b>0</b>	<b>0</b>	<b>0</b>
<b>GRAND TOTAL</b>	<b>23</b>	<b>37</b>	<b>44</b>	<b>53</b>	<b>45</b>	<b>48</b>	<b>48</b>

**LOS ANGELES COUNTY SHERIFF'S DEPARTMENT  
2019 SAN DIMAS SHERIFF'S STATION  
MALE ADULT ARRESTS BY AGE**

	25-29	30-34	35-39	40-44	45-49	50+	Total
<b>PART I CRIMES</b>							
Criminal Homicide	0	0	0	0	0	0	0
Rape	2	0	0	0	0	0	2
Robbery	3	0	2	0	0	0	13
Aggravated Assault	20	13	11	5	7	12	81
Burglary	5	5	3	1	0	1	17
Larceny Theft	12	6	8	6	1	7	46
Grand Theft Auto	4	3	3	1	1	0	16
Arson	1	0	0	0	0	0	1
<b>SUBTOTAL</b>	<b>47</b>	<b>27</b>	<b>27</b>	<b>13</b>	<b>9</b>	<b>20</b>	<b>176</b>
<b>PART II CRIMES</b>							
Forgery	0	2	1	0	1	2	6
Fraud and NSF Checks	2	5	1	0	2	0	12
Sex Offense, Felony	2	3	1	0	0	4	11
Sex Offense, Misdemeanor	1	0	0	0	0	1	3
Non-aggravated Assault	5	3	6	4	2	6	33
Weapon	6	5	7	4	1	3	37
Offense Against Family	5	6	2	1	1	5	29
Narcotic	125	85	55	34	31	65	459
Liquor/Tobacco	2	0	0	0	0	1	4
Drunk - Alcohol/Drug	5	3	3	3	2	12	35
Disorderly Conduct	0	3	0	1	0	1	6
Vagrancy/Quality of Life	0	1	1	0	0	0	2
Gambling	0	0	0	0	0	0	0
Drunk Driving - Vehicle/Boat	11	8	5	6	4	7	57
Vehicle/Boating	43	25	19	18	11	18	170
Vandalism	4	3	4	0	0	1	22
Warrant	141	98	93	55	42	106	609
Receiving Stolen Property	5	1	3	0	0	0	12
Federal Offense Without Money	0	0	0	0	0	0	0
Federal Offense With Money	0	0	0	0	0	0	0
Felony, Miscellaneous	9	15	8	4	3	8	52
Misdemeanor, Miscellaneous	29	15	21	14	13	16	124
<b>SUBTOTAL</b>	<b>395</b>	<b>281</b>	<b>230</b>	<b>144</b>	<b>113</b>	<b>256</b>	<b>1,683</b>
<b>NONCRIMINAL INCIDENTS</b>							
Person Missing or Found	0	0	0	0	0	0	0
Juvenile, Noncriminal	0	0	0	0	0	0	0
Commitment	0	0	0	0	0	0	0
Miscellaneous, Noncriminal	0	0	1	0	1	1	4
Suicide and Attempt	0	0	0	0	0	0	0
Mentally Ill	0	0	0	0	0	0	0
Accident, Traffic - Vehicle/Boat	0	0	0	0	0	0	0
Accident, Miscellaneous	0	0	0	0	0	0	0
Person Dead	0	0	0	0	0	0	0
<b>SUBTOTAL</b>	<b>0</b>	<b>0</b>	<b>1</b>	<b>0</b>	<b>1</b>	<b>1</b>	<b>4</b>
<b>GRAND TOTAL</b>	<b>442</b>	<b>308</b>	<b>258</b>	<b>157</b>	<b>123</b>	<b>277</b>	<b>1,863</b>

**LOS ANGELES COUNTY SHERIFF'S DEPARTMENT  
2019 SAN DIMAS SHERIFF'S STATION  
MALE JUVENILE ARRESTS BY AGE**

	0-10	11-12	13-14	15	16	17	Total
<b>PART I CRIMES</b>							
Criminal Homicide	0	0	0	0	0	0	0
Rape	0	0	0	1	0	0	1
Robbery	0	0	1	1	1	1	4
Aggravated Assault	0	1	0	2	1	0	4
Burglary	0	1	2	1	1	1	6
Larceny Theft	0	1	2	0	0	3	6
Grand Theft Auto	0	0	0	0	0	1	1
Arson	0	0	1	0	0	0	1
<b>SUBTOTAL</b>	<b>0</b>	<b>3</b>	<b>6</b>	<b>5</b>	<b>3</b>	<b>6</b>	<b>23</b>
<b>PART II CRIMES</b>							
Forgery	0	0	0	0	0	0	0
Fraud and NSF Checks	0	0	0	0	0	0	0
Sex Offense, Felony	0	0	0	0	0	0	0
Sex Offense, Misdemeanor	0	0	0	0	1	0	1
Non-aggravated Assault	1	1	2	2	4	6	16
Weapon	0	0	0	0	0	3	3
Offense Against Family	0	0	0	0	0	0	0
Narcotic	0	0	3	2	0	4	9
Liquor/Tobacco	0	0	0	0	0	0	0
Drunk - Alcohol/Drug	0	0	0	0	0	0	0
Disorderly Conduct	0	0	0	0	0	0	0
Vagrancy/Quality of Life	0	0	0	0	0	0	0
Gambling	0	0	0	0	0	0	0
Drunk Driving - Vehicle/Boat	0	0	0	0	0	0	0
Vehicle/Boating	0	0	0	1	0	3	4
Vandalism	0	1	4	1	3	0	9
Warrant	0	0	1	0	0	1	2
Receiving Stolen Property	0	0	0	0	0	0	0
Federal Offense Without Money	0	0	0	0	0	0	0
Federal Offense With Money	0	0	0	0	0	0	0
Felony, Miscellaneous	0	0	7	3	1	2	13
Misdemeanor, Miscellaneous	0	0	0	2	1	2	5
<b>SUBTOTAL</b>	<b>1</b>	<b>2</b>	<b>17</b>	<b>11</b>	<b>10</b>	<b>21</b>	<b>62</b>
<b>NONCRIMINAL INCIDENTS</b>							
Person Missing or Found	0	0	0	0	0	0	0
Juvenile, Noncriminal	0	0	0	0	0	0	0
Commitment	0	0	0	0	0	0	0
Miscellaneous, Noncriminal	0	0	0	0	0	0	0
Suicide and Attempt	0	0	0	0	0	0	0
Mentally Ill	0	0	0	0	0	0	0
Accident, Traffic - Vehicle/Boat	0	0	0	0	0	0	0
Accident, Miscellaneous	0	0	0	0	0	0	0
Person Dead	0	0	0	0	0	0	0
<b>SUBTOTAL</b>	<b>0</b>	<b>0</b>	<b>0</b>	<b>0</b>	<b>0</b>	<b>0</b>	<b>0</b>
<b>GRAND TOTAL</b>	<b>1</b>	<b>5</b>	<b>23</b>	<b>16</b>	<b>13</b>	<b>27</b>	<b>85</b>

**LOS ANGELES COUNTY SHERIFF'S DEPARTMENT  
2019 SAN DIMAS SHERIFF'S STATION  
FEMALE ADULT ARRESTS BY AGE**

	18	19	20	21	22	23	24
<b>PART I CRIMES</b>							
Criminal Homicide	0	0	0	0	0	0	0
Rape	0	0	0	0	0	0	0
Robbery	0	0	1	1	1	0	0
Aggravated Assault	2	0	1	0	3	2	0
Burglary	0	0	0	1	0	0	0
Larceny Theft	1	2	3	3	3	2	2
Grand Theft Auto	1	1	0	0	1	0	0
Arson	0	0	0	0	0	0	0
<b>SUBTOTAL</b>	<b>4</b>	<b>3</b>	<b>5</b>	<b>5</b>	<b>8</b>	<b>4</b>	<b>2</b>
<b>PART II CRIMES</b>							
Forgery	0	0	0	0	0	0	0
Fraud and NSF Checks	0	0	0	0	0	0	0
Sex Offense, Felony	0	0	0	0	0	0	0
Sex Offense, Misdemeanor	1	0	1	0	0	0	0
Non-aggravated Assault	0	0	1	2	0	0	0
Weapon	0	0	0	0	0	0	0
Offense Against Family	0	0	0	0	0	0	0
Narcotic	1	0	2	1	5	6	0
Liquor/Tobacco	0	0	0	0	0	0	0
Drunk - Alcohol/Drug	0	0	0	0	0	0	0
Disorderly Conduct	0	0	0	0	1	0	0
Vagrancy/Quality of Life	0	0	0	1	0	0	0
Gambling	0	0	0	0	0	0	0
Drunk Driving - Vehicle/Boat	0	0	2	1	1	0	0
Vehicle/Boating	1	0	3	4	3	3	4
Vandalism	0	0	1	0	0	1	0
Warrant	0	0	0	7	3	6	2
Receiving Stolen Property	0	0	0	0	0	0	0
Federal Offense Without Money	1	0	0	0	0	0	0
Federal Offense With Money	0	0	0	0	0	0	0
Felony, Miscellaneous	0	0	0	0	0	0	0
Misdemeanor, Miscellaneous	1	0	1	6	3	3	2
<b>SUBTOTAL</b>	<b>5</b>	<b>0</b>	<b>11</b>	<b>22</b>	<b>16</b>	<b>19</b>	<b>8</b>
<b>NONCRIMINAL INCIDENTS</b>							
Person Missing or Found	0	0	0	0	0	0	0
Juvenile, Noncriminal	0	0	0	0	0	0	0
Commitment	0	0	0	0	0	0	0
Miscellaneous, Noncriminal	0	0	0	0	0	0	0
Suicide and Attempt	0	0	0	0	0	0	0
Mentally Ill	0	0	0	0	0	0	0
Accident, Traffic - Vehicle/Boat	0	0	0	0	0	0	0
Accident, Miscellaneous	0	0	0	0	0	0	0
Person Dead	0	0	0	0	0	0	0
<b>SUBTOTAL</b>	<b>0</b>	<b>0</b>	<b>0</b>	<b>0</b>	<b>0</b>	<b>0</b>	<b>0</b>
<b>GRAND TOTAL</b>	<b>9</b>	<b>3</b>	<b>16</b>	<b>27</b>	<b>24</b>	<b>23</b>	<b>10</b>



**LOS ANGELES COUNTY SHERIFF'S DEPARTMENT  
2019 SAN DIMAS SHERIFF'S STATION  
FEMALE ADULT ARRESTS BY AGE**

	25-29	30-34	35-39	40-44	45-49	50+	Total
<b>PART I CRIMES</b>							
Criminal Homicide	0	0	0	0	0	0	0
Rape	0	0	0	0	0	0	0
Robbery	1	2	0	1	0	0	7
Aggravated Assault	4	4	2	1	1	0	20
Burglary	2	3	1	0	0	0	7
Larceny Theft	5	6	7	4	2	5	45
Grand Theft Auto	4	2	1	0	1	0	11
Arson	0	0	0	0	0	0	0
<b>SUBTOTAL</b>	<b>16</b>	<b>17</b>	<b>11</b>	<b>6</b>	<b>4</b>	<b>5</b>	<b>90</b>
<b>PART II CRIMES</b>							
Forgery	0	1	1	1	0	0	3
Fraud and NSF Checks	0	5	0	0	1	0	6
Sex Offense, Felony	0	0	0	0	0	0	0
Sex Offense, Misdemeanor	0	0	0	0	0	0	2
Non-aggravated Assault	6	1	4	0	2	3	19
Weapon	0	0	0	0	0	0	0
Offense Against Family	0	2	0	1	0	0	3
Narcotic	29	20	17	18	3	12	114
Liquor/Tobacco	0	0	0	0	0	0	0
Drunk - Alcohol/Drug	2	1	1	0	1	0	5
Disorderly Conduct	0	0	0	0	0	0	1
Vagrancy/Quality of Life	0	0	1	0	0	0	2
Gambling	0	0	0	0	0	0	0
Drunk Driving - Vehicle/Boat	7	1	2	2	0	0	16
Vehicle/Boating	9	13	8	10	7	11	76
Vandalism	1	0	0	0	0	0	3
Warrant	40	35	33	29	10	16	181
Receiving Stolen Property	2	1	2	0	0	0	5
Federal Offense Without Money	0	1	0	0	0	0	2
Federal Offense With Money	0	0	0	0	0	0	0
Felony, Miscellaneous	0	1	2	0	2	0	5
Misdemeanor, Miscellaneous	14	3	6	3	2	3	47
<b>SUBTOTAL</b>	<b>110</b>	<b>85</b>	<b>77</b>	<b>64</b>	<b>28</b>	<b>45</b>	<b>490</b>
<b>NONCRIMINAL INCIDENTS</b>							
Person Missing or Found	0	0	0	0	0	0	0
Juvenile, Noncriminal	0	0	0	0	0	0	0
Commitment	0	0	0	0	0	0	0
Miscellaneous, Noncriminal	1	0	1	0	0	2	4
Suicide and Attempt	0	0	0	0	0	0	0
Mentally Ill	0	0	0	0	0	0	0
Accident, Traffic - Vehicle/Boat	0	0	0	0	0	0	0
Accident, Miscellaneous	0	0	0	0	0	0	0
Person Dead	0	0	0	0	0	0	0
<b>SUBTOTAL</b>	<b>1</b>	<b>0</b>	<b>1</b>	<b>0</b>	<b>0</b>	<b>2</b>	<b>4</b>
<b>GRAND TOTAL</b>	<b>127</b>	<b>102</b>	<b>89</b>	<b>70</b>	<b>32</b>	<b>52</b>	<b>584</b>

**LOS ANGELES COUNTY SHERIFF'S DEPARTMENT  
2019 SAN DIMAS SHERIFF'S STATION  
FEMALE JUVENILE ARRESTS BY AGE**

	0-10	11-12	13-14	15	16	17	Total
<b>PART I CRIMES</b>							
Criminal Homicide	0	0	0	0	0	0	0
Rape	0	0	0	0	0	0	0
Robbery	0	0	0	0	0	0	0
Aggravated Assault	0	0	0	0	1	1	2
Burglary	0	0	0	0	0	0	0
Larceny Theft	0	1	1	0	0	2	4
Grand Theft Auto	0	0	0	0	0	0	0
Arson	0	0	0	0	0	0	0
<b>SUBTOTAL</b>	<b>0</b>	<b>1</b>	<b>1</b>	<b>0</b>	<b>1</b>	<b>3</b>	<b>6</b>
<b>PART II CRIMES</b>							
Forgery	0	0	0	0	0	0	0
Fraud and NSF Checks	0	0	0	0	0	0	0
Sex Offense, Felony	0	0	0	0	0	0	0
Sex Offense, Misdemeanor	0	0	0	0	0	0	0
Non-aggravated Assault	0	0	0	0	0	0	0
Weapon	0	0	0	0	1	0	1
Offense Against Family	0	0	0	0	0	0	0
Narcotic	0	0	0	0	2	0	2
Liquor/Tobacco	0	0	0	0	0	0	0
Drunk - Alcohol/Drug	0	0	0	0	0	1	1
Disorderly Conduct	0	0	0	0	0	0	0
Vagrancy/Quality of Life	0	0	0	0	0	0	0
Gambling	0	0	0	0	0	0	0
Drunk Driving - Vehicle/Boat	0	0	0	0	0	0	0
Vehicle/Boating	0	0	0	0	0	0	0
Vandalism	0	0	0	0	0	0	0
Warrant	0	0	0	0	0	0	0
Receiving Stolen Property	0	0	0	0	0	0	0
Federal Offense Without Money	0	0	0	0	0	0	0
Federal Offense With Money	0	0	0	0	0	0	0
Felony, Miscellaneous	0	0	0	0	0	0	0
Misdemeanor, Miscellaneous	0	0	0	0	1	0	1
<b>SUBTOTAL</b>	<b>0</b>	<b>0</b>	<b>0</b>	<b>0</b>	<b>4</b>	<b>1</b>	<b>5</b>
<b>NONCRIMINAL INCIDENTS</b>							
Person Missing or Found	0	0	0	0	0	0	0
Juvenile, Noncriminal	0	0	0	0	0	0	0
Commitment	0	0	0	0	0	0	0
Miscellaneous, Noncriminal	0	0	0	0	0	0	0
Suicide and Attempt	0	0	0	0	0	0	0
Mentally Ill	0	0	0	0	0	0	0
Accident, Traffic - Vehicle/Boat	0	0	0	0	0	0	0
Accident, Miscellaneous	0	0	0	0	0	0	0
Person Dead	0	0	0	0	0	0	0
<b>SUBTOTAL</b>	<b>0</b>	<b>0</b>	<b>0</b>	<b>0</b>	<b>0</b>	<b>0</b>	<b>0</b>
<b>GRAND TOTAL</b>	<b>0</b>	<b>1</b>	<b>1</b>	<b>0</b>	<b>5</b>	<b>4</b>	<b>11</b>

LOS ANGELES COUNTY SHERIFF'S DEPARTMENT  
**2019 SAN DIMAS SHERIFF'S STATION - UNINCORPORATED AREA**  
**INCIDENT AND ARREST SUMMARY**

	Reported Incidents	Adults Arrested	Juveniles Arrested	Total Arrested
<b>PART I CRIMES</b>				
Criminal Homicide	2	0	0	0
Rape	21	0	1	1
Robbery	32	4	3	7
Aggravated Assault	105	70	4	74
Burglary	74	10	3	13
Larceny Theft	371	5	1	6
Grand Theft Auto	118	10	1	11
Arson	2	1	0	1
<b>SUBTOTAL</b>	<b>725</b>	<b>100</b>	<b>13</b>	<b>113</b>
<b>PART II CRIMES</b>				
Forgery	17	2	0	2
Fraud and NSF Checks	74	3	0	3
Sex Offense, Felony	11	8	0	8
Sex Offense, Misdemeanor	13	2	0	2
Non-aggravated Assault	115	25	9	34
Weapon	40	25	1	26
Offense Against Family	31	22	0	22
Narcotic	192	395	2	397
Liquor/Tobacco	7	2	0	2
Drunk - Alcohol/Drug	23	27	0	27
Disorderly Conduct	9	4	0	4
Vagrancy/Quality of Life	1	2	0	2
Gambling	0	0	0	0
Drunk Driving - Vehicle/Boat	9	14	0	14
Vehicle/Boating	92	105	3	108
Vandalism	119	13	1	14
Warrant	0	502	1	503
Receiving Stolen Property	3	11	0	11
Federal Offense Without Money	0	1	0	1
Federal Offense With Money	1	0	0	0
Felony, Miscellaneous	13	8	4	12
Misdemeanor, Miscellaneous	249	122	0	122
<b>SUBTOTAL</b>	<b>1,019</b>	<b>1,293</b>	<b>21</b>	<b>1,314</b>
<b>NONCRIMINAL INCIDENTS</b>				
Person Missing or Found	181	0	0	0
Juvenile, Noncriminal	129	0	0	0
Commitment	0	0	0	0
Miscellaneous, Noncriminal	1,093	1	0	1
Suicide and Attempt	13	0	0	0
Mentally Ill	91	0	0	0
Accident, Traffic - Vehicle/Boat	2	0	0	0
Accident, Miscellaneous	1	0	0	0
Person Dead	21	0	0	0
<b>SUBTOTAL</b>	<b>1,531</b>	<b>1</b>	<b>0</b>	<b>1</b>
<b>CALENDAR YEAR 2019</b>	<b>3,275</b>	<b>1,394</b>	<b>34</b>	<b>1,428</b>
<b>CALENDAR YEAR 2018</b>	<b>3,392</b>	<b>1,664</b>	<b>48</b>	<b>1,712</b>
<b>% CHANGE 2018 TO 2019</b>	<b>-3</b>	<b>-16</b>	<b>-29</b>	<b>-17</b>

**LOS ANGELES COUNTY SHERIFF'S DEPARTMENT**  
**2019 SAN DIMAS SHERIFF'S STATION - CITY OF SAN DIMAS**  
**INCIDENT AND ARREST SUMMARY**

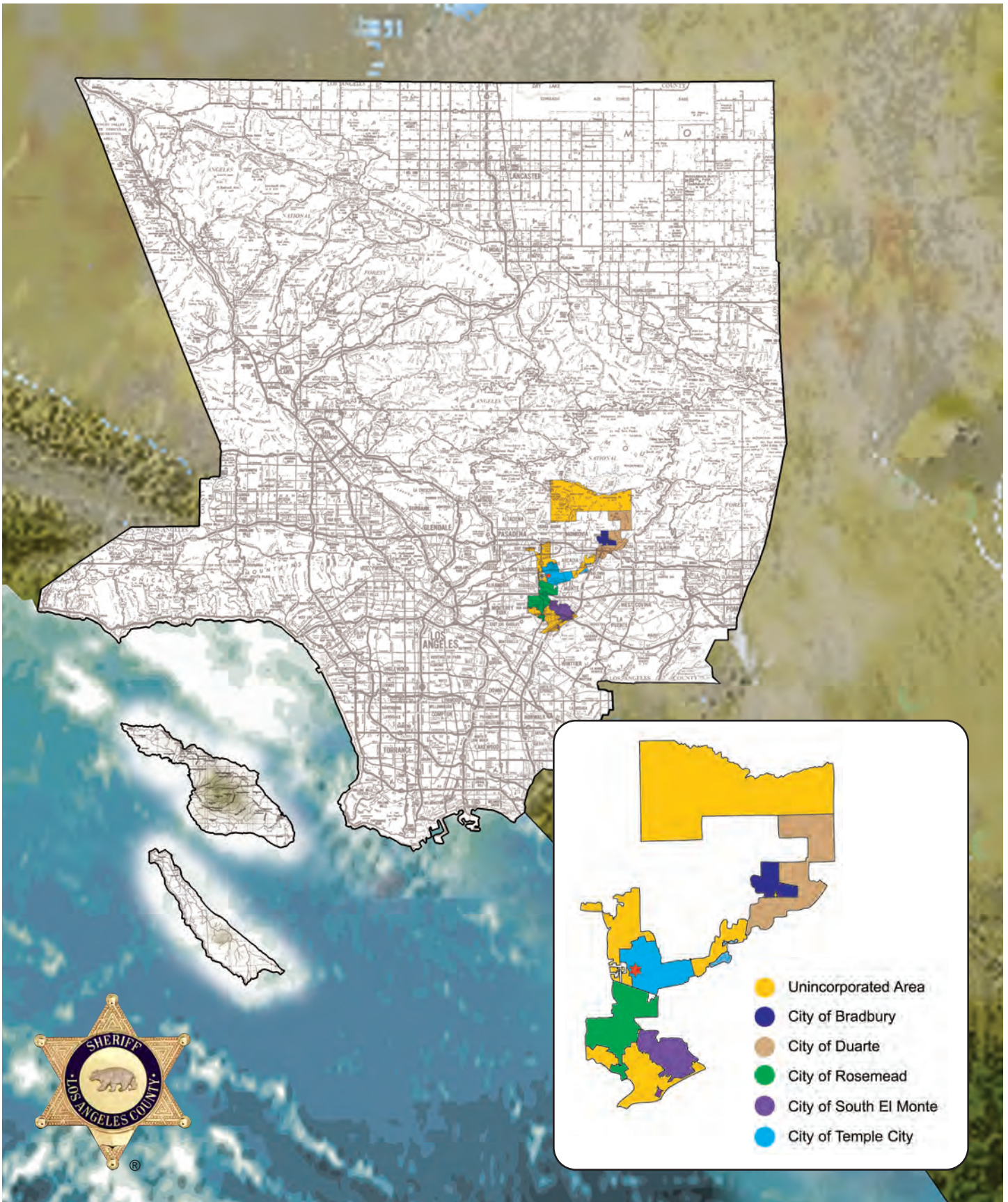
	Reported Incidents	Adults Arrested	Juveniles Arrested	Total Arrested
<b>PART I CRIMES</b>				
Criminal Homicide	0	0	0	0
Rape	15	0	0	0
Robbery	15	9	1	10
Aggravated Assault	50	27	2	29
Burglary	113	13	3	16
Larceny Theft	660	86	9	95
Grand Theft Auto	61	12	0	12
Arson	1	0	1	1
<b>SUBTOTAL</b>	<b>915</b>	<b>147</b>	<b>16</b>	<b>163</b>
<b>PART II CRIMES</b>				
Forgery	50	7	0	7
Fraud and NSF Checks	106	13	0	13
Sex Offense, Felony	3	1	0	1
Sex Offense, Misdemeanor	14	3	1	4
Non-aggravated Assault	87	25	7	32
Weapon	17	8	2	10
Offense Against Family	14	9	0	9
Narcotic	106	128	9	137
Liquor/Tobacco	1	2	0	2
Drunk - Alcohol/Drug	15	13	1	14
Disorderly Conduct	4	3	0	3
Vagrancy/Quality of Life	1	2	0	2
Gambling	0	0	0	0
Drunk Driving - Vehicle/Boat	28	31	0	31
Vehicle/Boating	183	132	1	133
Vandalism	151	10	8	18
Warrant	0	225	0	225
Receiving Stolen Property	1	6	0	6
Federal Offense Without Money	0	1	0	1
Federal Offense With Money	2	0	0	0
Felony, Miscellaneous	21	6	9	15
Misdemeanor, Miscellaneous	75	41	6	47
<b>SUBTOTAL</b>	<b>879</b>	<b>666</b>	<b>44</b>	<b>710</b>
<b>NONCRIMINAL INCIDENTS</b>				
Person Missing or Found	242	0	0	0
Juvenile, Noncriminal	103	0	0	0
Commitment	1	0	0	0
Miscellaneous, Noncriminal	902	6	0	6
Suicide and Attempt	5	0	0	0
Mentally Ill	85	0	0	0
Accident, Traffic - Vehicle/Boat	236	0	0	0
Accident, Miscellaneous	2	0	0	0
Person Dead	20	0	0	0
<b>SUBTOTAL</b>	<b>1,596</b>	<b>6</b>	<b>0</b>	<b>6</b>
<b>CALENDAR YEAR 2019</b>	<b>3,390</b>	<b>819</b>	<b>60</b>	<b>879</b>
<b>CALENDAR YEAR 2018</b>	<b>3,232</b>	<b>862</b>	<b>52</b>	<b>914</b>
<b>% CHANGE 2018 TO 2019</b>	<b>5</b>	<b>-5</b>	<b>15</b>	<b>-4</b>

**LOS ANGELES COUNTY SHERIFF'S DEPARTMENT**  
**2019 SAN DIMAS SHERIFF'S STATION - OTHER**  
**INCIDENT AND ARREST SUMMARY**

	Reported Incidents	Adults Arrested	Juveniles Arrested	Total Arrested
<b>PART I CRIMES</b>				
Criminal Homicide	0	0	0	0
Rape	0	2	0	2
Robbery	0	7	0	7
Aggravated Assault	0	4	0	4
Burglary	0	1	0	1
Larceny Theft	0	0	0	0
Grand Theft Auto	0	5	0	5
Arson	0	0	0	0
<b>SUBTOTAL</b>	<b>0</b>	<b>19</b>	<b>0</b>	<b>19</b>
<b>PART II CRIMES</b>				
Forgery	0	0	0	0
Fraud and NSF Checks	0	2	0	2
Sex Offense, Felony	0	2	0	2
Sex Offense, Misdemeanor	0	0	0	0
Non-aggravated Assault	0	2	0	2
Weapon	0	4	1	5
Offense Against Family	0	1	0	1
Narcotic	0	50	0	50
Liquor/Tobacco	0	0	0	0
Drunk - Alcohol/Drug	0	0	0	0
Disorderly Conduct	0	0	0	0
Vagrancy/Quality of Life	0	0	0	0
Gambling	0	0	0	0
Drunk Driving - Vehicle/Boat	0	28	0	28
Vehicle/Boating	0	9	0	9
Vandalism	0	2	0	2
Warrant	0	63	1	64
Receiving Stolen Property	0	0	0	0
Federal Offense Without Money	0	0	0	0
Federal Offense With Money	0	0	0	0
Felony, Miscellaneous	0	43	0	43
Misdemeanor, Miscellaneous	0	8	0	8
<b>SUBTOTAL</b>	<b>0</b>	<b>214</b>	<b>2</b>	<b>216</b>
<b>NONCRIMINAL INCIDENTS</b>				
Person Missing or Found	0	0	0	0
Juvenile, Noncriminal	0	0	0	0
Commitment	0	0	0	0
Miscellaneous, Noncriminal	0	1	0	1
Suicide and Attempt	0	0	0	0
Mentally Ill	0	0	0	0
Accident, Traffic - Vehicle/Boat	0	0	0	0
Accident, Miscellaneous	0	0	0	0
Person Dead	0	0	0	0
<b>SUBTOTAL</b>	<b>0</b>	<b>1</b>	<b>0</b>	<b>1</b>
<b>CALENDAR YEAR 2019</b>	<b>0</b>	<b>234</b>	<b>2</b>	<b>236</b>
<b>CALENDAR YEAR 2018</b>	<b>0</b>	<b>249</b>	<b>1</b>	<b>250</b>
<b>% CHANGE 2018 TO 2019</b>	<b>N/C</b>	<b>-6</b>	<b>100</b>	<b>-6</b>



LOS ANGELES COUNTY SHERIFF'S DEPARTMENT  
2019 EAST PATROL DIVISION  
TEMPLE SHERIFF'S STATION PATROL AREA MAP



**LOS ANGELES COUNTY SHERIFF'S DEPARTMENT  
2019 TEMPLE SHERIFF'S STATION  
SYNOPSIS**

	Calendar Year 2018	Calendar Year 2019	Percent Change (%)	Crime Rate Per 10,000 Population	
				2018	2019

<b>TOTAL REPORTED INCIDENTS</b>	<b>16,283</b>	<b>15,561</b>	<b>-4</b>		
---------------------------------	---------------	---------------	-----------	--	--

<b>PART I CRIMES</b>	<b>4,011</b>	<b>3,218</b>	<b>-20</b>	<b>205.26</b>	<b>164.14</b>
Criminal Homicide	3	4	33	0.15	0.20
Rape	40	43	8	2.05	2.19
Robbery	193	179	-7	9.88	9.13
Aggravated Assault	343	299	-13	17.55	15.25
Burglary	855	639	-25	43.75	32.59
Larceny Theft	1,891	1,576	-17	96.77	80.39
Grand Theft Auto	671	457	-32	34.34	23.31
Arson	15	21	40	0.77	1.07

<b>PART II CRIMES</b>	<b>4,958</b>	<b>5,709</b>	<b>15</b>	<b>253.72</b>	<b>291.20</b>
-----------------------	--------------	--------------	-----------	---------------	---------------

<b>NONCRIMINAL INCIDENTS</b>	<b>7,314</b>	<b>6,634</b>	<b>-9</b>		
------------------------------	--------------	--------------	-----------	--	--

<b>TOTAL ARRESTS</b>	<b>5,531</b>	<b>7,076</b>	<b>28</b>		
----------------------	--------------	--------------	-----------	--	--

Adult Arrests	5,430	6,957	28		
Juvenile Arrests	101	119	18		

**PART I CRIMES STOLEN AND  
RECOVERED PROPERTY  
AMOUNT**

Stolen Property	\$10,883,914	\$12,511,224	15		
Recovered Property	\$4,241,647	\$3,309,179	-22		
Percent Recovered (%)	39	26			

	Area in Square Miles 2019	Population 2019	Crime Rate Per 10,000 Population Part I Crimes		Percent Change (%)
			2018	2019	
<b>TOTAL AREA</b>	<b>47.03</b>	<b>196,052</b>	<b>205.26</b>	<b>164.14</b>	<b>-20</b>
Unincorporated	26.36	59,721	127.64	119.56	-6
City of Bradbury	1.95	946	157.65	116.26	-26
City of Duarte	6.69	21,950	212.57	165.38	-22
City of Rosemead	5.18	55,246	266.10	203.82	-23
City of South El Monte	2.85	21,504	358.19	282.27	-21
City of Temple City	4.00	36,685	148.02	108.22	-27



**LOS ANGELES COUNTY SHERIFF'S DEPARTMENT**  
**2019 TEMPLE SHERIFF'S STATION**  
**INCIDENT AND ARREST SUMMARY**

	Reported Incidents	Adults Arrested	Juveniles Arrested	Total Arrested
<b>PART I CRIMES</b>				
Criminal Homicide	4	2	0	2
Rape	43	4	0	4
Robbery	179	45	8	53
Aggravated Assault	299	220	6	226
Burglary	639	54	1	55
Larceny Theft	1,576	180	6	186
Grand Theft Auto	457	74	3	77
Arson	21	6	0	6
<b>SUBTOTAL</b>	<b>3,218</b>	<b>585</b>	<b>24</b>	<b>609</b>
<b>PART II CRIMES</b>				
Forgery	88	8	0	8
Fraud and NSF Checks	457	37	2	39
Sex Offense, Felony	55	26	2	28
Sex Offense, Misdemeanor	34	14	1	15
Non-aggravated Assault	462	191	21	212
Weapon	172	155	3	158
Offense Against Family	43	26	0	26
Narcotic	1,053	1,649	21	1,670
Liquor/Tobacco	116	11	1	12
Drunk - Alcohol/Drug	98	108	2	110
Disorderly Conduct	13	9	2	11
Vagrancy/Quality of Life	11	11	0	11
Gambling	0	6	0	6
Drunk Driving - Vehicle/Boat	51	91	0	91
Vehicle/Boating	1,540	1,084	10	1,094
Vandalism	475	49	7	56
Warrant	1	2,202	2	2,204
Receiving Stolen Property	8	23	0	23
Federal Offense Without Money	0	0	0	0
Federal Offense With Money	8	0	0	0
Felony, Miscellaneous	118	60	7	67
Misdemeanor, Miscellaneous	906	607	14	621
<b>SUBTOTAL</b>	<b>5,709</b>	<b>6,367</b>	<b>95</b>	<b>6,462</b>
<b>NONCRIMINAL INCIDENTS</b>				
Person Missing or Found	977	0	0	0
Juvenile, Noncriminal	365	0	0	0
Commitment	2	0	0	0
Miscellaneous, Noncriminal	3,776	5	0	5
Suicide and Attempt	25	0	0	0
Mentally Ill	498	0	0	0
Accident, Traffic - Vehicle/Boat	869	0	0	0
Accident, Miscellaneous	33	0	0	0
Person Dead	89	0	0	0
<b>SUBTOTAL</b>	<b>6,634</b>	<b>5</b>	<b>0</b>	<b>5</b>
<b>CALENDAR YEAR 2019</b>	<b>15,561</b>	<b>6,957</b>	<b>119</b>	<b>7,076</b>
<b>CALENDAR YEAR 2018</b>	<b>16,283</b>	<b>5,430</b>	<b>101</b>	<b>5,531</b>
<b>% CHANGE 2018 TO 2019</b>	<b>-4</b>	<b>28</b>	<b>18</b>	<b>28</b>

**LOS ANGELES COUNTY SHERIFF'S DEPARTMENT**  
**2019 TEMPLE SHERIFF'S STATION**  
**PART I ACTUAL OFFENSES\* CLEARED**

	Station Total	Unincorporated	City of Bradbury	City of Duarte	City of Rosemead	City of South El Monte	City of Temple City
<b>Criminal Homicide</b>	<b>4</b>	<b>1</b>	<b>0</b>	<b>0</b>	<b>1</b>	<b>1</b>	<b>1</b>
Number Cleared	2	1	0	0	0	0	1
Percent Cleared (%)	50	100	N/C	N/C	0	0	100
<b>Rape</b>	<b>42</b>	<b>11</b>	<b>0</b>	<b>2</b>	<b>11</b>	<b>11</b>	<b>7</b>
Number Cleared	21	4	0	0	6	2	9
Percent Cleared (%)	50	36	N/C	0	55	18	129
<b>Robbery</b>	<b>179</b>	<b>39</b>	<b>1</b>	<b>10</b>	<b>74</b>	<b>32</b>	<b>23</b>
Number Cleared	66	12	1	5	22	19	7
Percent Cleared (%)	37	31	100	50	30	59	30
<b>Aggravated Assault</b>	<b>299</b>	<b>76</b>	<b>0</b>	<b>43</b>	<b>89</b>	<b>58</b>	<b>33</b>
Number Cleared	241	63	1	29	59	59	30
Percent Cleared (%)	81	83	N/C	67	66	102	91
<b>Burglary</b>	<b>637</b>	<b>137</b>	<b>2</b>	<b>48</b>	<b>196</b>	<b>132</b>	<b>122</b>
Number Cleared	68	14	0	2	21	17	14
Percent Cleared (%)	11	10	0	4	11	13	11
<b>Larceny Theft</b>	<b>1,572</b>	<b>370</b>	<b>6</b>	<b>215</b>	<b>552</b>	<b>254</b>	<b>175</b>
Number Cleared	211	20	0	65	87	21	18
Percent Cleared (%)	13	5	0	30	16	8	10
<b>Grand Theft Auto</b>	<b>456</b>	<b>70</b>	<b>2</b>	<b>42</b>	<b>194</b>	<b>114</b>	<b>34</b>
Number Cleared	36	5	1	5	16	7	2
Percent Cleared (%)	8	7	50	12	8	6	6
<b>Arson</b>	<b>21</b>	<b>8</b>	<b>0</b>	<b>1</b>	<b>8</b>	<b>3</b>	<b>1</b>
Number Cleared	9	2	0	0	5	1	1
Percent Cleared (%)	43	25	N/C	0	62	33	100
<b>TOTAL PART I OFFENSES</b>	<b>3,210</b>	<b>712</b>	<b>11</b>	<b>361</b>	<b>1,125</b>	<b>605</b>	<b>396</b>
Number Cleared	<b>654</b>	<b>121</b>	<b>3</b>	<b>106</b>	<b>216</b>	<b>126</b>	<b>82</b>
Percent Cleared (%)	<b>20</b>	<b>17</b>	<b>27</b>	<b>29</b>	<b>19</b>	<b>21</b>	<b>21</b>

\* Actual offenses (unfounded not included)

**LOS ANGELES COUNTY SHERIFF'S DEPARTMENT**  
**2019 TEMPLE SHERIFF'S STATION**  
**COMPARISON OF INCIDENTS BY CITY/AREA**

	Unincorporated	City of Bradbury	City of Duarte	City of Rosemead	City of South El Monte	City of Temple City	Other	Total
<b>PART I CRIMES</b>								
Criminal Homicide	1	0	0	1	1	1	0	4
Rape	12	0	2	11	11	7	0	43
Robbery	39	1	10	74	32	23	0	179
Aggravated Assault	76	0	43	89	58	33	0	299
Burglary	138	2	48	196	132	123	0	639
Larceny Theft	370	6	217	552	256	175	0	1,576
Grand Theft Auto	70	2	42	195	114	34	0	457
Arson	8	0	1	8	3	1	0	21
<b>SUBTOTAL</b>	<b>714</b>	<b>11</b>	<b>363</b>	<b>1,126</b>	<b>607</b>	<b>397</b>	<b>0</b>	<b>3,218</b>
<b>PART II CRIMES</b>								
Forgery	11	1	7	33	20	16	0	88
Fraud and NSF Checks	104	2	71	141	48	91	0	457
Sex Offense, Felony	4	0	5	22	14	10	0	55
Sex Offense, Misdemeanor	11	0	5	7	8	3	0	34
Non-aggravated Assault	115	1	50	117	96	83	0	462
Weapon	43	0	30	62	32	5	0	172
Offense Against Family	12	0	10	8	6	7	0	43
Narcotic	209	4	157	329	252	102	0	1,053
Liquor/Tobacco	21	0	33	27	27	8	0	116
Drunk - Alcohol/Drug	19	0	6	17	26	30	0	98
Disorderly Conduct	5	1	2	1	2	2	0	13
Vagrancy/Quality of Life	3	0	0	2	2	4	0	11
Gambling	0	0	0	0	0	0	0	0
Drunk Driving - Vehicle/Boat	4	0	4	21	15	7	0	51
Vehicle/Boating	168	3	264	496	345	264	0	1,540
Vandalism	134	0	100	111	84	46	0	475
Warrant	0	0	1	0	0	0	0	1
Receiving Stolen Property	2	0	0	4	1	1	0	8
Federal Offense Without Money	0	0	0	0	0	0	0	0
Federal Offense With Money	2	1	2	1	2	0	0	8
Felony, Miscellaneous	28	0	14	39	22	15	0	118
Misdemeanor, Miscellaneous	208	1	103	277	198	119	0	906
<b>SUBTOTAL</b>	<b>1,103</b>	<b>14</b>	<b>864</b>	<b>1,715</b>	<b>1,200</b>	<b>813</b>	<b>0</b>	<b>5,709</b>
<b>NONCRIMINAL INCIDENTS</b>								
Person Missing or Found	231	0	22	654	39	31	0	977
Juvenile, Noncriminal	101	0	35	118	57	54	0	365
Commitment	1	0	0	1	0	0	0	2
Miscellaneous, Noncriminal	795	8	537	1,103	826	507	0	3,776
Suicide and Attempt	8	1	2	5	5	4	0	25
Mentally Ill	110	2	43	162	102	79	0	498
Accident, Traffic - Vehicle/Boat	2	1	99	368	167	232	0	869
Accident, Miscellaneous	0	0	5	16	5	7	0	33
Person Dead	25	1	8	21	16	18	0	89
<b>SUBTOTAL</b>	<b>1,273</b>	<b>13</b>	<b>751</b>	<b>2,448</b>	<b>1,217</b>	<b>932</b>	<b>0</b>	<b>6,634</b>
<b>CALENDAR YEAR 2019</b>	<b>3,090</b>	<b>38</b>	<b>1,978</b>	<b>5,289</b>	<b>3,024</b>	<b>2,142</b>	<b>0</b>	<b>15,561</b>
<b>CALENDAR YEAR 2018</b>	<b>3,177</b>	<b>50</b>	<b>2,086</b>	<b>5,784</b>	<b>3,026</b>	<b>2,160</b>	<b>0</b>	<b>16,283</b>
<b>% CHANGE 2018 TO 2019</b>	<b>-3</b>	<b>-24</b>	<b>-5</b>	<b>-9</b>	<b>0</b>	<b>-1</b>	<b>N/C</b>	<b>-4</b>

**LOS ANGELES COUNTY SHERIFF'S DEPARTMENT**  
**2019 TEMPLE SHERIFF'S STATION**  
**COMPARISON OF ARRESTS BY CITY/AREA**

	Unincorporated	City of Bradbury	City of Duarte	City of Rosemead	City of South El Monte	City of Temple City	Other	Total
<b>PART I CRIMES</b>								
Criminal Homicide	0	0	0	1	0	1	0	2
Rape	0	0	0	1	1	2	0	4
Robbery	7	0	5	22	10	7	2	53
Aggravated Assault	57	1	19	63	47	38	1	226
Burglary	8	0	1	25	14	6	1	55
Larceny Theft	19	0	42	84	28	11	2	186
Grand Theft Auto	9	0	4	42	15	5	2	77
Arson	3	0	0	2	0	1	0	6
<b>SUBTOTAL</b>	<b>103</b>	<b>1</b>	<b>71</b>	<b>240</b>	<b>115</b>	<b>71</b>	<b>8</b>	<b>609</b>
<b>PART II CRIMES</b>								
Forgery	1	0	1	2	3	0	1	8
Fraud and NSF Checks	6	0	7	16	6	3	1	39
Sex Offense, Felony	3	0	1	11	4	7	2	28
Sex Offense, Misdemeanor	7	0	1	1	4	2	0	15
Non-aggravated Assault	51	1	18	61	36	44	1	212
Weapon	36	1	27	53	26	6	9	158
Offense Against Family	2	0	3	9	8	4	0	26
Narcotic	323	4	229	526	406	132	50	1,670
Liquor/Tobacco	5	0	2	2	1	2	0	12
Drunk - Alcohol/Drug	22	0	7	18	28	35	0	110
Disorderly Conduct	6	0	0	3	1	0	1	11
Vagrancy/Quality of Life	1	0	0	3	6	1	0	11
Gambling	0	0	0	2	4	0	0	6
Drunk Driving - Vehicle/Boat	7	0	7	23	21	16	17	91
Vehicle/Boating	157	3	188	290	259	185	12	1,094
Vandalism	13	0	12	22	4	4	1	56
Warrant	389	4	323	706	554	197	31	2,204
Receiving Stolen Property	4	1	0	15	2	1	0	23
Federal Offense Without Money	0	0	0	0	0	0	0	0
Federal Offense With Money	0	0	0	0	0	0	0	0
Felony, Miscellaneous	13	0	9	23	11	3	8	67
Misdemeanor, Miscellaneous	133	1	76	209	95	106	1	621
<b>SUBTOTAL</b>	<b>1,179</b>	<b>15</b>	<b>911</b>	<b>1,995</b>	<b>1,479</b>	<b>748</b>	<b>135</b>	<b>6,462</b>
<b>NONCRIMINAL INCIDENTS</b>								
Person Missing or Found	0	0	0	0	0	0	0	0
Juvenile, Noncriminal	0	0	0	0	0	0	0	0
Commitment	0	0	0	0	0	0	0	0
Miscellaneous, Noncriminal	0	0	1	2	0	2	0	5
Suicide and Attempt	0	0	0	0	0	0	0	0
Mentally Ill	0	0	0	0	0	0	0	0
Accident, Traffic - Vehicle/Boat	0	0	0	0	0	0	0	0
Accident, Miscellaneous	0	0	0	0	0	0	0	0
Person Dead	0	0	0	0	0	0	0	0
<b>SUBTOTAL</b>	<b>0</b>	<b>0</b>	<b>1</b>	<b>2</b>	<b>0</b>	<b>2</b>	<b>0</b>	<b>5</b>
<b>CALENDAR YEAR 2019</b>	<b>1,282</b>	<b>16</b>	<b>983</b>	<b>2,237</b>	<b>1,594</b>	<b>821</b>	<b>143</b>	<b>7,076</b>
<b>CALENDAR YEAR 2018</b>	<b>1,119</b>	<b>18</b>	<b>829</b>	<b>1,300</b>	<b>1,418</b>	<b>547</b>	<b>300</b>	<b>5,531</b>
<b>% CHANGE 2018 TO 2019</b>	<b>15</b>	<b>-11</b>	<b>19</b>	<b>72</b>	<b>12</b>	<b>50</b>	<b>-52</b>	<b>28</b>

**LOS ANGELES COUNTY SHERIFF'S DEPARTMENT**  
**2019 TEMPLE SHERIFF'S STATION**  
**COMPARISON OF ADULT ARRESTS BY CITY/AREA**

	Unincorporated	City of Bradbury	City of Duarte	City of Rosemead	City of South El Monte	City of Temple City	Other	Total
<b>PART I CRIMES</b>								
Criminal Homicide	0	0	0	1	0	1	0	2
Rape	0	0	0	1	1	2	0	4
Robbery	6	0	5	17	8	7	2	45
Aggravated Assault	53	1	19	62	46	38	1	220
Burglary	8	0	1	25	13	6	1	54
Larceny Theft	19	0	42	83	23	11	2	180
Grand Theft Auto	7	0	4	42	14	5	2	74
Arson	3	0	0	2	0	1	0	6
<b>SUBTOTAL</b>	<b>96</b>	<b>1</b>	<b>71</b>	<b>233</b>	<b>105</b>	<b>71</b>	<b>8</b>	<b>585</b>
<b>PART II CRIMES</b>								
Forgery	1	0	1	2	3	0	1	8
Fraud and NSF Checks	6	0	6	16	5	3	1	37
Sex Offense, Felony	2	0	1	11	4	6	2	26
Sex Offense, Misdemeanor	7	0	1	0	4	2	0	14
Non-aggravated Assault	45	1	17	49	34	44	1	191
Weapon	36	1	27	52	26	4	9	155
Offense Against Family	2	0	3	9	8	4	0	26
Narcotic	323	4	228	526	386	132	50	1,649
Liquor/Tobacco	5	0	1	2	1	2	0	11
Drunk - Alcohol/Drug	22	0	7	18	26	35	0	108
Disorderly Conduct	6	0	0	1	1	0	1	9
Vagrancy/Quality of Life	1	0	0	3	6	1	0	11
Gambling	0	0	0	2	4	0	0	6
Drunk Driving - Vehicle/Boat	7	0	7	23	21	16	17	91
Vehicle/Boating	152	3	188	289	256	184	12	1,084
Vandalism	13	0	9	20	3	3	1	49
Warrant	389	4	323	704	554	197	31	2,202
Receiving Stolen Property	4	1	0	15	2	1	0	23
Federal Offense Without Money	0	0	0	0	0	0	0	0
Federal Offense With Money	0	0	0	0	0	0	0	0
Felony, Miscellaneous	12	0	9	20	10	2	7	60
Misdemeanor, Miscellaneous	133	1	74	203	90	105	1	607
<b>SUBTOTAL</b>	<b>1,166</b>	<b>15</b>	<b>902</b>	<b>1,965</b>	<b>1,444</b>	<b>741</b>	<b>134</b>	<b>6,367</b>
<b>NONCRIMINAL INCIDENTS</b>								
Person Missing or Found	0	0	0	0	0	0	0	0
Juvenile, Noncriminal	0	0	0	0	0	0	0	0
Commitment	0	0	0	0	0	0	0	0
Miscellaneous, Noncriminal	0	0	1	2	0	2	0	5
Suicide and Attempt	0	0	0	0	0	0	0	0
Mentally Ill	0	0	0	0	0	0	0	0
Accident, Traffic - Vehicle/Boat	0	0	0	0	0	0	0	0
Accident, Miscellaneous	0	0	0	0	0	0	0	0
Person Dead	0	0	0	0	0	0	0	0
<b>SUBTOTAL</b>	<b>0</b>	<b>0</b>	<b>1</b>	<b>2</b>	<b>0</b>	<b>2</b>	<b>0</b>	<b>5</b>
<b>CALENDAR YEAR 2019</b>	<b>1,262</b>	<b>16</b>	<b>974</b>	<b>2,200</b>	<b>1,549</b>	<b>814</b>	<b>142</b>	<b>6,957</b>
<b>CALENDAR YEAR 2018</b>	<b>1,110</b>	<b>17</b>	<b>817</b>	<b>1,265</b>	<b>1,391</b>	<b>535</b>	<b>295</b>	<b>5,430</b>
<b>% CHANGE 2018 TO 2019</b>	<b>14</b>	<b>-6</b>	<b>19</b>	<b>74</b>	<b>11</b>	<b>52</b>	<b>-52</b>	<b>28</b>

**LOS ANGELES COUNTY SHERIFF'S DEPARTMENT**  
**2019 TEMPLE SHERIFF'S STATION**  
**COMPARISON OF JUVENILE ARRESTS BY CITY/AREA**

	Unincorporated	City of Bradbury	City of Duarte	City of Rosemead	City of South El Monte	City of Temple City	Other	Total
<b>PART I CRIMES</b>								
Criminal Homicide	0	0	0	0	0	0	0	0
Rape	0	0	0	0	0	0	0	0
Robbery	1	0	0	5	2	0	0	8
Aggravated Assault	4	0	0	1	1	0	0	6
Burglary	0	0	0	0	1	0	0	1
Larceny Theft	0	0	0	1	5	0	0	6
Grand Theft Auto	2	0	0	0	1	0	0	3
Arson	0	0	0	0	0	0	0	0
<b>SUBTOTAL</b>	<b>7</b>	<b>0</b>	<b>0</b>	<b>7</b>	<b>10</b>	<b>0</b>	<b>0</b>	<b>24</b>
<b>PART II CRIMES</b>								
Forgery	0	0	0	0	0	0	0	0
Fraud and NSF Checks	0	0	1	0	1	0	0	2
Sex Offense, Felony	1	0	0	0	0	1	0	2
Sex Offense, Misdemeanor	0	0	0	1	0	0	0	1
Non-aggravated Assault	6	0	1	12	2	0	0	21
Weapon	0	0	0	1	0	2	0	3
Offense Against Family	0	0	0	0	0	0	0	0
Narcotic	0	0	1	0	20	0	0	21
Liquor/Tobacco	0	0	1	0	0	0	0	1
Drunk - Alcohol/Drug	0	0	0	0	2	0	0	2
Disorderly Conduct	0	0	0	2	0	0	0	2
Vagrancy/Quality of Life	0	0	0	0	0	0	0	0
Gambling	0	0	0	0	0	0	0	0
Drunk Driving - Vehicle/Boat	0	0	0	0	0	0	0	0
Vehicle/Boating	5	0	0	1	3	1	0	10
Vandalism	0	0	3	2	1	1	0	7
Warrant	0	0	0	2	0	0	0	2
Receiving Stolen Property	0	0	0	0	0	0	0	0
Federal Offense Without Money	0	0	0	0	0	0	0	0
Federal Offense With Money	0	0	0	0	0	0	0	0
Felony, Miscellaneous	1	0	0	3	1	1	1	7
Misdemeanor, Miscellaneous	0	0	2	6	5	1	0	14
<b>SUBTOTAL</b>	<b>13</b>	<b>0</b>	<b>9</b>	<b>30</b>	<b>35</b>	<b>7</b>	<b>1</b>	<b>95</b>
<b>NONCRIMINAL INCIDENTS</b>								
Person Missing or Found	0	0	0	0	0	0	0	0
Juvenile, Noncriminal	0	0	0	0	0	0	0	0
Commitment	0	0	0	0	0	0	0	0
Miscellaneous, Noncriminal	0	0	0	0	0	0	0	0
Suicide and Attempt	0	0	0	0	0	0	0	0
Mentally Ill	0	0	0	0	0	0	0	0
Accident, Traffic - Vehicle/Boat	0	0	0	0	0	0	0	0
Accident, Miscellaneous	0	0	0	0	0	0	0	0
Person Dead	0	0	0	0	0	0	0	0
<b>SUBTOTAL</b>	<b>0</b>	<b>0</b>	<b>0</b>	<b>0</b>	<b>0</b>	<b>0</b>	<b>0</b>	<b>0</b>
<b>CALENDAR YEAR 2019</b>	<b>20</b>	<b>0</b>	<b>9</b>	<b>37</b>	<b>45</b>	<b>7</b>	<b>1</b>	<b>119</b>
<b>CALENDAR YEAR 2018</b>	<b>9</b>	<b>1</b>	<b>12</b>	<b>35</b>	<b>27</b>	<b>12</b>	<b>5</b>	<b>101</b>
<b>% CHANGE 2018 TO 2019</b>	<b>122</b>	<b>-100</b>	<b>-25</b>	<b>6</b>	<b>67</b>	<b>-42</b>	<b>-80</b>	<b>18</b>

**LOS ANGELES COUNTY SHERIFF'S DEPARTMENT**  
**2019 TEMPLE SHERIFF'S STATION**  
**MALE ADULT ARRESTS BY AGE**

	18	19	20	21	22	23	24
<b>PART I CRIMES</b>							
Criminal Homicide	0	0	0	0	0	0	0
Rape	1	0	0	0	0	0	0
Robbery	2	3	3	1	2	2	2
Aggravated Assault	2	5	2	2	3	7	6
Burglary	4	3	1	2	1	0	2
Larceny Theft	1	1	3	1	3	3	6
Grand Theft Auto	1	1	1	0	2	4	3
Arson	0	0	1	0	0	0	1
<b>SUBTOTAL</b>	<b>11</b>	<b>13</b>	<b>11</b>	<b>6</b>	<b>11</b>	<b>16</b>	<b>20</b>
<b>PART II CRIMES</b>							
Forgery	0	0	0	0	0	2	0
Fraud and NSF Checks	0	0	1	1	0	1	2
Sex Offense, Felony	0	0	0	1	0	1	0
Sex Offense, Misdemeanor	0	0	0	0	1	0	0
Non-aggravated Assault	2	1	3	4	1	7	3
Weapon	1	3	3	0	6	1	3
Offense Against Family	0	0	0	1	1	0	0
Narcotic	3	16	7	8	33	34	17
Liquor/Tobacco	0	2	0	0	2	0	1
Drunk - Alcohol/Drug	0	0	1	2	5	3	1
Disorderly Conduct	0	0	1	0	0	1	0
Vagrancy/Quality of Life	0	0	0	0	0	0	0
Gambling	0	0	0	0	0	0	0
Drunk Driving - Vehicle/Boat	1	1	2	1	5	2	4
Vehicle/Boating	18	22	23	25	31	35	36
Vandalism	0	4	0	0	2	1	2
Warrant	2	14	12	26	39	38	34
Receiving Stolen Property	0	0	0	0	0	1	1
Federal Offense Without Money	0	0	0	0	0	0	0
Federal Offense With Money	0	0	0	0	0	0	0
Felony, Miscellaneous	2	1	3	0	5	0	1
Misdemeanor, Miscellaneous	0	9	7	9	13	5	5
<b>SUBTOTAL</b>	<b>29</b>	<b>73</b>	<b>63</b>	<b>78</b>	<b>144</b>	<b>132</b>	<b>110</b>
<b>NONCRIMINAL INCIDENTS</b>							
Person Missing or Found	0	0	0	0	0	0	0
Juvenile, Noncriminal	0	0	0	0	0	0	0
Commitment	0	0	0	0	0	0	0
Miscellaneous, Noncriminal	0	0	0	0	0	0	0
Suicide and Attempt	0	0	0	0	0	0	0
Mentally Ill	0	0	0	0	0	0	0
Accident, Traffic - Vehicle/Boat	0	0	0	0	0	0	0
Accident, Miscellaneous	0	0	0	0	0	0	0
Person Dead	0	0	0	0	0	0	0
<b>SUBTOTAL</b>	<b>0</b>	<b>0</b>	<b>0</b>	<b>0</b>	<b>0</b>	<b>0</b>	<b>0</b>
<b>GRAND TOTAL</b>	<b>40</b>	<b>86</b>	<b>74</b>	<b>84</b>	<b>155</b>	<b>148</b>	<b>130</b>



**LOS ANGELES COUNTY SHERIFF'S DEPARTMENT**  
**2019 TEMPLE SHERIFF'S STATION**  
**MALE ADULT ARRESTS BY AGE**

	25-29	30-34	35-39	40-44	45-49	50+	Total
<b>PART I CRIMES</b>							
Criminal Homicide	0	0	0	0	1	1	2
Rape	1	1	0	0	0	1	4
Robbery	4	6	5	3	0	3	36
Aggravated Assault	29	32	18	23	9	30	168
Burglary	7	8	4	7	2	3	44
Larceny Theft	19	19	13	13	5	12	99
Grand Theft Auto	11	2	16	7	5	3	56
Arson	0	1	0	0	0	1	4
<b>SUBTOTAL</b>	<b>71</b>	<b>69</b>	<b>56</b>	<b>53</b>	<b>22</b>	<b>54</b>	<b>413</b>
<b>PART II CRIMES</b>							
Forgery	0	1	1	1	1	0	6
Fraud and NSF Checks	4	4	4	5	1	2	25
Sex Offense, Felony	7	7	2	0	1	6	25
Sex Offense, Misdemeanor	2	2	1	0	2	1	9
Non-aggravated Assault	21	18	25	16	17	28	146
Weapon	33	24	18	16	11	17	136
Offense Against Family	3	2	5	5	3	1	21
Narcotic	238	225	168	154	142	228	1,273
Liquor/Tobacco	0	2	0	0	2	2	11
Drunk - Alcohol/Drug	10	10	9	8	27	22	98
Disorderly Conduct	0	0	0	2	0	0	4
Vagrancy/Quality of Life	0	2	0	0	0	4	6
Gambling	0	2	0	0	0	0	2
Drunk Driving - Vehicle/Boat	14	6	9	5	4	10	64
Vehicle/Boating	150	130	91	76	67	113	817
Vandalism	7	7	6	4	4	4	41
Warrant	245	240	207	155	219	411	1,642
Receiving Stolen Property	1	5	0	2	3	2	15
Federal Offense Without Money	0	0	0	0	0	0	0
Federal Offense With Money	0	0	0	0	0	0	0
Felony, Miscellaneous	11	5	4	3	7	3	45
Misdemeanor, Miscellaneous	57	74	61	43	47	160	490
<b>SUBTOTAL</b>	<b>803</b>	<b>766</b>	<b>611</b>	<b>495</b>	<b>558</b>	<b>1,014</b>	<b>4,876</b>
<b>NONCRIMINAL INCIDENTS</b>							
Person Missing or Found	0	0	0	0	0	0	0
Juvenile, Noncriminal	0	0	0	0	0	0	0
Commitment	0	0	0	0	0	0	0
Miscellaneous, Noncriminal	1	1	0	1	1	0	4
Suicide and Attempt	0	0	0	0	0	0	0
Mentally Ill	0	0	0	0	0	0	0
Accident, Traffic - Vehicle/Boat	0	0	0	0	0	0	0
Accident, Miscellaneous	0	0	0	0	0	0	0
Person Dead	0	0	0	0	0	0	0
<b>SUBTOTAL</b>	<b>1</b>	<b>1</b>	<b>0</b>	<b>1</b>	<b>1</b>	<b>0</b>	<b>4</b>
<b>GRAND TOTAL</b>	<b>875</b>	<b>836</b>	<b>667</b>	<b>549</b>	<b>581</b>	<b>1,068</b>	<b>5,293</b>

**LOS ANGELES COUNTY SHERIFF'S DEPARTMENT**  
**2019 TEMPLE SHERIFF'S STATION**  
**MALE JUVENILE ARRESTS BY AGE**

	0-10	11-12	13-14	15	16	17	Total
<b>PART I CRIMES</b>							
Criminal Homicide	0	0	0	0	0	0	0
Rape	0	0	0	0	0	0	0
Robbery	0	0	0	2	2	2	6
Aggravated Assault	0	0	0	0	1	0	1
Burglary	0	0	0	1	0	0	1
Larceny Theft	0	0	0	0	2	0	2
Grand Theft Auto	0	0	0	0	1	1	2
Arson	0	0	0	0	0	0	0
<b>SUBTOTAL</b>	<b>0</b>	<b>0</b>	<b>0</b>	<b>3</b>	<b>6</b>	<b>3</b>	<b>12</b>
<b>PART II CRIMES</b>							
Forgery	0	0	0	0	0	0	0
Fraud and NSF Checks	0	0	0	0	0	2	2
Sex Offense, Felony	0	0	1	1	0	0	2
Sex Offense, Misdemeanor	0	0	0	0	1	0	1
Non-aggravated Assault	0	1	2	0	1	2	6
Weapon	0	0	0	0	1	1	2
Offense Against Family	0	0	0	0	0	0	0
Narcotic	0	0	2	1	6	4	13
Liquor/Tobacco	0	0	0	0	0	1	1
Drunk - Alcohol/Drug	0	0	0	0	0	0	0
Disorderly Conduct	0	0	2	0	0	0	2
Vagrancy/Quality of Life	0	0	0	0	0	0	0
Gambling	0	0	0	0	0	0	0
Drunk Driving - Vehicle/Boat	0	0	0	0	0	0	0
Vehicle/Boating	0	0	0	0	3	5	8
Vandalism	0	1	1	1	2	1	6
Warrant	0	0	0	0	0	0	0
Receiving Stolen Property	0	0	0	0	0	0	0
Federal Offense Without Money	0	0	0	0	0	0	0
Federal Offense With Money	0	0	0	0	0	0	0
Felony, Miscellaneous	0	0	3	1	0	1	5
Misdemeanor, Miscellaneous	0	1	2	7	0	2	12
<b>SUBTOTAL</b>	<b>0</b>	<b>3</b>	<b>13</b>	<b>11</b>	<b>14</b>	<b>19</b>	<b>60</b>
<b>NONCRIMINAL INCIDENTS</b>							
Person Missing or Found	0	0	0	0	0	0	0
Juvenile, Noncriminal	0	0	0	0	0	0	0
Commitment	0	0	0	0	0	0	0
Miscellaneous, Noncriminal	0	0	0	0	0	0	0
Suicide and Attempt	0	0	0	0	0	0	0
Mentally Ill	0	0	0	0	0	0	0
Accident, Traffic - Vehicle/Boat	0	0	0	0	0	0	0
Accident, Miscellaneous	0	0	0	0	0	0	0
Person Dead	0	0	0	0	0	0	0
<b>SUBTOTAL</b>	<b>0</b>	<b>0</b>	<b>0</b>	<b>0</b>	<b>0</b>	<b>0</b>	<b>0</b>
<b>GRAND TOTAL</b>	<b>0</b>	<b>3</b>	<b>13</b>	<b>14</b>	<b>20</b>	<b>22</b>	<b>72</b>

**LOS ANGELES COUNTY SHERIFF'S DEPARTMENT**  
**2019 TEMPLE SHERIFF'S STATION**  
**FEMALE ADULT ARRESTS BY AGE**

	18	19	20	21	22	23	24
<b>PART I CRIMES</b>							
Criminal Homicide	0	0	0	0	0	0	0
Rape	0	0	0	0	0	0	0
Robbery	0	2	0	0	0	1	0
Aggravated Assault	1	1	1	3	1	3	1
Burglary	0	2	2	0	0	0	0
Larceny Theft	2	3	3	2	4	3	3
Grand Theft Auto	0	0	1	0	1	1	2
Arson	0	0	0	0	0	0	0
<b>SUBTOTAL</b>	<b>3</b>	<b>8</b>	<b>7</b>	<b>5</b>	<b>6</b>	<b>8</b>	<b>6</b>
<b>PART II CRIMES</b>							
Forgery	0	0	0	0	0	0	0
Fraud and NSF Checks	0	1	0	0	0	1	1
Sex Offense, Felony	0	0	0	0	0	0	0
Sex Offense, Misdemeanor	0	0	0	0	0	0	0
Non-aggravated Assault	1	1	1	5	0	2	1
Weapon	0	0	0	1	0	1	0
Offense Against Family	0	0	0	0	0	0	0
Narcotic	5	1	2	9	14	5	8
Liquor/Tobacco	0	0	0	0	0	0	0
Drunk - Alcohol/Drug	0	0	0	0	0	1	0
Disorderly Conduct	0	0	0	0	0	1	1
Vagrancy/Quality of Life	0	0	0	0	0	0	0
Gambling	0	0	0	0	0	0	1
Drunk Driving - Vehicle/Boat	0	0	1	2	1	0	2
Vehicle/Boating	4	8	2	3	5	15	13
Vandalism	0	0	0	0	0	0	0
Warrant	3	3	1	6	12	14	15
Receiving Stolen Property	0	0	0	1	0	0	0
Federal Offense Without Money	0	0	0	0	0	0	0
Federal Offense With Money	0	0	0	0	0	0	0
Felony, Miscellaneous	0	0	2	0	2	1	1
Misdemeanor, Miscellaneous	3	2	1	0	1	2	4
<b>SUBTOTAL</b>	<b>16</b>	<b>16</b>	<b>10</b>	<b>27</b>	<b>35</b>	<b>43</b>	<b>47</b>
<b>NONCRIMINAL INCIDENTS</b>							
Person Missing or Found	0	0	0	0	0	0	0
Juvenile, Noncriminal	0	0	0	0	0	0	0
Commitment	0	0	0	0	0	0	0
Miscellaneous, Noncriminal	0	0	0	0	0	0	0
Suicide and Attempt	0	0	0	0	0	0	0
Mentally Ill	0	0	0	0	0	0	0
Accident, Traffic - Vehicle/Boat	0	0	0	0	0	0	0
Accident, Miscellaneous	0	0	0	0	0	0	0
Person Dead	0	0	0	0	0	0	0
<b>SUBTOTAL</b>	<b>0</b>	<b>0</b>	<b>0</b>	<b>0</b>	<b>0</b>	<b>0</b>	<b>0</b>
<b>GRAND TOTAL</b>	<b>19</b>	<b>24</b>	<b>17</b>	<b>32</b>	<b>41</b>	<b>51</b>	<b>53</b>

**LOS ANGELES COUNTY SHERIFF'S DEPARTMENT**  
**2019 TEMPLE SHERIFF'S STATION**  
**FEMALE ADULT ARRESTS BY AGE**

	25-29	30-34	35-39	40-44	45-49	50+	Total
<b>PART I CRIMES</b>							
Criminal Homicide	0	0	0	0	0	0	0
Rape	0	0	0	0	0	0	0
Robbery	2	1	3	0	0	0	9
Aggravated Assault	6	15	5	5	5	5	52
Burglary	3	2	0	1	0	0	10
Larceny Theft	17	17	15	2	2	8	81
Grand Theft Auto	4	1	3	4	0	1	18
Arson	0	0	2	0	0	0	2
<b>SUBTOTAL</b>	<b>32</b>	<b>36</b>	<b>28</b>	<b>12</b>	<b>7</b>	<b>14</b>	<b>172</b>
<b>PART II CRIMES</b>							
Forgery	0	0	0	0	0	2	2
Fraud and NSF Checks	3	2	2	0	0	2	12
Sex Offense, Felony	0	0	0	0	0	1	1
Sex Offense, Misdemeanor	0	1	2	1	1	0	5
Non-aggravated Assault	8	5	8	5	2	6	45
Weapon	6	3	3	3	1	0	18
Offense Against Family	0	1	2	1	1	0	5
Narcotic	66	58	73	57	27	51	376
Liquor/Tobacco	0	0	0	0	0	0	0
Drunk - Alcohol/Drug	2	1	2	1	0	3	10
Disorderly Conduct	0	0	1	1	0	1	5
Vagrancy/Quality of Life	0	1	0	0	0	4	5
Gambling	0	2	1	0	0	0	4
Drunk Driving - Vehicle/Boat	10	7	1	1	1	1	27
Vehicle/Boating	69	52	31	23	12	30	267
Vandalism	0	3	0	3	0	2	8
Warrant	82	78	110	75	56	105	560
Receiving Stolen Property	2	2	0	1	0	2	8
Federal Offense Without Money	0	0	0	0	0	0	0
Federal Offense With Money	0	0	0	0	0	0	0
Felony, Miscellaneous	2	3	2	0	0	2	15
Misdemeanor, Miscellaneous	18	15	14	12	12	33	117
<b>SUBTOTAL</b>	<b>268</b>	<b>234</b>	<b>252</b>	<b>184</b>	<b>113</b>	<b>245</b>	<b>1,490</b>
<b>NONCRIMINAL INCIDENTS</b>							
Person Missing or Found	0	0	0	0	0	0	0
Juvenile, Noncriminal	0	0	0	0	0	0	0
Commitment	0	0	0	0	0	0	0
Miscellaneous, Noncriminal	1	0	0	0	0	0	1
Suicide and Attempt	0	0	0	0	0	0	0
Mentally Ill	0	0	0	0	0	0	0
Accident, Traffic - Vehicle/Boat	0	0	0	0	0	0	0
Accident, Miscellaneous	0	0	0	0	0	0	0
Person Dead	0	0	0	0	0	0	0
<b>SUBTOTAL</b>	<b>1</b>	<b>0</b>	<b>0</b>	<b>0</b>	<b>0</b>	<b>0</b>	<b>1</b>
<b>GRAND TOTAL</b>	<b>301</b>	<b>270</b>	<b>280</b>	<b>196</b>	<b>120</b>	<b>259</b>	<b>1,663</b>

**LOS ANGELES COUNTY SHERIFF'S DEPARTMENT**  
**2019 TEMPLE SHERIFF'S STATION**  
**FEMALE JUVENILE ARRESTS BY AGE**

	0-10	11-12	13-14	15	16	17	Total
<b>PART I CRIMES</b>							
Criminal Homicide	0	0	0	0	0	0	0
Rape	0	0	0	0	0	0	0
Robbery	0	0	0	0	0	2	2
Aggravated Assault	0	0	3	0	1	1	5
Burglary	0	0	0	0	0	0	0
Larceny Theft	0	0	1	1	2	0	4
Grand Theft Auto	0	0	0	1	0	0	1
Arson	0	0	0	0	0	0	0
<b>SUBTOTAL</b>	<b>0</b>	<b>0</b>	<b>4</b>	<b>2</b>	<b>3</b>	<b>3</b>	<b>12</b>
<b>PART II CRIMES</b>							
Forgery	0	0	0	0	0	0	0
Fraud and NSF Checks	0	0	0	0	0	0	0
Sex Offense, Felony	0	0	0	0	0	0	0
Sex Offense, Misdemeanor	0	0	0	0	0	0	0
Non-aggravated Assault	0	0	7	3	2	3	15
Weapon	0	0	0	0	1	0	1
Offense Against Family	0	0	0	0	0	0	0
Narcotic	0	0	2	1	3	2	8
Liquor/Tobacco	0	0	0	0	0	0	0
Drunk - Alcohol/Drug	0	0	1	1	0	0	2
Disorderly Conduct	0	0	0	0	0	0	0
Vagrancy/Quality of Life	0	0	0	0	0	0	0
Gambling	0	0	0	0	0	0	0
Drunk Driving - Vehicle/Boat	0	0	0	0	0	0	0
Vehicle/Boating	0	0	0	0	0	2	2
Vandalism	0	0	0	1	0	0	1
Warrant	0	0	1	0	0	1	2
Receiving Stolen Property	0	0	0	0	0	0	0
Federal Offense Without Money	0	0	0	0	0	0	0
Federal Offense With Money	0	0	0	0	0	0	0
Felony, Miscellaneous	0	0	1	0	0	1	2
Misdemeanor, Miscellaneous	0	0	0	2	0	0	2
<b>SUBTOTAL</b>	<b>0</b>	<b>0</b>	<b>12</b>	<b>8</b>	<b>6</b>	<b>9</b>	<b>35</b>
<b>NONCRIMINAL INCIDENTS</b>							
Person Missing or Found	0	0	0	0	0	0	0
Juvenile, Noncriminal	0	0	0	0	0	0	0
Commitment	0	0	0	0	0	0	0
Miscellaneous, Noncriminal	0	0	0	0	0	0	0
Suicide and Attempt	0	0	0	0	0	0	0
Mentally Ill	0	0	0	0	0	0	0
Accident, Traffic - Vehicle/Boat	0	0	0	0	0	0	0
Accident, Miscellaneous	0	0	0	0	0	0	0
Person Dead	0	0	0	0	0	0	0
<b>SUBTOTAL</b>	<b>0</b>	<b>0</b>	<b>0</b>	<b>0</b>	<b>0</b>	<b>0</b>	<b>0</b>
<b>GRAND TOTAL</b>	<b>0</b>	<b>0</b>	<b>16</b>	<b>10</b>	<b>9</b>	<b>12</b>	<b>47</b>

**LOS ANGELES COUNTY SHERIFF'S DEPARTMENT**  
**2019 TEMPLE SHERIFF'S STATION - UNINCORPORATED AREA**  
**INCIDENT AND ARREST SUMMARY**

	Reported Incidents	Adults Arrested	Juveniles Arrested	Total Arrested
<b>PART I CRIMES</b>				
Criminal Homicide	1	0	0	0
Rape	12	0	0	0
Robbery	39	6	1	7
Aggravated Assault	76	53	4	57
Burglary	138	8	0	8
Larceny Theft	370	19	0	19
Grand Theft Auto	70	7	2	9
Arson	8	3	0	3
<b>SUBTOTAL</b>	<b>714</b>	<b>96</b>	<b>7</b>	<b>103</b>
<b>PART II CRIMES</b>				
Forgery	11	1	0	1
Fraud and NSF Checks	104	6	0	6
Sex Offense, Felony	4	2	1	3
Sex Offense, Misdemeanor	11	7	0	7
Non-aggravated Assault	115	45	6	51
Weapon	43	36	0	36
Offense Against Family	12	2	0	2
Narcotic	209	323	0	323
Liquor/Tobacco	21	5	0	5
Drunk - Alcohol/Drug	19	22	0	22
Disorderly Conduct	5	6	0	6
Vagrancy/Quality of Life	3	1	0	1
Gambling	0	0	0	0
Drunk Driving - Vehicle/Boat	4	7	0	7
Vehicle/Boating	168	152	5	157
Vandalism	134	13	0	13
Warrant	0	389	0	389
Receiving Stolen Property	2	4	0	4
Federal Offense Without Money	0	0	0	0
Federal Offense With Money	2	0	0	0
Felony, Miscellaneous	28	12	1	13
Misdemeanor, Miscellaneous	208	133	0	133
<b>SUBTOTAL</b>	<b>1,103</b>	<b>1,166</b>	<b>13</b>	<b>1,179</b>
<b>NONCRIMINAL INCIDENTS</b>				
Person Missing or Found	231	0	0	0
Juvenile, Noncriminal	101	0	0	0
Commitment	1	0	0	0
Miscellaneous, Noncriminal	795	0	0	0
Suicide and Attempt	8	0	0	0
Mentally Ill	110	0	0	0
Accident, Traffic - Vehicle/Boat	2	0	0	0
Accident, Miscellaneous	0	0	0	0
Person Dead	25	0	0	0
<b>SUBTOTAL</b>	<b>1,273</b>	<b>0</b>	<b>0</b>	<b>0</b>
<b>CALENDAR YEAR 2019</b>	<b>3,090</b>	<b>1,262</b>	<b>20</b>	<b>1,282</b>
<b>CALENDAR YEAR 2018</b>	<b>3,177</b>	<b>1,110</b>	<b>9</b>	<b>1,119</b>
<b>% CHANGE 2018 TO 2019</b>	<b>-3</b>	<b>14</b>	<b>122</b>	<b>15</b>

LOS ANGELES COUNTY SHERIFF'S DEPARTMENT  
**2019 TEMPLE SHERIFF'S STATION - CITY OF BRADBURY**  
**INCIDENT AND ARREST SUMMARY**

	Reported Incidents	Adults Arrested	Juveniles Arrested	Total Arrested
<b>PART I CRIMES</b>				
Criminal Homicide	0	0	0	0
Rape	0	0	0	0
Robbery	1	0	0	0
Aggravated Assault	0	1	0	1
Burglary	2	0	0	0
Larceny Theft	6	0	0	0
Grand Theft Auto	2	0	0	0
Arson	0	0	0	0
<b>SUBTOTAL</b>	<b>11</b>	<b>1</b>	<b>0</b>	<b>1</b>
<b>PART II CRIMES</b>				
Forgery	1	0	0	0
Fraud and NSF Checks	2	0	0	0
Sex Offense, Felony	0	0	0	0
Sex Offense, Misdemeanor	0	0	0	0
Non-aggravated Assault	1	1	0	1
Weapon	0	1	0	1
Offense Against Family	0	0	0	0
Narcotic	4	4	0	4
Liquor/Tobacco	0	0	0	0
Drunk - Alcohol/Drug	0	0	0	0
Disorderly Conduct	1	0	0	0
Vagrancy/Quality of Life	0	0	0	0
Gambling	0	0	0	0
Drunk Driving - Vehicle/Boat	0	0	0	0
Vehicle/Boating	3	3	0	3
Vandalism	0	0	0	0
Warrant	0	4	0	4
Receiving Stolen Property	0	1	0	1
Federal Offense Without Money	0	0	0	0
Federal Offense With Money	1	0	0	0
Felony, Miscellaneous	0	0	0	0
Misdemeanor, Miscellaneous	1	1	0	1
<b>SUBTOTAL</b>	<b>14</b>	<b>15</b>	<b>0</b>	<b>15</b>
<b>NONCRIMINAL INCIDENTS</b>				
Person Missing or Found	0	0	0	0
Juvenile, Noncriminal	0	0	0	0
Commitment	0	0	0	0
Miscellaneous, Noncriminal	8	0	0	0
Suicide and Attempt	1	0	0	0
Mentally Ill	2	0	0	0
Accident, Traffic - Vehicle/Boat	1	0	0	0
Accident, Miscellaneous	0	0	0	0
Person Dead	1	0	0	0
<b>SUBTOTAL</b>	<b>13</b>	<b>0</b>	<b>0</b>	<b>0</b>
<b>CALENDAR YEAR 2019</b>	<b>38</b>	<b>16</b>	<b>0</b>	<b>16</b>
<b>CALENDAR YEAR 2018</b>	<b>50</b>	<b>17</b>	<b>1</b>	<b>18</b>
<b>% CHANGE 2018 TO 2019</b>	<b>-24</b>	<b>-6</b>	<b>-100</b>	<b>-11</b>



**LOS ANGELES COUNTY SHERIFF'S DEPARTMENT**  
**2019 TEMPLE SHERIFF'S STATION - CITY OF DUARTE**  
**INCIDENT AND ARREST SUMMARY**

	Reported Incidents	Adults Arrested	Juveniles Arrested	Total Arrested
<b>PART I CRIMES</b>				
Criminal Homicide	0	0	0	0
Rape	2	0	0	0
Robbery	10	5	0	5
Aggravated Assault	43	19	0	19
Burglary	48	1	0	1
Larceny Theft	217	42	0	42
Grand Theft Auto	42	4	0	4
Arson	1	0	0	0
<b>SUBTOTAL</b>	<b>363</b>	<b>71</b>	<b>0</b>	<b>71</b>
<b>PART II CRIMES</b>				
Forgery	7	1	0	1
Fraud and NSF Checks	71	6	1	7
Sex Offense, Felony	5	1	0	1
Sex Offense, Misdemeanor	5	1	0	1
Non-aggravated Assault	50	17	1	18
Weapon	30	27	0	27
Offense Against Family	10	3	0	3
Narcotic	157	228	1	229
Liquor/Tobacco	33	1	1	2
Drunk - Alcohol/Drug	6	7	0	7
Disorderly Conduct	2	0	0	0
Vagrancy/Quality of Life	0	0	0	0
Gambling	0	0	0	0
Drunk Driving - Vehicle/Boat	4	7	0	7
Vehicle/Boating	264	188	0	188
Vandalism	100	9	3	12
Warrant	1	323	0	323
Receiving Stolen Property	0	0	0	0
Federal Offense Without Money	0	0	0	0
Federal Offense With Money	2	0	0	0
Felony, Miscellaneous	14	9	0	9
Misdemeanor, Miscellaneous	103	74	2	76
<b>SUBTOTAL</b>	<b>864</b>	<b>902</b>	<b>9</b>	<b>911</b>
<b>NONCRIMINAL INCIDENTS</b>				
Person Missing or Found	22	0	0	0
Juvenile, Noncriminal	35	0	0	0
Commitment	0	0	0	0
Miscellaneous, Noncriminal	537	1	0	1
Suicide and Attempt	2	0	0	0
Mentally Ill	43	0	0	0
Accident, Traffic - Vehicle/Boat	99	0	0	0
Accident, Miscellaneous	5	0	0	0
Person Dead	8	0	0	0
<b>SUBTOTAL</b>	<b>751</b>	<b>1</b>	<b>0</b>	<b>1</b>
<b>CALENDAR YEAR 2019</b>	<b>1,978</b>	<b>974</b>	<b>9</b>	<b>983</b>
<b>CALENDAR YEAR 2018</b>	<b>2,086</b>	<b>817</b>	<b>12</b>	<b>829</b>
<b>% CHANGE 2018 TO 2019</b>	<b>-5</b>	<b>19</b>	<b>-25</b>	<b>19</b>

**LOS ANGELES COUNTY SHERIFF'S DEPARTMENT**  
**2019 TEMPLE SHERIFF'S STATION - CITY OF ROSEMEAD**  
**INCIDENT AND ARREST SUMMARY**

	Reported Incidents	Adults Arrested	Juveniles Arrested	Total Arrested
<b>PART I CRIMES</b>				
Criminal Homicide	1	1	0	1
Rape	11	1	0	1
Robbery	74	17	5	22
Aggravated Assault	89	62	1	63
Burglary	196	25	0	25
Larceny Theft	552	83	1	84
Grand Theft Auto	195	42	0	42
Arson	8	2	0	2
<b>SUBTOTAL</b>	<b>1,126</b>	<b>233</b>	<b>7</b>	<b>240</b>
<b>PART II CRIMES</b>				
Forgery	33	2	0	2
Fraud and NSF Checks	141	16	0	16
Sex Offense, Felony	22	11	0	11
Sex Offense, Misdemeanor	7	0	1	1
Non-aggravated Assault	117	49	12	61
Weapon	62	52	1	53
Offense Against Family	8	9	0	9
Narcotic	329	526	0	526
Liquor/Tobacco	27	2	0	2
Drunk - Alcohol/Drug	17	18	0	18
Disorderly Conduct	1	1	2	3
Vagrancy/Quality of Life	2	3	0	3
Gambling	0	2	0	2
Drunk Driving - Vehicle/Boat	21	23	0	23
Vehicle/Boating	496	289	1	290
Vandalism	111	20	2	22
Warrant	0	704	2	706
Receiving Stolen Property	4	15	0	15
Federal Offense Without Money	0	0	0	0
Federal Offense With Money	1	0	0	0
Felony, Miscellaneous	39	20	3	23
Misdemeanor, Miscellaneous	277	203	6	209
<b>SUBTOTAL</b>	<b>1,715</b>	<b>1,965</b>	<b>30</b>	<b>1,995</b>
<b>NONCRIMINAL INCIDENTS</b>				
Person Missing or Found	654	0	0	0
Juvenile, Noncriminal	118	0	0	0
Commitment	1	0	0	0
Miscellaneous, Noncriminal	1,103	2	0	2
Suicide and Attempt	5	0	0	0
Mentally Ill	162	0	0	0
Accident, Traffic - Vehicle/Boat	368	0	0	0
Accident, Miscellaneous	16	0	0	0
Person Dead	21	0	0	0
<b>SUBTOTAL</b>	<b>2,448</b>	<b>2</b>	<b>0</b>	<b>2</b>
<b>CALENDAR YEAR 2019</b>	<b>5,289</b>	<b>2,200</b>	<b>37</b>	<b>2,237</b>
<b>CALENDAR YEAR 2018</b>	<b>5,784</b>	<b>1,265</b>	<b>35</b>	<b>1,300</b>
<b>% CHANGE 2018 TO 2019</b>	<b>-9</b>	<b>74</b>	<b>6</b>	<b>72</b>

**LOS ANGELES COUNTY SHERIFF'S DEPARTMENT**  
**2019 TEMPLE SHERIFF'S STATION - CITY OF SOUTH EL MONTE**  
**INCIDENT AND ARREST SUMMARY**

	Reported Incidents	Adults Arrested	Juveniles Arrested	Total Arrested
<b>PART I CRIMES</b>				
Criminal Homicide	1	0	0	0
Rape	11	1	0	1
Robbery	32	8	2	10
Aggravated Assault	58	46	1	47
Burglary	132	13	1	14
Larceny Theft	256	23	5	28
Grand Theft Auto	114	14	1	15
Arson	3	0	0	0
<b>SUBTOTAL</b>	<b>607</b>	<b>105</b>	<b>10</b>	<b>115</b>
<b>PART II CRIMES</b>				
Forgery	20	3	0	3
Fraud and NSF Checks	48	5	1	6
Sex Offense, Felony	14	4	0	4
Sex Offense, Misdemeanor	8	4	0	4
Non-aggravated Assault	96	34	2	36
Weapon	32	26	0	26
Offense Against Family	6	8	0	8
Narcotic	252	386	20	406
Liquor/Tobacco	27	1	0	1
Drunk - Alcohol/Drug	26	26	2	28
Disorderly Conduct	2	1	0	1
Vagrancy/Quality of Life	2	6	0	6
Gambling	0	4	0	4
Drunk Driving - Vehicle/Boat	15	21	0	21
Vehicle/Boating	345	256	3	259
Vandalism	84	3	1	4
Warrant	0	554	0	554
Receiving Stolen Property	1	2	0	2
Federal Offense Without Money	0	0	0	0
Federal Offense With Money	2	0	0	0
Felony, Miscellaneous	22	10	1	11
Misdemeanor, Miscellaneous	198	90	5	95
<b>SUBTOTAL</b>	<b>1,200</b>	<b>1,444</b>	<b>35</b>	<b>1,479</b>
<b>NONCRIMINAL INCIDENTS</b>				
Person Missing or Found	39	0	0	0
Juvenile, Noncriminal	57	0	0	0
Commitment	0	0	0	0
Miscellaneous, Noncriminal	826	0	0	0
Suicide and Attempt	5	0	0	0
Mentally Ill	102	0	0	0
Accident, Traffic - Vehicle/Boat	167	0	0	0
Accident, Miscellaneous	5	0	0	0
Person Dead	16	0	0	0
<b>SUBTOTAL</b>	<b>1,217</b>	<b>0</b>	<b>0</b>	<b>0</b>
<b>CALENDAR YEAR 2019</b>	<b>3,024</b>	<b>1,549</b>	<b>45</b>	<b>1,594</b>
<b>CALENDAR YEAR 2018</b>	<b>3,026</b>	<b>1,391</b>	<b>27</b>	<b>1,418</b>
<b>% CHANGE 2018 TO 2019</b>	<b>0</b>	<b>11</b>	<b>67</b>	<b>12</b>

**LOS ANGELES COUNTY SHERIFF'S DEPARTMENT**  
**2019 TEMPLE SHERIFF'S STATION - CITY OF TEMPLE CITY**  
**INCIDENT AND ARREST SUMMARY**

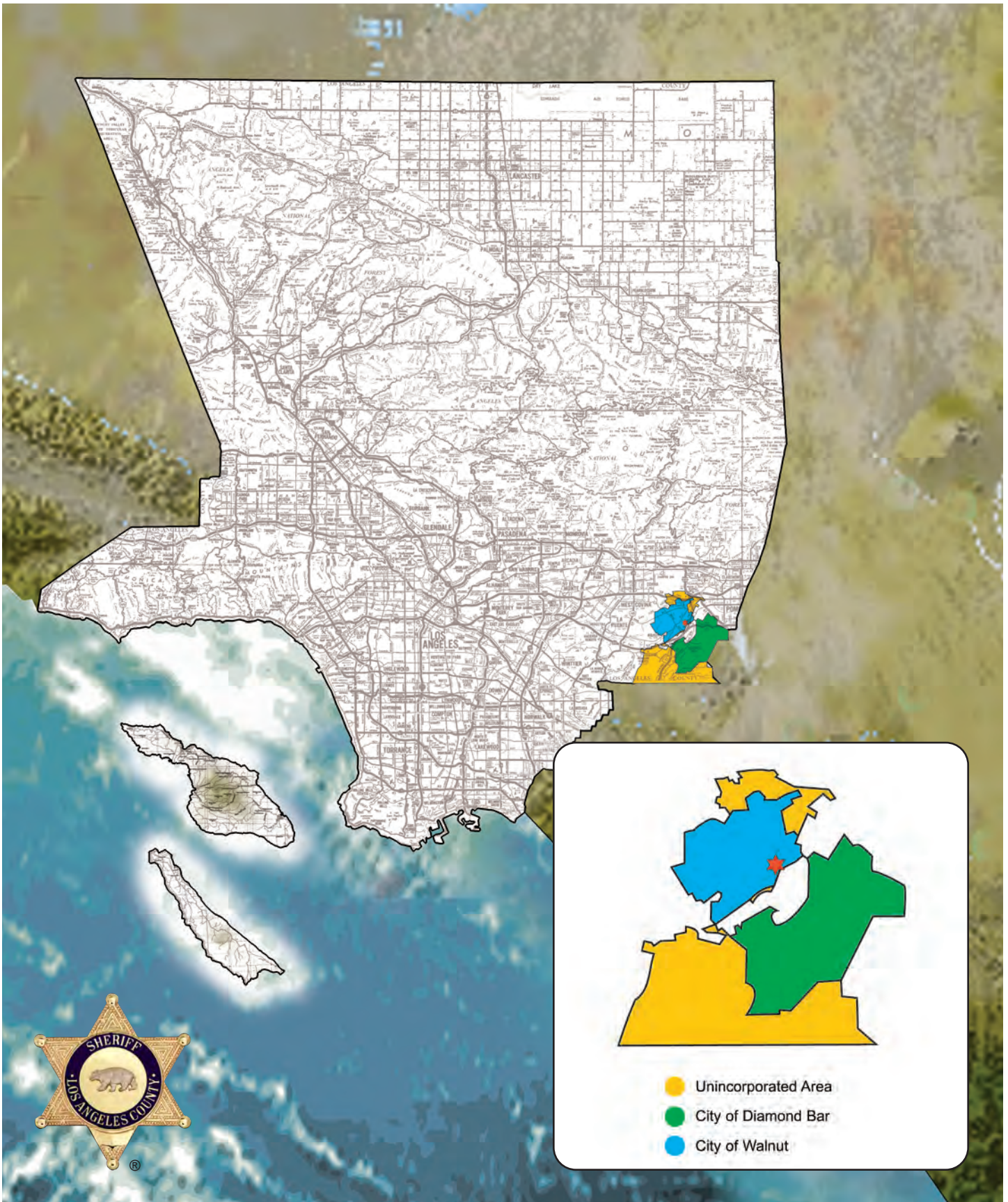
	Reported Incidents	Adults Arrested	Juveniles Arrested	Total Arrested
<b>PART I CRIMES</b>				
Criminal Homicide	1	1	0	1
Rape	7	2	0	2
Robbery	23	7	0	7
Aggravated Assault	33	38	0	38
Burglary	123	6	0	6
Larceny Theft	175	11	0	11
Grand Theft Auto	34	5	0	5
Arson	1	1	0	1
<b>SUBTOTAL</b>	<b>397</b>	<b>71</b>	<b>0</b>	<b>71</b>
<b>PART II CRIMES</b>				
Forgery	16	0	0	0
Fraud and NSF Checks	91	3	0	3
Sex Offense, Felony	10	6	1	7
Sex Offense, Misdemeanor	3	2	0	2
Non-aggravated Assault	83	44	0	44
Weapon	5	4	2	6
Offense Against Family	7	4	0	4
Narcotic	102	132	0	132
Liquor/Tobacco	8	2	0	2
Drunk - Alcohol/Drug	30	35	0	35
Disorderly Conduct	2	0	0	0
Vagrancy/Quality of Life	4	1	0	1
Gambling	0	0	0	0
Drunk Driving - Vehicle/Boat	7	16	0	16
Vehicle/Boating	264	184	1	185
Vandalism	46	3	1	4
Warrant	0	197	0	197
Receiving Stolen Property	1	1	0	1
Federal Offense Without Money	0	0	0	0
Federal Offense With Money	0	0	0	0
Felony, Miscellaneous	15	2	1	3
Misdemeanor, Miscellaneous	119	105	1	106
<b>SUBTOTAL</b>	<b>813</b>	<b>741</b>	<b>7</b>	<b>748</b>
<b>NONCRIMINAL INCIDENTS</b>				
Person Missing or Found	31	0	0	0
Juvenile, Noncriminal	54	0	0	0
Commitment	0	0	0	0
Miscellaneous, Noncriminal	507	2	0	2
Suicide and Attempt	4	0	0	0
Mentally Ill	79	0	0	0
Accident, Traffic - Vehicle/Boat	232	0	0	0
Accident, Miscellaneous	7	0	0	0
Person Dead	18	0	0	0
<b>SUBTOTAL</b>	<b>932</b>	<b>2</b>	<b>0</b>	<b>2</b>
<b>CALENDAR YEAR 2019</b>	<b>2,142</b>	<b>814</b>	<b>7</b>	<b>821</b>
<b>CALENDAR YEAR 2018</b>	<b>2,160</b>	<b>535</b>	<b>12</b>	<b>547</b>
<b>% CHANGE 2018 TO 2019</b>	<b>-1</b>	<b>52</b>	<b>-42</b>	<b>50</b>

**LOS ANGELES COUNTY SHERIFF'S DEPARTMENT**  
**2019 TEMPLE SHERIFF'S STATION - OTHER**  
**INCIDENT AND ARREST SUMMARY**

	Reported Incidents	Adults Arrested	Juveniles Arrested	Total Arrested
<b>PART I CRIMES</b>				
Criminal Homicide	0	0	0	0
Rape	0	0	0	0
Robbery	0	2	0	2
Aggravated Assault	0	1	0	1
Burglary	0	1	0	1
Larceny Theft	0	2	0	2
Grand Theft Auto	0	2	0	2
Arson	0	0	0	0
<b>SUBTOTAL</b>	<b>0</b>	<b>8</b>	<b>0</b>	<b>8</b>
<b>PART II CRIMES</b>				
Forgery	0	1	0	1
Fraud and NSF Checks	0	1	0	1
Sex Offense, Felony	0	2	0	2
Sex Offense, Misdemeanor	0	0	0	0
Non-aggravated Assault	0	1	0	1
Weapon	0	9	0	9
Offense Against Family	0	0	0	0
Narcotic	0	50	0	50
Liquor/Tobacco	0	0	0	0
Drunk - Alcohol/Drug	0	0	0	0
Disorderly Conduct	0	1	0	1
Vagrancy/Quality of Life	0	0	0	0
Gambling	0	0	0	0
Drunk Driving - Vehicle/Boat	0	17	0	17
Vehicle/Boating	0	12	0	12
Vandalism	0	1	0	1
Warrant	0	31	0	31
Receiving Stolen Property	0	0	0	0
Federal Offense Without Money	0	0	0	0
Federal Offense With Money	0	0	0	0
Felony, Miscellaneous	0	7	1	8
Misdemeanor, Miscellaneous	0	1	0	1
<b>SUBTOTAL</b>	<b>0</b>	<b>134</b>	<b>1</b>	<b>135</b>
<b>NONCRIMINAL INCIDENTS</b>				
Person Missing or Found	0	0	0	0
Juvenile, Noncriminal	0	0	0	0
Commitment	0	0	0	0
Miscellaneous, Noncriminal	0	0	0	0
Suicide and Attempt	0	0	0	0
Mentally Ill	0	0	0	0
Accident, Traffic - Vehicle/Boat	0	0	0	0
Accident, Miscellaneous	0	0	0	0
Person Dead	0	0	0	0
<b>SUBTOTAL</b>	<b>0</b>	<b>0</b>	<b>0</b>	<b>0</b>
<b>CALENDAR YEAR 2019</b>	<b>0</b>	<b>142</b>	<b>1</b>	<b>143</b>
<b>CALENDAR YEAR 2018</b>	<b>0</b>	<b>295</b>	<b>5</b>	<b>300</b>
<b>% CHANGE 2018 TO 2019</b>	<b>N/C</b>	<b>-52</b>	<b>-80</b>	<b>-52</b>



LOS ANGELES COUNTY SHERIFF'S DEPARTMENT  
2019 EAST PATROL DIVISION  
WALNUT/DIAMOND BAR SHERIFF'S STATION PATROL AREA MAP



LOS ANGELES COUNTY SHERIFF'S DEPARTMENT  
**2019 WALNUT/DIAMOND BAR STATION SHERIFF'S STATION  
 SYNOPSIS**

	Calendar Year 2018	Calendar Year 2019	Percent Change (%)	Crime Rate Per 10,000 Population	
				2018	2019

<b>TOTAL REPORTED INCIDENTS</b>	<b>8,577</b>	<b>9,756</b>	<b>14</b>		
---------------------------------	--------------	--------------	-----------	--	--

<b>PART I CRIMES</b>	<b>2,593</b>	<b>2,543</b>	<b>-2</b>	<b>181.26</b>	<b>177.59</b>
Criminal Homicide	2	1	-50	0.14	0.07
Rape	29	21	-28	2.03	1.47
Robbery	91	68	-25	6.36	4.75
Aggravated Assault	84	122	45	5.87	8.52
Burglary	914	708	-23	63.89	49.44
Larceny Theft	1,292	1,451	12	90.31	101.33
Grand Theft Auto	175	170	-3	12.23	11.87
Arson	6	2	-67	0.42	0.14

<b>PART II CRIMES</b>	<b>2,343</b>	<b>2,735</b>	<b>17</b>	<b>163.78</b>	<b>191.00</b>
-----------------------	--------------	--------------	-----------	---------------	---------------

<b>NONCRIMINAL INCIDENTS</b>	<b>3,641</b>	<b>4,478</b>	<b>23</b>		
------------------------------	--------------	--------------	-----------	--	--

<b>TOTAL ARRESTS</b>	<b>2,369</b>	<b>2,593</b>	<b>9</b>		
Adult Arrests	2,335	2,536	9		
Juvenile Arrests	34	57	68		

**PART I CRIMES STOLEN AND  
 RECOVERED PROPERTY  
 AMOUNT**

Stolen Property	\$13,973,089	\$14,065,970	1		
Recovered Property	\$1,886,571	\$2,424,880	29		
Percent Recovered (%)	14	17			

	Area in Square Miles 2019	Population 2019	Crime Rate Per 10,000 Population Part I Crimes		Percent Change (%)
			2018	2019	
<b>TOTAL AREA</b>	45.29	143,196	181.26	177.59	-2
Unincorporated	21.44	55,005	197.41	205.8	4
City of Diamond Bar	14.85	57,610	173.92	171.15	-2
City of Walnut	8.99	30,582	166.06	138.97	-16



**LOS ANGELES COUNTY SHERIFF'S DEPARTMENT**  
**2019 WALNUT/DIAMOND BAR SHERIFF'S STATION**  
**INCIDENT AND ARREST SUMMARY**

	Reported Incidents	Adults Arrested	Juveniles Arrested	Total Arrested
<b>PART I CRIMES</b>				
Criminal Homicide	1	0	0	0
Rape	21	2	0	2
Robbery	68	26	2	28
Aggravated Assault	122	105	9	114
Burglary	708	34	4	38
Larceny Theft	1,451	54	2	56
Grand Theft Auto	170	23	2	25
Arson	2	0	0	0
<b>SUBTOTAL</b>	<b>2,543</b>	<b>244</b>	<b>19</b>	<b>263</b>
<b>PART II CRIMES</b>				
Forgery	142	5	0	5
Fraud and NSF Checks	301	33	1	34
Sex Offense, Felony	29	10	2	12
Sex Offense, Misdemeanor	27	3	0	3
Non-aggravated Assault	276	64	4	68
Weapon	32	18	2	20
Offense Against Family	35	25	0	25
Narcotic	207	286	1	287
Liquor/Tobacco	13	2	0	2
Drunk - Alcohol/Drug	30	33	5	38
Disorderly Conduct	21	1	0	1
Vagrancy/Quality of Life	38	41	0	41
Gambling	0	0	0	0
Drunk Driving - Vehicle/Boat	75	93	0	93
Vehicle/Boating	962	783	8	791
Vandalism	210	8	2	10
Warrant	5	621	1	622
Receiving Stolen Property	5	14	0	14
Federal Offense Without Money	0	1	0	1
Federal Offense With Money	13	0	0	0
Felony, Miscellaneous	55	24	6	30
Misdemeanor, Miscellaneous	259	213	5	218
<b>SUBTOTAL</b>	<b>2,735</b>	<b>2,278</b>	<b>37</b>	<b>2,315</b>
<b>NONCRIMINAL INCIDENTS</b>				
Person Missing or Found	108	0	0	0
Juvenile, Noncriminal	207	0	0	0
Commitment	0	0	0	0
Miscellaneous, Noncriminal	3,205	14	1	15
Suicide and Attempt	21	0	0	0
Mentally Ill	224	0	0	0
Accident, Traffic - Vehicle/Boat	663	0	0	0
Accident, Miscellaneous	11	0	0	0
Person Dead	39	0	0	0
<b>SUBTOTAL</b>	<b>4,478</b>	<b>14</b>	<b>1</b>	<b>15</b>
<b>CALENDAR YEAR 2019</b>	<b>9,756</b>	<b>2,536</b>	<b>57</b>	<b>2,593</b>
<b>CALENDAR YEAR 2018</b>	<b>8,577</b>	<b>2,335</b>	<b>34</b>	<b>2,369</b>
<b>% CHANGE 2018 TO 2019</b>	<b>14</b>	<b>9</b>	<b>68</b>	<b>9</b>

LOS ANGELES COUNTY SHERIFF'S DEPARTMENT  
**2019 WALNUT/DIAMOND BAR SHERIFF'S STATION**  
**PART I ACTUAL OFFENSES\* CLEARED**

	Station Total	Unincorporated	City of Diamond Bar	City of Walnut
<b>Criminal Homicide</b>	<b>1</b>	<b>0</b>	<b>1</b>	<b>0</b>
Number Cleared	0	0	0	0
Percent Cleared (%)	0	N/C	0	N/C
<b>Rape</b>	<b>19</b>	<b>11</b>	<b>4</b>	<b>4</b>
Number Cleared	10	7	0	3
Percent Cleared (%)	53	64	0	75
<b>Robbery</b>	<b>68</b>	<b>29</b>	<b>25</b>	<b>14</b>
Number Cleared	21	11	6	4
Percent Cleared (%)	31	38	24	29
<b>Aggravated Assault</b>	<b>122</b>	<b>60</b>	<b>42</b>	<b>20</b>
Number Cleared	105	55	35	15
Percent Cleared (%)	86	92	83	75
<b>Burglary</b>	<b>708</b>	<b>274</b>	<b>282</b>	<b>152</b>
Number Cleared	43	13	20	10
Percent Cleared (%)	6	5	7	7
<b>Larceny Theft</b>	<b>1,445</b>	<b>664</b>	<b>574</b>	<b>207</b>
Number Cleared	89	39	31	19
Percent Cleared (%)	6	6	5	9
<b>Grand Theft Auto</b>	<b>168</b>	<b>89</b>	<b>52</b>	<b>27</b>
Number Cleared	7	3	2	2
Percent Cleared (%)	4	3	4	7
<b>Arson</b>	<b>2</b>	<b>0</b>	<b>2</b>	<b>0</b>
Number Cleared	2	0	2	0
Percent Cleared (%)	100	N/C	100	N/C
<b>TOTAL PART I OFFENSES</b>	<b>2,533</b>	<b>1,127</b>	<b>982</b>	<b>424</b>
Number Cleared	<b>277</b>	<b>128</b>	<b>96</b>	<b>53</b>
Percent Cleared (%)	<b>11</b>	<b>11</b>	<b>10</b>	<b>12</b>

\* Actual offenses (unfounded not included)

LOS ANGELES COUNTY SHERIFF'S DEPARTMENT  
**2019 WALNUT/DIAMOND BAR SHERIFF'S STATION**  
**COMPARISON OF INCIDENTS BY CITY/AREA**

	Unincorporated	City of Diamond Bar	City of Walnut	Other	Total
<b>PART I CRIMES</b>					
Criminal Homicide	0	1	0	0	1
Rape	12	5	4	0	21
Robbery	29	25	14	0	68
Aggravated Assault	60	42	20	0	122
Burglary	274	282	152	0	708
Larceny Theft	667	576	208	0	1,451
Grand Theft Auto	90	53	27	0	170
Arson	0	2	0	0	2
<b>SUBTOTAL</b>	<b>1,132</b>	<b>986</b>	<b>425</b>	<b>0</b>	<b>2,543</b>
<b>PART II CRIMES</b>					
Forgery	101	25	16	0	142
Fraud and NSF Checks	210	65	26	0	301
Sex Offense, Felony	19	7	3	0	29
Sex Offense, Misdemeanor	13	7	7	0	27
Non-aggravated Assault	142	88	46	0	276
Weapon	16	12	4	0	32
Offense Against Family	17	15	3	0	35
Narcotic	149	41	17	0	207
Liquor/Tobacco	12	0	1	0	13
Drunk - Alcohol/Drug	22	4	4	0	30
Disorderly Conduct	10	7	4	0	21
Vagrancy/Quality of Life	35	0	3	0	38
Gambling	0	0	0	0	0
Drunk Driving - Vehicle/Boat	9	51	15	0	75
Vehicle/Boating	459	301	202	0	962
Vandalism	91	74	45	0	210
Warrant	3	1	1	0	5
Receiving Stolen Property	2	1	2	0	5
Federal Offense Without Money	0	0	0	0	0
Federal Offense With Money	3	6	4	0	13
Felony, Miscellaneous	24	23	8	0	55
Misdemeanor, Miscellaneous	149	33	77	0	259
<b>SUBTOTAL</b>	<b>1,486</b>	<b>761</b>	<b>488</b>	<b>0</b>	<b>2,735</b>
<b>NONCRIMINAL INCIDENTS</b>					
Person Missing or Found	46	33	29	0	108
Juvenile, Noncriminal	83	77	47	0	207
Commitment	0	0	0	0	0
Miscellaneous, Noncriminal	1,784	952	469	0	3,205
Suicide and Attempt	11	5	5	0	21
Mentally Ill	79	85	60	0	224
Accident, Traffic - Vehicle/Boat	2	373	288	0	663
Accident, Miscellaneous	0	2	9	0	11
Person Dead	14	13	12	0	39
<b>SUBTOTAL</b>	<b>2,019</b>	<b>1,540</b>	<b>919</b>	<b>0</b>	<b>4,478</b>
<b>CALENDAR YEAR 2019</b>	<b>4,637</b>	<b>3,287</b>	<b>1,832</b>	<b>0</b>	<b>9,756</b>
<b>CALENDAR YEAR 2018</b>	<b>3,785</b>	<b>3,097</b>	<b>1,695</b>	<b>0</b>	<b>8,577</b>
<b>% CHANGE 2018 TO 2019</b>	<b>23</b>	<b>6</b>	<b>8</b>	<b>N/C</b>	<b>14</b>

LOS ANGELES COUNTY SHERIFF'S DEPARTMENT  
**2019 WALNUT/DIAMOND BAR SHERIFF'S STATION**  
**COMPARISON OF ARRESTS BY CITY/AREA**

	Unincorporated	City of Diamond Bar	City of Walnut	Other	Total
<b>PART I CRIMES</b>					
Criminal Homicide	0	0	0	0	0
Rape	2	0	0	0	2
Robbery	17	4	7	0	28
Aggravated Assault	54	37	22	1	114
Burglary	16	17	4	1	38
Larceny Theft	28	15	8	5	56
Grand Theft Auto	13	4	5	3	25
Arson	0	0	0	0	0
<b>SUBTOTAL</b>	<b>130</b>	<b>77</b>	<b>46</b>	<b>10</b>	<b>263</b>
<b>PART II CRIMES</b>					
Forgery	4	1	0	0	5
Fraud and NSF Checks	18	9	6	1	34
Sex Offense, Felony	7	4	1	0	12
Sex Offense, Misdemeanor	0	0	0	3	3
Non-aggravated Assault	41	18	9	0	68
Weapon	14	5	1	0	20
Offense Against Family	12	9	4	0	25
Narcotic	202	55	26	4	287
Liquor/Tobacco	0	1	1	0	2
Drunk - Alcohol/Drug	21	9	7	1	38
Disorderly Conduct	0	1	0	0	1
Vagrancy/Quality of Life	33	2	6	0	41
Gambling	0	0	0	0	0
Drunk Driving - Vehicle/Boat	15	50	16	12	93
Vehicle/Boating	461	197	130	3	791
Vandalism	2	5	3	0	10
Warrant	347	174	79	22	622
Receiving Stolen Property	4	5	3	2	14
Federal Offense Without Money	0	0	1	0	1
Federal Offense With Money	0	0	0	0	0
Felony, Miscellaneous	13	12	3	2	30
Misdemeanor, Miscellaneous	144	15	53	6	218
<b>SUBTOTAL</b>	<b>1,338</b>	<b>572</b>	<b>349</b>	<b>56</b>	<b>2,315</b>
<b>NONCRIMINAL INCIDENTS</b>					
Person Missing or Found	0	0	0	0	0
Juvenile, Noncriminal	0	0	0	0	0
Commitment	0	0	0	0	0
Miscellaneous, Noncriminal	4	10	1	0	15
Suicide and Attempt	0	0	0	0	0
Mentally Ill	0	0	0	0	0
Accident, Traffic - Vehicle/Boat	0	0	0	0	0
Accident, Miscellaneous	0	0	0	0	0
Person Dead	0	0	0	0	0
<b>SUBTOTAL</b>	<b>4</b>	<b>10</b>	<b>1</b>	<b>0</b>	<b>15</b>
<b>CALENDAR YEAR 2019</b>	<b>1,472</b>	<b>659</b>	<b>396</b>	<b>66</b>	<b>2,593</b>
<b>CALENDAR YEAR 2018</b>	<b>1,283</b>	<b>568</b>	<b>360</b>	<b>158</b>	<b>2,369</b>
<b>% CHANGE 2018 TO 2019</b>	<b>15</b>	<b>16</b>	<b>10</b>	<b>-58</b>	<b>9</b>

LOS ANGELES COUNTY SHERIFF'S DEPARTMENT  
**2019 WALNUT/DIAMOND BAR SHERIFF'S STATION**  
**COMPARISON OF ADULT ARRESTS BY CITY/AREA**

	Unincorporated	City of Diamond Bar	City of Walnut	Other	Total
<b>PART I CRIMES</b>					
Criminal Homicide	0	0	0	0	0
Rape	2	0	0	0	2
Robbery	16	3	7	0	26
Aggravated Assault	47	36	21	1	105
Burglary	15	15	3	1	34
Larceny Theft	28	15	6	5	54
Grand Theft Auto	13	2	5	3	23
Arson	0	0	0	0	0
<b>SUBTOTAL</b>	<b>121</b>	<b>71</b>	<b>42</b>	<b>10</b>	<b>244</b>
<b>PART II CRIMES</b>					
Forgery	4	1	0	0	5
Fraud and NSF Checks	18	8	6	1	33
Sex Offense, Felony	5	4	1	0	10
Sex Offense, Misdemeanor	0	0	0	3	3
Non-aggravated Assault	38	17	9	0	64
Weapon	13	4	1	0	18
Offense Against Family	12	9	4	0	25
Narcotic	201	55	26	4	286
Liquor/Tobacco	0	1	1	0	2
Drunk - Alcohol/Drug	17	8	7	1	33
Disorderly Conduct	0	1	0	0	1
Vagrancy/Quality of Life	33	2	6	0	41
Gambling	0	0	0	0	0
Drunk Driving - Vehicle/Boat	15	50	16	12	93
Vehicle/Boating	458	194	128	3	783
Vandalism	1	5	2	0	8
Warrant	347	173	79	22	621
Receiving Stolen Property	4	5	3	2	14
Federal Offense Without Money	0	0	1	0	1
Federal Offense With Money	0	0	0	0	0
Felony, Miscellaneous	11	8	3	2	24
Misdemeanor, Miscellaneous	141	14	52	6	213
<b>SUBTOTAL</b>	<b>1,318</b>	<b>559</b>	<b>345</b>	<b>56</b>	<b>2,278</b>
<b>NONCRIMINAL INCIDENTS</b>					
Person Missing or Found	0	0	0	0	0
Juvenile, Noncriminal	0	0	0	0	0
Commitment	0	0	0	0	0
Miscellaneous, Noncriminal	4	9	1	0	14
Suicide and Attempt	0	0	0	0	0
Mentally Ill	0	0	0	0	0
Accident, Traffic - Vehicle/Boat	0	0	0	0	0
Accident, Miscellaneous	0	0	0	0	0
Person Dead	0	0	0	0	0
<b>SUBTOTAL</b>	<b>4</b>	<b>9</b>	<b>1</b>	<b>0</b>	<b>14</b>
<b>CALENDAR YEAR 2019</b>	<b>1,443</b>	<b>639</b>	<b>388</b>	<b>66</b>	<b>2,536</b>
<b>CALENDAR YEAR 2018</b>	<b>1,269</b>	<b>555</b>	<b>353</b>	<b>158</b>	<b>2,335</b>
<b>% CHANGE 2018 TO 2019</b>	<b>14</b>	<b>15</b>	<b>10</b>	<b>-58</b>	<b>9</b>

LOS ANGELES COUNTY SHERIFF'S DEPARTMENT  
**2019 WALNUT/DIAMOND BAR SHERIFF'S STATION**  
**COMPARISON OF JUVENILE ARRESTS BY CITY/AREA**

	Unincorporated	City of Diamond Bar	City of Walnut	Other	Total
<b>PART I CRIMES</b>					
Criminal Homicide	0	0	0	0	0
Rape	0	0	0	0	0
Robbery	1	1	0	0	2
Aggravated Assault	7	1	1	0	9
Burglary	1	2	1	0	4
Larceny Theft	0	0	2	0	2
Grand Theft Auto	0	2	0	0	2
Arson	0	0	0	0	0
<b>SUBTOTAL</b>	<b>9</b>	<b>6</b>	<b>4</b>	<b>0</b>	<b>19</b>
<b>PART II CRIMES</b>					
Forgery	0	0	0	0	0
Fraud and NSF Checks	0	1	0	0	1
Sex Offense, Felony	2	0	0	0	2
Sex Offense, Misdemeanor	0	0	0	0	0
Non-aggravated Assault	3	1	0	0	4
Weapon	1	1	0	0	2
Offense Against Family	0	0	0	0	0
Narcotic	1	0	0	0	1
Liquor/Tobacco	0	0	0	0	0
Drunk - Alcohol/Drug	4	1	0	0	5
Disorderly Conduct	0	0	0	0	0
Vagrancy/Quality of Life	0	0	0	0	0
Gambling	0	0	0	0	0
Drunk Driving - Vehicle/Boat	0	0	0	0	0
Vehicle/Boating	3	3	2	0	8
Vandalism	1	0	1	0	2
Warrant	0	1	0	0	1
Receiving Stolen Property	0	0	0	0	0
Federal Offense Without Money	0	0	0	0	0
Federal Offense With Money	0	0	0	0	0
Felony, Miscellaneous	2	4	0	0	6
Misdemeanor, Miscellaneous	3	1	1	0	5
<b>SUBTOTAL</b>	<b>20</b>	<b>13</b>	<b>4</b>	<b>0</b>	<b>37</b>
<b>NONCRIMINAL INCIDENTS</b>					
Person Missing or Found	0	0	0	0	0
Juvenile, Noncriminal	0	0	0	0	0
Commitment	0	0	0	0	0
Miscellaneous, Noncriminal	0	1	0	0	1
Suicide and Attempt	0	0	0	0	0
Mentally Ill	0	0	0	0	0
Accident, Traffic - Vehicle/Boat	0	0	0	0	0
Accident, Miscellaneous	0	0	0	0	0
Person Dead	0	0	0	0	0
<b>SUBTOTAL</b>	<b>0</b>	<b>1</b>	<b>0</b>	<b>0</b>	<b>1</b>
<b>CALENDAR YEAR 2019</b>	<b>29</b>	<b>20</b>	<b>8</b>	<b>0</b>	<b>57</b>
<b>CALENDAR YEAR 2018</b>	<b>14</b>	<b>13</b>	<b>7</b>	<b>0</b>	<b>34</b>
<b>% CHANGE 2018 TO 2019</b>	<b>107</b>	<b>54</b>	<b>14</b>	<b>N/C</b>	<b>68</b>

**LOS ANGELES COUNTY SHERIFF'S DEPARTMENT**  
**2019 WALNUT/DIAMOND BAR SHERIFF'S STATION**  
**MALE ADULT ARRESTS BY AGE**

	18	19	20	21	22	23	24
<b>PART I CRIMES</b>							
Criminal Homicide	0	0	0	0	0	0	0
Rape	0	0	0	0	1	0	0
Robbery	4	1	0	0	1	1	2
Aggravated Assault	3	2	1	1	1	0	2
Burglary	2	1	0	2	0	1	2
Larceny Theft	5	1	1	1	1	1	0
Grand Theft Auto	0	0	0	0	0	1	1
Arson	0	0	0	0	0	0	0
<b>SUBTOTAL</b>	<b>14</b>	<b>5</b>	<b>2</b>	<b>4</b>	<b>4</b>	<b>4</b>	<b>7</b>
<b>PART II CRIMES</b>							
Forgery	0	0	0	0	0	0	0
Fraud and NSF Checks	1	0	1	0	0	0	0
Sex Offense, Felony	0	0	0	0	0	0	0
Sex Offense, Misdemeanor	0	0	0	0	0	0	0
Non-aggravated Assault	0	2	0	0	0	4	0
Weapon	0	0	0	1	0	0	1
Offense Against Family	0	0	0	0	0	0	0
Narcotic	0	3	1	7	4	7	13
Liquor/Tobacco	0	0	0	0	0	0	1
Drunk - Alcohol/Drug	0	0	0	2	0	0	2
Disorderly Conduct	0	0	0	0	0	0	0
Vagrancy/Quality of Life	0	0	0	0	0	0	0
Gambling	0	0	0	0	0	0	0
Drunk Driving - Vehicle/Boat	1	0	3	5	2	5	4
Vehicle/Boating	12	14	23	18	21	20	26
Vandalism	0	0	0	0	0	0	1
Warrant	1	0	4	0	11	12	9
Receiving Stolen Property	1	0	0	0	0	0	0
Federal Offense Without Money	0	0	0	0	0	0	0
Federal Offense With Money	0	0	0	0	0	0	0
Felony, Miscellaneous	2	0	0	0	1	1	0
Misdemeanor, Miscellaneous	7	11	0	6	8	0	4
<b>SUBTOTAL</b>	<b>25</b>	<b>30</b>	<b>32</b>	<b>39</b>	<b>47</b>	<b>49</b>	<b>61</b>
<b>NONCRIMINAL INCIDENTS</b>							
Person Missing or Found	0	0	0	0	0	0	0
Juvenile, Noncriminal	0	0	0	0	0	0	0
Commitment	0	0	0	0	0	0	0
Miscellaneous, Noncriminal	0	0	0	0	0	0	0
Suicide and Attempt	0	0	0	0	0	0	0
Mentally Ill	0	0	0	0	0	0	0
Accident, Traffic - Vehicle/Boat	0	0	0	0	0	0	0
Accident, Miscellaneous	0	0	0	0	0	0	0
Person Dead	0	0	0	0	0	0	0
<b>SUBTOTAL</b>	<b>0</b>	<b>0</b>	<b>0</b>	<b>0</b>	<b>0</b>	<b>0</b>	<b>0</b>
<b>GRAND TOTAL</b>	<b>39</b>	<b>35</b>	<b>34</b>	<b>43</b>	<b>51</b>	<b>53</b>	<b>68</b>



**LOS ANGELES COUNTY SHERIFF'S DEPARTMENT**  
**2019 WALNUT/DIAMOND BAR SHERIFF'S STATION**  
**MALE ADULT ARRESTS BY AGE**

	25-29	30-34	35-39	40-44	45-49	50+	Total
<b>PART I CRIMES</b>							
Criminal Homicide	0	0	0	0	0	0	0
Rape	1	0	0	0	0	0	2
Robbery	6	2	2	1	0	1	21
Aggravated Assault	14	10	20	6	8	15	83
Burglary	3	5	3	1	4	3	27
Larceny Theft	3	7	4	3	2	4	33
Grand Theft Auto	5	4	2	0	1	1	15
Arson	0	0	0	0	0	0	0
<b>SUBTOTAL</b>	<b>32</b>	<b>28</b>	<b>31</b>	<b>11</b>	<b>15</b>	<b>24</b>	<b>181</b>
<b>PART II CRIMES</b>							
Forgery	2	0	0	0	0	2	4
Fraud and NSF Checks	4	5	4	0	1	1	17
Sex Offense, Felony	2	2	1	1	0	4	10
Sex Offense, Misdemeanor	0	1	1	1	0	0	3
Non-aggravated Assault	9	6	13	4	4	6	48
Weapon	0	3	5	0	2	2	14
Offense Against Family	3	2	3	2	0	6	16
Narcotic	41	40	34	16	17	37	220
Liquor/Tobacco	0	0	0	0	0	0	1
Drunk - Alcohol/Drug	6	5	4	4	1	3	27
Disorderly Conduct	1	0	0	0	0	0	1
Vagrancy/Quality of Life	0	1	1	14	5	7	28
Gambling	0	0	0	0	0	0	0
Drunk Driving - Vehicle/Boat	13	16	11	5	4	11	80
Vehicle/Boating	104	101	62	52	39	73	565
Vandalism	2	2	2	0	0	1	8
Warrant	93	67	79	55	60	98	489
Receiving Stolen Property	3	1	2	0	2	2	11
Federal Offense Without Money	1	0	0	0	0	0	1
Federal Offense With Money	0	0	0	0	0	0	0
Felony, Miscellaneous	7	1	2	1	2	5	22
Misdemeanor, Miscellaneous	22	12	22	24	24	47	187
<b>SUBTOTAL</b>	<b>313</b>	<b>265</b>	<b>246</b>	<b>179</b>	<b>161</b>	<b>305</b>	<b>1,752</b>
<b>NONCRIMINAL INCIDENTS</b>							
Person Missing or Found	0	0	0	0	0	0	0
Juvenile, Noncriminal	0	0	0	0	0	0	0
Commitment	0	0	0	0	0	0	0
Miscellaneous, Noncriminal	2	1	1	1	0	3	8
Suicide and Attempt	0	0	0	0	0	0	0
Mentally Ill	0	0	0	0	0	0	0
Accident, Traffic - Vehicle/Boat	0	0	0	0	0	0	0
Accident, Miscellaneous	0	0	0	0	0	0	0
Person Dead	0	0	0	0	0	0	0
<b>SUBTOTAL</b>	<b>2</b>	<b>1</b>	<b>1</b>	<b>1</b>	<b>0</b>	<b>3</b>	<b>8</b>
<b>GRAND TOTAL</b>	<b>347</b>	<b>294</b>	<b>278</b>	<b>191</b>	<b>176</b>	<b>332</b>	<b>1,941</b>

**LOS ANGELES COUNTY SHERIFF'S DEPARTMENT**  
**2019 WALNUT/DIAMOND BAR SHERIFF'S STATION**  
**MALE JUVENILE ARRESTS BY AGE**

	0-10	11-12	13-14	15	16	17	Total
<b>PART I CRIMES</b>							
Criminal Homicide	0	0	0	0	0	0	0
Rape	0	0	0	0	0	0	0
Robbery	0	0	0	0	1	1	2
Aggravated Assault	0	0	0	3	0	6	9
Burglary	0	0	0	0	2	2	4
Larceny Theft	0	0	0	1	1	0	2
Grand Theft Auto	0	0	0	0	0	1	1
Arson	0	0	0	0	0	0	0
<b>SUBTOTAL</b>	<b>0</b>	<b>0</b>	<b>0</b>	<b>4</b>	<b>4</b>	<b>10</b>	<b>18</b>
<b>PART II CRIMES</b>							
Forgery	0	0	0	0	0	0	0
Fraud and NSF Checks	0	0	0	0	0	1	1
Sex Offense, Felony	0	0	0	1	1	0	2
Sex Offense, Misdemeanor	0	0	0	0	0	0	0
Non-aggravated Assault	0	0	0	1	0	0	1
Weapon	0	0	1	0	0	1	2
Offense Against Family	0	0	0	0	0	0	0
Narcotic	0	0	1	0	0	0	1
Liquor/Tobacco	0	0	0	0	0	0	0
Drunk - Alcohol/Drug	0	0	1	1	1	1	4
Disorderly Conduct	0	0	0	0	0	0	0
Vagrancy/Quality of Life	0	0	0	0	0	0	0
Gambling	0	0	0	0	0	0	0
Drunk Driving - Vehicle/Boat	0	0	0	0	0	0	0
Vehicle/Boating	0	0	1	1	1	4	7
Vandalism	0	0	0	1	1	0	2
Warrant	0	0	0	0	0	1	1
Receiving Stolen Property	0	0	0	0	0	0	0
Federal Offense Without Money	0	0	0	0	0	0	0
Federal Offense With Money	0	0	0	0	0	0	0
Felony, Miscellaneous	0	0	2	1	0	2	5
Misdemeanor, Miscellaneous	0	1	2	1	0	1	5
<b>SUBTOTAL</b>	<b>0</b>	<b>1</b>	<b>8</b>	<b>7</b>	<b>4</b>	<b>11</b>	<b>31</b>
<b>NONCRIMINAL INCIDENTS</b>							
Person Missing or Found	0	0	0	0	0	0	0
Juvenile, Noncriminal	0	0	0	0	0	0	0
Commitment	0	0	0	0	0	0	0
Miscellaneous, Noncriminal	0	0	0	0	0	1	1
Suicide and Attempt	0	0	0	0	0	0	0
Mentally Ill	0	0	0	0	0	0	0
Accident, Traffic - Vehicle/Boat	0	0	0	0	0	0	0
Accident, Miscellaneous	0	0	0	0	0	0	0
Person Dead	0	0	0	0	0	0	0
<b>SUBTOTAL</b>	<b>0</b>	<b>0</b>	<b>0</b>	<b>0</b>	<b>0</b>	<b>1</b>	<b>1</b>
<b>GRAND TOTAL</b>	<b>0</b>	<b>1</b>	<b>8</b>	<b>11</b>	<b>8</b>	<b>22</b>	<b>50</b>

LOS ANGELES COUNTY SHERIFF'S DEPARTMENT  
**2019 WALNUT/DIAMOND BAR SHERIFF'S STATION**  
**FEMALE ADULT ARRESTS BY AGE**

	18	19	20	21	22	23	24
<b>PART I CRIMES</b>							
Criminal Homicide	0	0	0	0	0	0	0
Rape	0	0	0	0	0	0	0
Robbery	1	1	0	0	0	1	0
Aggravated Assault	0	0	0	0	1	0	1
Burglary	2	0	1	0	1	0	0
Larceny Theft	1	0	0	1	0	0	0
Grand Theft Auto	1	0	0	1	0	1	0
Arson	0	0	0	0	0	0	0
<b>SUBTOTAL</b>	<b>5</b>	<b>1</b>	<b>1</b>	<b>2</b>	<b>2</b>	<b>2</b>	<b>1</b>
<b>PART II CRIMES</b>							
Forgery	0	0	0	0	0	0	0
Fraud and NSF Checks	0	1	0	2	0	0	0
Sex Offense, Felony	0	0	0	0	0	0	0
Sex Offense, Misdemeanor	0	0	0	0	0	0	0
Non-aggravated Assault	0	0	0	1	0	1	2
Weapon	0	0	0	0	0	0	0
Offense Against Family	0	0	0	0	0	0	1
Narcotic	0	2	2	0	3	4	7
Liquor/Tobacco	0	0	0	0	1	0	0
Drunk - Alcohol/Drug	0	0	1	0	0	0	1
Disorderly Conduct	0	0	0	0	0	0	0
Vagrancy/Quality of Life	0	0	0	0	1	0	0
Gambling	0	0	0	0	0	0	0
Drunk Driving - Vehicle/Boat	0	0	2	0	0	2	1
Vehicle/Boating	3	3	4	9	6	11	11
Vandalism	0	0	0	0	0	0	0
Warrant	0	0	3	0	2	4	3
Receiving Stolen Property	0	0	0	1	0	0	0
Federal Offense Without Money	0	0	0	0	0	0	0
Federal Offense With Money	0	0	0	0	0	0	0
Felony, Miscellaneous	0	0	1	0	0	0	0
Misdemeanor, Miscellaneous	0	1	3	1	0	1	0
<b>SUBTOTAL</b>	<b>3</b>	<b>7</b>	<b>16</b>	<b>14</b>	<b>13</b>	<b>23</b>	<b>26</b>
<b>NONCRIMINAL INCIDENTS</b>							
Person Missing or Found	0	0	0	0	0	0	0
Juvenile, Noncriminal	0	0	0	0	0	0	0
Commitment	0	0	0	0	0	0	0
Miscellaneous, Noncriminal	0	0	1	2	0	0	0
Suicide and Attempt	0	0	0	0	0	0	0
Mentally Ill	0	0	0	0	0	0	0
Accident, Traffic - Vehicle/Boat	0	0	0	0	0	0	0
Accident, Miscellaneous	0	0	0	0	0	0	0
Person Dead	0	0	0	0	0	0	0
<b>SUBTOTAL</b>	<b>0</b>	<b>0</b>	<b>1</b>	<b>2</b>	<b>0</b>	<b>0</b>	<b>0</b>
<b>GRAND TOTAL</b>	<b>8</b>	<b>8</b>	<b>18</b>	<b>18</b>	<b>15</b>	<b>25</b>	<b>27</b>

**LOS ANGELES COUNTY SHERIFF'S DEPARTMENT**  
**2019 WALNUT/DIAMOND BAR SHERIFF'S STATION**  
**FEMALE ADULT ARRESTS BY AGE**

	25-29	30-34	35-39	40-44	45-49	50+	Total
<b>PART I CRIMES</b>							
Criminal Homicide	0	0	0	0	0	0	0
Rape	0	0	0	0	0	0	0
Robbery	1	0	1	0	0	0	5
Aggravated Assault	5	3	3	1	4	4	22
Burglary	2	0	0	1	0	0	7
Larceny Theft	8	5	3	1	1	1	21
Grand Theft Auto	1	0	3	0	0	1	8
Arson	0	0	0	0	0	0	0
<b>SUBTOTAL</b>	<b>17</b>	<b>8</b>	<b>10</b>	<b>3</b>	<b>5</b>	<b>6</b>	<b>63</b>
<b>PART II CRIMES</b>							
Forgery	1	0	0	0	0	0	1
Fraud and NSF Checks	3	0	4	3	1	2	16
Sex Offense, Felony	0	0	0	0	0	0	0
Sex Offense, Misdemeanor	0	0	0	0	0	0	0
Non-aggravated Assault	2	3	1	3	0	3	16
Weapon	2	0	1	1	0	0	4
Offense Against Family	0	4	0	1	2	1	9
Narcotic	7	11	12	10	4	4	66
Liquor/Tobacco	0	0	0	0	0	0	1
Drunk - Alcohol/Drug	1	0	2	1	0	0	6
Disorderly Conduct	0	0	0	0	0	0	0
Vagrancy/Quality of Life	0	0	1	2	0	9	13
Gambling	0	0	0	0	0	0	0
Drunk Driving - Vehicle/Boat	1	2	0	1	3	1	13
Vehicle/Boating	36	33	35	25	20	22	218
Vandalism	0	0	0	0	0	0	0
Warrant	24	20	19	22	14	21	132
Receiving Stolen Property	1	1	0	0	0	0	3
Federal Offense Without Money	0	0	0	0	0	0	0
Federal Offense With Money	0	0	0	0	0	0	0
Felony, Miscellaneous	0	1	0	0	0	0	2
Misdemeanor, Miscellaneous	3	1	4	6	0	6	26
<b>SUBTOTAL</b>	<b>81</b>	<b>76</b>	<b>79</b>	<b>75</b>	<b>44</b>	<b>69</b>	<b>526</b>
<b>NONCRIMINAL INCIDENTS</b>							
Person Missing or Found	0	0	0	0	0	0	0
Juvenile, Noncriminal	0	0	0	0	0	0	0
Commitment	0	0	0	0	0	0	0
Miscellaneous, Noncriminal	1	0	1	0	1	0	6
Suicide and Attempt	0	0	0	0	0	0	0
Mentally Ill	0	0	0	0	0	0	0
Accident, Traffic - Vehicle/Boat	0	0	0	0	0	0	0
Accident, Miscellaneous	0	0	0	0	0	0	0
Person Dead	0	0	0	0	0	0	0
<b>SUBTOTAL</b>	<b>1</b>	<b>0</b>	<b>1</b>	<b>0</b>	<b>1</b>	<b>0</b>	<b>6</b>
<b>GRAND TOTAL</b>	<b>99</b>	<b>84</b>	<b>90</b>	<b>78</b>	<b>50</b>	<b>75</b>	<b>595</b>

LOS ANGELES COUNTY SHERIFF'S DEPARTMENT  
**2019 WALNUT/DIAMOND BAR SHERIFF'S STATION**  
**FEMALE JUVENILE ARRESTS BY AGE**

	0-10	11-12	13-14	15	16	17	Total
<b>PART I CRIMES</b>							
Criminal Homicide	0	0	0	0	0	0	0
Rape	0	0	0	0	0	0	0
Robbery	0	0	0	0	0	0	0
Aggravated Assault	0	0	0	0	0	0	0
Burglary	0	0	0	0	0	0	0
Larceny Theft	0	0	0	0	0	0	0
Grand Theft Auto	0	0	0	1	0	0	1
Arson	0	0	0	0	0	0	0
<b>SUBTOTAL</b>	<b>0</b>	<b>0</b>	<b>0</b>	<b>1</b>	<b>0</b>	<b>0</b>	<b>1</b>
<b>PART II CRIMES</b>							
Forgery	0	0	0	0	0	0	0
Fraud and NSF Checks	0	0	0	0	0	0	0
Sex Offense, Felony	0	0	0	0	0	0	0
Sex Offense, Misdemeanor	0	0	0	0	0	0	0
Non-aggravated Assault	0	0	2	1	0	0	3
Weapon	0	0	0	0	0	0	0
Offense Against Family	0	0	0	0	0	0	0
Narcotic	0	0	0	0	0	0	0
Liquor/Tobacco	0	0	0	0	0	0	0
Drunk - Alcohol/Drug	0	0	1	0	0	0	1
Disorderly Conduct	0	0	0	0	0	0	0
Vagrancy/Quality of Life	0	0	0	0	0	0	0
Gambling	0	0	0	0	0	0	0
Drunk Driving - Vehicle/Boat	0	0	0	0	0	0	0
Vehicle/Boating	0	0	1	0	0	0	1
Vandalism	0	0	0	0	0	0	0
Warrant	0	0	0	0	0	0	0
Receiving Stolen Property	0	0	0	0	0	0	0
Federal Offense Without Money	0	0	0	0	0	0	0
Federal Offense With Money	0	0	0	0	0	0	0
Felony, Miscellaneous	0	0	1	0	0	0	1
Misdemeanor, Miscellaneous	0	0	0	0	0	0	0
<b>SUBTOTAL</b>	<b>0</b>	<b>0</b>	<b>5</b>	<b>1</b>	<b>0</b>	<b>0</b>	<b>6</b>
<b>NONCRIMINAL INCIDENTS</b>							
Person Missing or Found	0	0	0	0	0	0	0
Juvenile, Noncriminal	0	0	0	0	0	0	0
Commitment	0	0	0	0	0	0	0
Miscellaneous, Noncriminal	0	0	0	0	0	0	0
Suicide and Attempt	0	0	0	0	0	0	0
Mentally Ill	0	0	0	0	0	0	0
Accident, Traffic - Vehicle/Boat	0	0	0	0	0	0	0
Accident, Miscellaneous	0	0	0	0	0	0	0
Person Dead	0	0	0	0	0	0	0
<b>SUBTOTAL</b>	<b>0</b>	<b>0</b>	<b>0</b>	<b>0</b>	<b>0</b>	<b>0</b>	<b>0</b>
<b>GRAND TOTAL</b>	<b>0</b>	<b>0</b>	<b>5</b>	<b>2</b>	<b>0</b>	<b>0</b>	<b>7</b>

**LOS ANGELES COUNTY SHERIFF'S DEPARTMENT**  
**2019 WALNUT/DIAMOND BAR SHERIFF'S STATION - UNINCORPORATED AREA**  
**INCIDENT AND ARREST SUMMARY**

	Reported Incidents	Adults Arrested	Juveniles Arrested	Total Arrested
<b>PART I CRIMES</b>				
Criminal Homicide	0	0	0	0
Rape	12	2	0	2
Robbery	29	16	1	17
Aggravated Assault	60	47	7	54
Burglary	274	15	1	16
Larceny Theft	667	28	0	28
Grand Theft Auto	90	13	0	13
Arson	0	0	0	0
<b>SUBTOTAL</b>	<b>1,132</b>	<b>121</b>	<b>9</b>	<b>130</b>
<b>PART II CRIMES</b>				
Forgery	101	4	0	4
Fraud and NSF Checks	210	18	0	18
Sex Offense, Felony	19	5	2	7
Sex Offense, Misdemeanor	13	0	0	0
Non-aggravated Assault	142	38	3	41
Weapon	16	13	1	14
Offense Against Family	17	12	0	12
Narcotic	149	201	1	202
Liquor/Tobacco	12	0	0	0
Drunk - Alcohol/Drug	22	17	4	21
Disorderly Conduct	10	0	0	0
Vagrancy/Quality of Life	35	33	0	33
Gambling	0	0	0	0
Drunk Driving - Vehicle/Boat	9	15	0	15
Vehicle/Boating	459	458	3	461
Vandalism	91	1	1	2
Warrant	3	347	0	347
Receiving Stolen Property	2	4	0	4
Federal Offense Without Money	0	0	0	0
Federal Offense With Money	3	0	0	0
Felony, Miscellaneous	24	11	2	13
Misdemeanor, Miscellaneous	149	141	3	144
<b>SUBTOTAL</b>	<b>1,486</b>	<b>1,318</b>	<b>20</b>	<b>1,338</b>
<b>NONCRIMINAL INCIDENTS</b>				
Person Missing or Found	46	0	0	0
Juvenile, Noncriminal	83	0	0	0
Commitment	0	0	0	0
Miscellaneous, Noncriminal	1,784	4	0	4
Suicide and Attempt	11	0	0	0
Mentally Ill	79	0	0	0
Accident, Traffic - Vehicle/Boat	2	0	0	0
Accident, Miscellaneous	0	0	0	0
Person Dead	14	0	0	0
<b>SUBTOTAL</b>	<b>2,019</b>	<b>4</b>	<b>0</b>	<b>4</b>
<b>CALENDAR YEAR 2019</b>	<b>4,637</b>	<b>1,443</b>	<b>29</b>	<b>1,472</b>
<b>CALENDAR YEAR 2018</b>	<b>3,785</b>	<b>1,269</b>	<b>14</b>	<b>1,283</b>
<b>% CHANGE 2018 TO 2019</b>	<b>23</b>	<b>14</b>	<b>107</b>	<b>15</b>

**LOS ANGELES COUNTY SHERIFF'S DEPARTMENT**  
**2019 WALNUT/DIAMOND BAR SHERIFF'S STATION - CITY OF DIAMOND BAR**  
**INCIDENT AND ARREST SUMMARY**

	Reported Incidents	Adults Arrested	Juveniles Arrested	Total Arrested
<b>PART I CRIMES</b>				
Criminal Homicide	1	0	0	0
Rape	5	0	0	0
Robbery	25	3	1	4
Aggravated Assault	42	36	1	37
Burglary	282	15	2	17
Larceny Theft	576	15	0	15
Grand Theft Auto	53	2	2	4
Arson	2	0	0	0
<b>SUBTOTAL</b>	<b>986</b>	<b>71</b>	<b>6</b>	<b>77</b>
<b>PART II CRIMES</b>				
Forgery	25	1	0	1
Fraud and NSF Checks	65	8	1	9
Sex Offense, Felony	7	4	0	4
Sex Offense, Misdemeanor	7	0	0	0
Non-aggravated Assault	88	17	1	18
Weapon	12	4	1	5
Offense Against Family	15	9	0	9
Narcotic	41	55	0	55
Liquor/Tobacco	0	1	0	1
Drunk - Alcohol/Drug	4	8	1	9
Disorderly Conduct	7	1	0	1
Vagrancy/Quality of Life	0	2	0	2
Gambling	0	0	0	0
Drunk Driving - Vehicle/Boat	51	50	0	50
Vehicle/Boating	301	194	3	197
Vandalism	74	5	0	5
Warrant	1	173	1	174
Receiving Stolen Property	1	5	0	5
Federal Offense Without Money	0	0	0	0
Federal Offense With Money	6	0	0	0
Felony, Miscellaneous	23	8	4	12
Misdemeanor, Miscellaneous	33	14	1	15
<b>SUBTOTAL</b>	<b>761</b>	<b>559</b>	<b>13</b>	<b>572</b>
<b>NONCRIMINAL INCIDENTS</b>				
Person Missing or Found	33	0	0	0
Juvenile, Noncriminal	77	0	0	0
Commitment	0	0	0	0
Miscellaneous, Noncriminal	952	9	1	10
Suicide and Attempt	5	0	0	0
Mentally Ill	85	0	0	0
Accident, Traffic - Vehicle/Boat	373	0	0	0
Accident, Miscellaneous	2	0	0	0
Person Dead	13	0	0	0
<b>SUBTOTAL</b>	<b>1,540</b>	<b>9</b>	<b>1</b>	<b>10</b>
<b>CALENDAR YEAR 2019</b>	<b>3,287</b>	<b>639</b>	<b>20</b>	<b>659</b>
<b>CALENDAR YEAR 2018</b>	<b>3,097</b>	<b>555</b>	<b>13</b>	<b>568</b>
<b>% CHANGE 2018 TO 2019</b>	<b>6</b>	<b>15</b>	<b>54</b>	<b>16</b>



**LOS ANGELES COUNTY SHERIFF'S DEPARTMENT**  
**2019 WALNUT/DIAMOND BAR SHERIFF'S STATION - CITY OF WALNUT**  
**INCIDENT AND ARREST SUMMARY**

	Reported Incidents	Adults Arrested	Juveniles Arrested	Total Arrested
<b>PART I CRIMES</b>				
Criminal Homicide	0	0	0	0
Rape	4	0	0	0
Robbery	14	7	0	7
Aggravated Assault	20	21	1	22
Burglary	152	3	1	4
Larceny Theft	208	6	2	8
Grand Theft Auto	27	5	0	5
Arson	0	0	0	0
<b>SUBTOTAL</b>	<b>425</b>	<b>42</b>	<b>4</b>	<b>46</b>
<b>PART II CRIMES</b>				
Forgery	16	0	0	0
Fraud and NSF Checks	26	6	0	6
Sex Offense, Felony	3	1	0	1
Sex Offense, Misdemeanor	7	0	0	0
Non-aggravated Assault	46	9	0	9
Weapon	4	1	0	1
Offense Against Family	3	4	0	4
Narcotic	17	26	0	26
Liquor/Tobacco	1	1	0	1
Drunk - Alcohol/Drug	4	7	0	7
Disorderly Conduct	4	0	0	0
Vagrancy/Quality of Life	3	6	0	6
Gambling	0	0	0	0
Drunk Driving - Vehicle/Boat	15	16	0	16
Vehicle/Boating	202	128	2	130
Vandalism	45	2	1	3
Warrant	1	79	0	79
Receiving Stolen Property	2	3	0	3
Federal Offense Without Money	0	1	0	1
Federal Offense With Money	4	0	0	0
Felony, Miscellaneous	8	3	0	3
Misdemeanor, Miscellaneous	77	52	1	53
<b>SUBTOTAL</b>	<b>488</b>	<b>345</b>	<b>4</b>	<b>349</b>
<b>NONCRIMINAL INCIDENTS</b>				
Person Missing or Found	29	0	0	0
Juvenile, Noncriminal	47	0	0	0
Commitment	0	0	0	0
Miscellaneous, Noncriminal	469	1	0	1
Suicide and Attempt	5	0	0	0
Mentally Ill	60	0	0	0
Accident, Traffic - Vehicle/Boat	288	0	0	0
Accident, Miscellaneous	9	0	0	0
Person Dead	12	0	0	0
<b>SUBTOTAL</b>	<b>919</b>	<b>1</b>	<b>0</b>	<b>1</b>
<b>CALENDAR YEAR 2019</b>	<b>1,832</b>	<b>388</b>	<b>8</b>	<b>396</b>
<b>CALENDAR YEAR 2018</b>	<b>1,695</b>	<b>353</b>	<b>7</b>	<b>360</b>
<b>% CHANGE 2018 TO 2019</b>	<b>8</b>	<b>10</b>	<b>14</b>	<b>10</b>

LOS ANGELES COUNTY SHERIFF'S DEPARTMENT  
**2019 WALNUT/DIAMOND BAR SHERIFF'S STATION - OTHER  
 INCIDENT AND ARREST SUMMARY**

	Reported Incidents	Adults Arrested	Juveniles Arrested	Total Arrested
<b>PART I CRIMES</b>				
Criminal Homicide	0	0	0	0
Rape	0	0	0	0
Robbery	0	0	0	0
Aggravated Assault	0	1	0	1
Burglary	0	1	0	1
Larceny Theft	0	5	0	5
Grand Theft Auto	0	3	0	3
Arson	0	0	0	0
<b>SUBTOTAL</b>	<b>0</b>	<b>10</b>	<b>0</b>	<b>10</b>
<b>PART II CRIMES</b>				
Forgery	0	0	0	0
Fraud and NSF Checks	0	1	0	1
Sex Offense, Felony	0	0	0	0
Sex Offense, Misdemeanor	0	3	0	3
Non-aggravated Assault	0	0	0	0
Weapon	0	0	0	0
Offense Against Family	0	0	0	0
Narcotic	0	4	0	4
Liquor/Tobacco	0	0	0	0
Drunk - Alcohol/Drug	0	1	0	1
Disorderly Conduct	0	0	0	0
Vagrancy/Quality of Life	0	0	0	0
Gambling	0	0	0	0
Drunk Driving - Vehicle/Boat	0	12	0	12
Vehicle/Boating	0	3	0	3
Vandalism	0	0	0	0
Warrant	0	22	0	22
Receiving Stolen Property	0	2	0	2
Federal Offense Without Money	0	0	0	0
Federal Offense With Money	0	0	0	0
Felony, Miscellaneous	0	2	0	2
Misdemeanor, Miscellaneous	0	6	0	6
<b>SUBTOTAL</b>	<b>0</b>	<b>56</b>	<b>0</b>	<b>56</b>
<b>NONCRIMINAL INCIDENTS</b>				
Person Missing or Found	0	0	0	0
Juvenile, Noncriminal	0	0	0	0
Commitment	0	0	0	0
Miscellaneous, Noncriminal	0	0	0	0
Suicide and Attempt	0	0	0	0
Mentally Ill	0	0	0	0
Accident, Traffic - Vehicle/Boat	0	0	0	0
Accident, Miscellaneous	0	0	0	0
Person Dead	0	0	0	0
<b>SUBTOTAL</b>	<b>0</b>	<b>0</b>	<b>0</b>	<b>0</b>
<b>CALENDAR YEAR 2019</b>	<b>0</b>	<b>66</b>	<b>0</b>	<b>66</b>
<b>CALENDAR YEAR 2018</b>	<b>0</b>	<b>158</b>	<b>0</b>	<b>158</b>
<b>% CHANGE 2018 TO 2019</b>	<b>N/C</b>	<b>-58</b>	<b>N/C</b>	<b>-58</b>





# COUNTYWIDE SERVICES DIVISION



LOS ANGELES COUNTY SHERIFF'S DEPARTMENT  
2019 COUNTYWIDE SERVICES DIVISION  
COMMUNITY COLLEGE BUREAU PATROL AREA MAP





**LOS ANGELES COUNTY SHERIFF'S DEPARTMENT  
2019 COUNTYWIDE SERVICES DIVISION  
COUNTY SERVICES BUREAU PATROL AREA MAP**





LOS ANGELES COUNTY SHERIFF'S DEPARTMENT  
2019 COUNTYWIDE SERVICES DIVISION  
PARKS BUREAU PATROL AREA MAP





**LOS ANGELES COUNTY SHERIFF'S DEPARTMENT  
2019 COUNTYWIDE SERVICES DIVISION  
INCIDENT AND ARREST SUMMARY**

	Reported Incidents	Adults Arrested	Juveniles Arrested	Total Arrested
<b>PART I CRIMES</b>				
Criminal Homicide	1	0	0	0
Rape	9	0	0	0
Robbery	50	1	3	4
Aggravated Assault	62	30	1	31
Burglary	83	8	0	8
Larceny Theft	566	10	0	10
Grand Theft Auto	41	5	1	6
Arson	16	2	0	2
<b>SUBTOTAL</b>	<b>828</b>	<b>56</b>	<b>5</b>	<b>61</b>
<b>PART II CRIMES</b>				
Forgery	3	2	0	2
Fraud and NSF Checks	13	3	0	3
Sex Offense, Felony	11	8	0	8
Sex Offense, Misdemeanor	46	9	1	10
Non-aggravated Assault	187	64	1	65
Weapon	19	8	0	8
Offense Against Family	2	0	0	0
Narcotic	42	45	0	45
Liquor/Tobacco	70	2	0	2
Drunk - Alcohol/Drug	5	5	0	5
Disorderly Conduct	11	1	0	1
Vagrancy/Quality of Life	0	2	0	2
Gambling	0	0	0	0
Drunk Driving - Vehicle/Boat	2	8	0	8
Vehicle/Boating	153	98	4	102
Vandalism	536	18	1	19
Warrant	0	158	1	159
Receiving Stolen Property	1	2	0	2
Federal Offense Without Money	0	0	0	0
Federal Offense With Money	5	0	0	0
Felony, Miscellaneous	43	13	1	14
Misdemeanor, Miscellaneous	60	120	6	126
<b>SUBTOTAL</b>	<b>1,209</b>	<b>566</b>	<b>15</b>	<b>581</b>
<b>NONCRIMINAL INCIDENTS</b>				
Person Missing or Found	32	0	0	0
Juvenile, Noncriminal	8	0	0	0
Commitment	1	0	0	0
Miscellaneous, Noncriminal	1,908	3	0	3
Suicide and Attempt	5	0	0	0
Mentally Ill	188	0	0	0
Accident, Traffic - Vehicle/Boat	55	0	0	0
Accident, Miscellaneous	51	0	0	0
Person Dead	9	0	0	0
<b>SUBTOTAL</b>	<b>2,257</b>	<b>3</b>	<b>0</b>	<b>3</b>
<b>CALENDAR YEAR 2019</b>	<b>4,294</b>	<b>625</b>	<b>20</b>	<b>645</b>
<b>CALENDAR YEAR 2018</b>	<b>2,077</b>	<b>350</b>	<b>10</b>	<b>360</b>
<b>% CHANGE 2018 TO 2019</b>	<b>107</b>	<b>79</b>	<b>100</b>	<b>79</b>

LOS ANGELES COUNTY SHERIFF'S DEPARTMENT  
2019 COUNTYWIDE SERVICES DIVISION  
COMMUNITY COLLEGE BUREAU PATROL AREA MAP



**LOS ANGELES COUNTY SHERIFF'S DEPARTMENT  
2019 COMMUNITY COLLEGE BUREAU  
SYNOPSIS**

	Calendar Year 2018	Calendar Year 2019	Percent Change (%)	Crime Rate Per 1,000 Enrollments	
				2018	2019
<b>TOTAL REPORTED INCIDENTS</b>	<b>738</b>	<b>644</b>	<b>-13</b>		
<b>PART I CRIMES</b>	<b>306</b>	<b>257</b>	<b>-16</b>	<b>N/A</b>	<b>N/A</b>
Criminal Homicide	0	0	N/C	N/A	N/A
Rape	0	5	N/C	N/A	N/A
Robbery	4	6	50	N/A	N/A
Aggravated Assault	13	2	-85	N/A	N/A
Burglary	39	43	10	N/A	N/A
Larceny Theft	231	180	-22	N/A	N/A
Grand Theft Auto	17	15	-12	N/A	N/A
Arson	2	6	200	N/A	N/A
<b>PART II CRIMES</b>	<b>242</b>	<b>208</b>	<b>-14</b>	<b>N/A</b>	<b>N/A</b>
<b>NONCRIMINAL INCIDENTS</b>	<b>190</b>	<b>179</b>	<b>-6</b>		
<b>TOTAL ARRESTS</b>	<b>74</b>	<b>53</b>	<b>-28</b>		
Adult Arrests	68	49	-28		
Juvenile Arrests	6	4	-33		

**PART I CRIMES STOLEN AND  
RECOVERED PROPERTY  
AMOUNT**

Stolen Property	N/A	N/A	N/C		
Recovered Property	N/A	N/A	N/C		
Percent Recovered (%)	N/A	N/A			

	Area in Square Miles 2019	Enrollments 2019	Crime Rate Per 1,000 Enrollments Part I Crimes		Percent Change (%)
			2018	2019	
<b>TOTAL AREA</b>	<b>N/A</b>	<b>N/A</b>	<b>N/A</b>	<b>N/A</b>	<b>N/A</b>
East LA College	N/A	N/A	N/A	N/A	N/A
LA City College	N/A	N/A	N/A	N/A	N/A
LA Harbor College	N/A	N/A	N/A	N/A	N/A
LA Mission College	N/A	N/A	N/A	N/A	N/A
LA Pierce College	N/A	N/A	N/A	N/A	N/A
LA Southwest College	N/A	N/A	N/A	N/A	N/A
LA Trade Tech College	N/A	N/A	N/A	N/A	N/A
LA Valley College	N/A	N/A	N/A	N/A	N/A
West LA College	N/A	N/A	N/A	N/A	N/A



**LOS ANGELES COUNTY SHERIFF'S DEPARTMENT  
2019 COMMUNITY COLLEGE BUREAU  
INCIDENT AND ARREST SUMMARY**

	Reported Incidents	Adults Arrested	Juveniles Arrested	Total Arrested
<b>PART I CRIMES</b>				
Criminal Homicide	0	0	0	0
Rape	5	0	0	0
Robbery	6	0	2	2
Aggravated Assault	2	2	1	3
Burglary	43	4	0	4
Larceny Theft	180	4	0	4
Grand Theft Auto	15	1	0	1
Arson	6	1	0	1
<b>SUBTOTAL</b>	<b>257</b>	<b>12</b>	<b>3</b>	<b>15</b>
<b>PART II CRIMES</b>				
Forgery	1	0	0	0
Fraud and NSF Checks	4	0	0	0
Sex Offense, Felony	2	2	0	2
Sex Offense, Misdemeanor	15	4	1	5
Non-aggravated Assault	34	8	0	8
Weapon	2	1	0	1
Offense Against Family	0	0	0	0
Narcotic	6	6	0	6
Liquor/Tobacco	0	0	0	0
Drunk - Alcohol/Drug	2	1	0	1
Disorderly Conduct	3	1	0	1
Vagrancy/Quality of Life	0	0	0	0
Gambling	0	0	0	0
Drunk Driving - Vehicle/Boat	0	1	0	1
Vehicle/Boating	34	1	0	1
Vandalism	76	1	0	1
Warrant	0	5	0	5
Receiving Stolen Property	0	0	0	0
Federal Offense Without Money	0	0	0	0
Federal Offense With Money	4	0	0	0
Felony, Miscellaneous	10	0	0	0
Misdemeanor, Miscellaneous	15	6	0	6
<b>SUBTOTAL</b>	<b>208</b>	<b>37</b>	<b>1</b>	<b>38</b>
<b>NONCRIMINAL INCIDENTS</b>				
Person Missing or Found	4	0	0	0
Juvenile, Noncriminal	0	0	0	0
Commitment	0	0	0	0
Miscellaneous, Noncriminal	109	0	0	0
Suicide and Attempt	1	0	0	0
Mentally Ill	28	0	0	0
Accident, Traffic - Vehicle/Boat	32	0	0	0
Accident, Miscellaneous	4	0	0	0
Person Dead	1	0	0	0
<b>SUBTOTAL</b>	<b>179</b>	<b>0</b>	<b>0</b>	<b>0</b>
<b>CALENDAR YEAR 2019</b>	<b>644</b>	<b>49</b>	<b>4</b>	<b>53</b>
<b>CALENDAR YEAR 2018</b>	<b>738</b>	<b>68</b>	<b>6</b>	<b>74</b>
<b>% CHANGE 2018 TO 2019</b>	<b>-13</b>	<b>-28</b>	<b>-33</b>	<b>-28</b>

**LOS ANGELES COUNTY SHERIFF'S DEPARTMENT**  
**2019 COMMUNITY COLLEGE BUREAU**  
**COMPARISON OF INCIDENTS BY COLLEGE**

	East LA College	LA City College	LA Harbor College	LA Mission College	LA Pierce College
<b>PART I CRIMES</b>					
Criminal Homicide	0	0	0	0	0
Rape	1	2	0	0	1
Robbery	2	1	1	0	0
Aggravated Assault	0	1	0	0	0
Burglary	5	14	5	0	1
Larceny Theft	29	27	7	6	14
Grand Theft Auto	7	1	1	0	0
Arson	3	2	0	1	0
<b>SUBTOTAL</b>	<b>47</b>	<b>48</b>	<b>14</b>	<b>7</b>	<b>16</b>
<b>PART II CRIMES</b>					
Forgery	1	0	0	0	0
Fraud and NSF Checks	1	0	0	0	2
Sex Offense, Felony	0	0	0	0	0
Sex Offense, Misdemeanor	0	2	2	0	2
Non-aggravated Assault	5	2	3	0	2
Weapon	0	1	0	0	0
Offense Against Family	0	0	0	0	0
Narcotic	0	3	0	0	0
Liquor/Tobacco	0	0	0	0	0
Drunk - Alcohol/Drug	0	0	1	0	1
Disorderly Conduct	0	0	0	0	2
Vagrancy/Quality of Life	0	0	0	0	0
Gambling	0	0	0	0	0
Drunk Driving - Vehicle/Boat	0	0	0	0	0
Vehicle/Boating	16	1	2	1	2
Vandalism	6	17	2	2	6
Warrant	0	0	0	0	0
Receiving Stolen Property	0	0	0	0	0
Federal Offense Without Money	0	0	0	0	0
Federal Offense With Money	0	0	4	0	0
Felony, Miscellaneous	1	1	0	1	3
Misdemeanor, Miscellaneous	3	1	0	0	0
<b>SUBTOTAL</b>	<b>33</b>	<b>28</b>	<b>14</b>	<b>4</b>	<b>20</b>
<b>NONCRIMINAL INCIDENTS</b>					
Person Missing or Found	2	1	0	0	0
Juvenile, Noncriminal	0	0	0	0	0
Commitment	0	0	0	0	0
Miscellaneous, Noncriminal	19	15	4	7	10
Suicide and Attempt	0	0	0	0	0
Mentally Ill	4	2	0	1	7
Accident, Traffic - Vehicle/Boat	6	1	6	2	7
Accident, Miscellaneous	0	0	0	0	0
Person Dead	0	0	0	0	0
<b>SUBTOTAL</b>	<b>31</b>	<b>19</b>	<b>10</b>	<b>10</b>	<b>24</b>
<b>CALENDAR YEAR 2019</b>	<b>111</b>	<b>95</b>	<b>38</b>	<b>21</b>	<b>60</b>
<b>CALENDAR YEAR 2018</b>	<b>155</b>	<b>122</b>	<b>38</b>	<b>21</b>	<b>102</b>
<b>% CHANGE 2018 TO 2019</b>	<b>-28</b>	<b>-22</b>	<b>0</b>	<b>0</b>	<b>-41</b>

**LOS ANGELES COUNTY SHERIFF'S DEPARTMENT**  
**2019 COMMUNITY COLLEGE BUREAU**  
**COMPARISON OF INCIDENTS BY COLLEGE**

	LA Southwest College	LA Trade Tech College	LA Valley College	West LA College	Total
<b>PART I CRIMES</b>					
Criminal Homicide	0	0	0	0	0
Rape	1	0	0	0	5
Robbery	1	1	0	0	6
Aggravated Assault	0	1	0	0	2
Burglary	1	14	3	0	43
Larceny Theft	16	67	7	7	180
Grand Theft Auto	2	2	2	0	15
Arson	0	0	0	0	6
<b>SUBTOTAL</b>	<b>21</b>	<b>85</b>	<b>12</b>	<b>7</b>	<b>257</b>
<b>PART II CRIMES</b>					
Forgery	0	0	0	0	1
Fraud and NSF Checks	0	0	0	1	4
Sex Offense, Felony	1	0	0	1	2
Sex Offense, Misdemeanor	1	6	2	0	15
Non-aggravated Assault	11	5	1	5	34
Weapon	0	1	0	0	2
Offense Against Family	0	0	0	0	0
Narcotic	0	2	0	1	6
Liquor/Tobacco	0	0	0	0	0
Drunk - Alcohol/Drug	0	0	0	0	2
Disorderly Conduct	1	0	0	0	3
Vagrancy/Quality of Life	0	0	0	0	0
Gambling	0	0	0	0	0
Drunk Driving - Vehicle/Boat	0	0	0	0	0
Vehicle/Boating	2	3	6	1	34
Vandalism	6	11	21	5	76
Warrant	0	0	0	0	0
Receiving Stolen Property	0	0	0	0	0
Federal Offense Without Money	0	0	0	0	0
Federal Offense With Money	0	0	0	0	4
Felony, Miscellaneous	3	1	0	0	10
Misdemeanor, Miscellaneous	0	9	1	1	15
<b>SUBTOTAL</b>	<b>25</b>	<b>38</b>	<b>31</b>	<b>15</b>	<b>208</b>
<b>NONCRIMINAL INCIDENTS</b>					
Person Missing or Found	1	0	0	0	4
Juvenile, Noncriminal	0	0	0	0	0
Commitment	0	0	0	0	0
Miscellaneous, Noncriminal	17	20	11	6	109
Suicide and Attempt	0	0	1	0	1
Mentally Ill	3	2	7	2	28
Accident, Traffic - Vehicle/Boat	3	0	3	4	32
Accident, Miscellaneous	0	1	2	1	4
Person Dead	0	0	0	1	1
<b>SUBTOTAL</b>	<b>24</b>	<b>23</b>	<b>24</b>	<b>14</b>	<b>179</b>
<b>CALENDAR YEAR 2019</b>	<b>70</b>	<b>146</b>	<b>67</b>	<b>36</b>	<b>644</b>
<b>CALENDAR YEAR 2018</b>	<b>46</b>	<b>151</b>	<b>69</b>	<b>34</b>	<b>738</b>
<b>% CHANGE 2018 TO 2019</b>	<b>52</b>	<b>-3</b>	<b>-3</b>	<b>6</b>	<b>-13</b>

**LOS ANGELES COUNTY SHERIFF'S DEPARTMENT**  
**2019 COMMUNITY COLLEGE BUREAU**  
**COMPARISON OF ARRESTS BY COLLEGE**

	East LA College	LA City College	LA Harbor College	LA Mission College	LA Pierce College
<b>PART I CRIMES</b>					
Criminal Homicide	0	0	0	0	0
Rape	0	0	0	0	0
Robbery	2	0	0	0	0
Aggravated Assault	1	0	0	0	0
Burglary	0	0	2	0	0
Larceny Theft	0	0	0	0	0
Grand Theft Auto	0	0	0	0	0
Arson	0	0	0	1	0
<b>SUBTOTAL</b>	<b>3</b>	<b>0</b>	<b>2</b>	<b>1</b>	<b>0</b>
<b>PART II CRIMES</b>					
Forgery	0	0	0	0	0
Fraud and NSF Checks	0	0	0	0	0
Sex Offense, Felony	0	0	1	0	0
Sex Offense, Misdemeanor	0	0	1	0	1
Non-aggravated Assault	0	2	0	0	0
Weapon	0	0	0	0	0
Offense Against Family	0	0	0	0	0
Narcotic	0	3	0	0	0
Liquor/Tobacco	0	0	0	0	0
Drunk - Alcohol/Drug	0	0	0	0	1
Disorderly Conduct	0	0	0	0	1
Vagrancy/Quality of Life	0	0	0	0	0
Gambling	0	0	0	0	0
Drunk Driving - Vehicle/Boat	0	1	0	0	0
Vehicle/Boating	0	0	0	0	0
Vandalism	0	0	0	0	0
Warrant	0	0	2	0	1
Receiving Stolen Property	0	0	0	0	0
Federal Offense Without Money	0	0	0	0	0
Federal Offense With Money	0	0	0	0	0
Felony, Miscellaneous	0	0	0	0	0
Misdemeanor, Miscellaneous	1	0	0	0	0
<b>SUBTOTAL</b>	<b>1</b>	<b>6</b>	<b>4</b>	<b>0</b>	<b>4</b>
<b>NONCRIMINAL INCIDENTS</b>					
Person Missing or Found	0	0	0	0	0
Juvenile, Noncriminal	0	0	0	0	0
Commitment	0	0	0	0	0
Miscellaneous, Noncriminal	0	0	0	0	0
Suicide and Attempt	0	0	0	0	0
Mentally Ill	0	0	0	0	0
Accident, Traffic - Vehicle/Boat	0	0	0	0	0
Accident, Miscellaneous	0	0	0	0	0
Person Dead	0	0	0	0	0
<b>SUBTOTAL</b>	<b>0</b>	<b>0</b>	<b>0</b>	<b>0</b>	<b>0</b>
<b>CALENDAR YEAR 2019</b>	<b>4</b>	<b>6</b>	<b>6</b>	<b>1</b>	<b>4</b>
<b>CALENDAR YEAR 2018</b>	<b>7</b>	<b>16</b>	<b>7</b>	<b>1</b>	<b>8</b>
<b>% CHANGE 2018 TO 2019</b>	<b>-43</b>	<b>-62</b>	<b>-14</b>	<b>0</b>	<b>-50</b>



**LOS ANGELES COUNTY SHERIFF'S DEPARTMENT**  
**2019 COMMUNITY COLLEGE BUREAU**  
**COMPARISON OF ARRESTS BY COLLEGE**

	LA Southwest College	LA Trade Tech College	LA Valley College	West LA College	Total
<b>PART I CRIMES</b>					
Criminal Homicide	0	0	0	0	0
Rape	0	0	0	0	0
Robbery	0	0	0	0	2
Aggravated Assault	1	1	0	0	3
Burglary	0	2	0	0	4
Larceny Theft	0	4	0	0	4
Grand Theft Auto	0	0	1	0	1
Arson	0	0	0	0	1
<b>SUBTOTAL</b>	<b>1</b>	<b>7</b>	<b>1</b>	<b>0</b>	<b>15</b>
<b>PART II CRIMES</b>					
Forgery	0	0	0	0	0
Fraud and NSF Checks	0	0	0	0	0
Sex Offense, Felony	1	0	0	0	2
Sex Offense, Misdemeanor	0	2	1	0	5
Non-aggravated Assault	2	3	0	1	8
Weapon	0	1	0	0	1
Offense Against Family	0	0	0	0	0
Narcotic	0	3	0	0	6
Liquor/Tobacco	0	0	0	0	0
Drunk - Alcohol/Drug	0	0	0	0	1
Disorderly Conduct	0	0	0	0	1
Vagrancy/Quality of Life	0	0	0	0	0
Gambling	0	0	0	0	0
Drunk Driving - Vehicle/Boat	0	0	0	0	1
Vehicle/Boating	0	1	0	0	1
Vandalism	1	0	0	0	1
Warrant	1	1	0	0	5
Receiving Stolen Property	0	0	0	0	0
Federal Offense Without Money	0	0	0	0	0
Federal Offense With Money	0	0	0	0	0
Felony, Miscellaneous	0	0	0	0	0
Misdemeanor, Miscellaneous	1	4	0	0	6
<b>SUBTOTAL</b>	<b>6</b>	<b>15</b>	<b>1</b>	<b>1</b>	<b>38</b>
<b>NONCRIMINAL INCIDENTS</b>					
Person Missing or Found	0	0	0	0	0
Juvenile, Noncriminal	0	0	0	0	0
Commitment	0	0	0	0	0
Miscellaneous, Noncriminal	0	0	0	0	0
Suicide and Attempt	0	0	0	0	0
Mentally Ill	0	0	0	0	0
Accident, Traffic - Vehicle/Boat	0	0	0	0	0
Accident, Miscellaneous	0	0	0	0	0
Person Dead	0	0	0	0	0
<b>SUBTOTAL</b>	<b>0</b>	<b>0</b>	<b>0</b>	<b>0</b>	<b>0</b>
<b>CALENDAR YEAR 2019</b>	<b>7</b>	<b>22</b>	<b>2</b>	<b>1</b>	<b>53</b>
<b>CALENDAR YEAR 2018</b>	<b>5</b>	<b>17</b>	<b>8</b>	<b>5</b>	<b>74</b>
<b>% CHANGE 2018 TO 2019</b>	<b>40</b>	<b>29</b>	<b>-75</b>	<b>-80</b>	<b>-28</b>

**LOS ANGELES COUNTY SHERIFF'S DEPARTMENT**  
**2019 COMMUNITY COLLEGE BUREAU**  
**COMPARISON OF ADULT ARRESTS BY COLLEGE**

	East LA College	LA City College	LA Harbor College	LA Mission College	LA Pierce College
<b>PART I CRIMES</b>					
Criminal Homicide	0	0	0	0	0
Rape	0	0	0	0	0
Robbery	0	0	0	0	0
Aggravated Assault	1	0	0	0	0
Burglary	0	0	2	0	0
Larceny Theft	0	0	0	0	0
Grand Theft Auto	0	0	0	0	0
Arson	0	0	0	1	0
<b>SUBTOTAL</b>	<b>1</b>	<b>0</b>	<b>2</b>	<b>1</b>	<b>0</b>
<b>PART II CRIMES</b>					
Forgery	0	0	0	0	0
Fraud and NSF Checks	0	0	0	0	0
Sex Offense, Felony	0	0	1	0	0
Sex Offense, Misdemeanor	0	0	1	0	1
Non-aggravated Assault	0	2	0	0	0
Weapon	0	0	0	0	0
Offense Against Family	0	0	0	0	0
Narcotic	0	3	0	0	0
Liquor/Tobacco	0	0	0	0	0
Drunk - Alcohol/Drug	0	0	0	0	1
Disorderly Conduct	0	0	0	0	1
Vagrancy/Quality of Life	0	0	0	0	0
Gambling	0	0	0	0	0
Drunk Driving - Vehicle/Boat	0	1	0	0	0
Vehicle/Boating	0	0	0	0	0
Vandalism	0	0	0	0	0
Warrant	0	0	2	0	1
Receiving Stolen Property	0	0	0	0	0
Federal Offense Without Money	0	0	0	0	0
Federal Offense With Money	0	0	0	0	0
Felony, Miscellaneous	0	0	0	0	0
Misdemeanor, Miscellaneous	1	0	0	0	0
<b>SUBTOTAL</b>	<b>1</b>	<b>6</b>	<b>4</b>	<b>0</b>	<b>4</b>
<b>NONCRIMINAL INCIDENTS</b>					
Person Missing or Found	0	0	0	0	0
Juvenile, Noncriminal	0	0	0	0	0
Commitment	0	0	0	0	0
Miscellaneous, Noncriminal	0	0	0	0	0
Suicide and Attempt	0	0	0	0	0
Mentally Ill	0	0	0	0	0
Accident, Traffic - Vehicle/Boat	0	0	0	0	0
Accident, Miscellaneous	0	0	0	0	0
Person Dead	0	0	0	0	0
<b>SUBTOTAL</b>	<b>0</b>	<b>0</b>	<b>0</b>	<b>0</b>	<b>0</b>
<b>CALENDAR YEAR 2019</b>	<b>2</b>	<b>6</b>	<b>6</b>	<b>1</b>	<b>4</b>
<b>CALENDAR YEAR 2018</b>	<b>7</b>	<b>11</b>	<b>6</b>	<b>1</b>	<b>8</b>
<b>% CHANGE 2018 TO 2019</b>	<b>-71</b>	<b>-45</b>	<b>0</b>	<b>0</b>	<b>-50</b>

**LOS ANGELES COUNTY SHERIFF'S DEPARTMENT**  
**2019 COMMUNITY COLLEGE BUREAU**  
**COMPARISON OF ADULT ARRESTS BY COLLEGE**

	LA Southwest College	LA Trade Tech College	LA Valley College	West LA College	Total
<b>PART I CRIMES</b>					
Criminal Homicide	0	0	0	0	0
Rape	0	0	0	0	0
Robbery	0	0	0	0	0
Aggravated Assault	0	1	0	0	2
Burglary	0	2	0	0	4
Larceny Theft	0	4	0	0	4
Grand Theft Auto	0	0	1	0	1
Arson	0	0	0	0	1
<b>SUBTOTAL</b>	<b>0</b>	<b>7</b>	<b>1</b>	<b>0</b>	<b>12</b>
<b>PART II CRIMES</b>					
Forgery	0	0	0	0	0
Fraud and NSF Checks	0	0	0	0	0
Sex Offense, Felony	1	0	0	0	2
Sex Offense, Misdemeanor	0	2	0	0	4
Non-aggravated Assault	2	3	0	1	8
Weapon	0	1	0	0	1
Offense Against Family	0	0	0	0	0
Narcotic	0	3	0	0	6
Liquor/Tobacco	0	0	0	0	0
Drunk - Alcohol/Drug	0	0	0	0	1
Disorderly Conduct	0	0	0	0	1
Vagrancy/Quality of Life	0	0	0	0	0
Gambling	0	0	0	0	0
Drunk Driving - Vehicle/Boat	0	0	0	0	1
Vehicle/Boating	0	1	0	0	1
Vandalism	1	0	0	0	1
Warrant	1	1	0	0	5
Receiving Stolen Property	0	0	0	0	0
Federal Offense Without Money	0	0	0	0	0
Federal Offense With Money	0	0	0	0	0
Felony, Miscellaneous	0	0	0	0	0
Misdemeanor, Miscellaneous	1	4	0	0	6
<b>SUBTOTAL</b>	<b>6</b>	<b>15</b>	<b>0</b>	<b>1</b>	<b>37</b>
<b>NONCRIMINAL INCIDENTS</b>					
Person Missing or Found	0	0	0	0	0
Juvenile, Noncriminal	0	0	0	0	0
Commitment	0	0	0	0	0
Miscellaneous, Noncriminal	0	0	0	0	0
Suicide and Attempt	0	0	0	0	0
Mentally Ill	0	0	0	0	0
Accident, Traffic - Vehicle/Boat	0	0	0	0	0
Accident, Miscellaneous	0	0	0	0	0
Person Dead	0	0	0	0	0
<b>SUBTOTAL</b>	<b>0</b>	<b>0</b>	<b>0</b>	<b>0</b>	<b>0</b>
<b>CALENDAR YEAR 2019</b>	<b>6</b>	<b>22</b>	<b>1</b>	<b>1</b>	<b>49</b>
<b>CALENDAR YEAR 2018</b>	<b>5</b>	<b>17</b>	<b>8</b>	<b>5</b>	<b>68</b>
<b>% CHANGE 2018 TO 2019</b>	<b>20</b>	<b>29</b>	<b>-88</b>	<b>-80</b>	<b>-28</b>

**LOS ANGELES COUNTY SHERIFF'S DEPARTMENT**  
**2019 COMMUNITY COLLEGE BUREAU**  
**COMPARISON OF JUVENILE ARRESTS BY COLLEGE**

	East LA College	LA City College	LA Harbor College	LA Mission College	LA Pierce College
<b>PART I CRIMES</b>					
Criminal Homicide	0	0	0	0	0
Rape	0	0	0	0	0
Robbery	2	0	0	0	0
Aggravated Assault	0	0	0	0	0
Burglary	0	0	0	0	0
Larceny Theft	0	0	0	0	0
Grand Theft Auto	0	0	0	0	0
Arson	0	0	0	0	0
<b>SUBTOTAL</b>	<b>2</b>	<b>0</b>	<b>0</b>	<b>0</b>	<b>0</b>
<b>PART II CRIMES</b>					
Forgery	0	0	0	0	0
Fraud and NSF Checks	0	0	0	0	0
Sex Offense, Felony	0	0	0	0	0
Sex Offense, Misdemeanor	0	0	0	0	0
Non-aggravated Assault	0	0	0	0	0
Weapon	0	0	0	0	0
Offense Against Family	0	0	0	0	0
Narcotic	0	0	0	0	0
Liquor/Tobacco	0	0	0	0	0
Drunk - Alcohol/Drug	0	0	0	0	0
Disorderly Conduct	0	0	0	0	0
Vagrancy/Quality of Life	0	0	0	0	0
Gambling	0	0	0	0	0
Drunk Driving - Vehicle/Boat	0	0	0	0	0
Vehicle/Boating	0	0	0	0	0
Vandalism	0	0	0	0	0
Warrant	0	0	0	0	0
Receiving Stolen Property	0	0	0	0	0
Federal Offense Without Money	0	0	0	0	0
Federal Offense With Money	0	0	0	0	0
Felony, Miscellaneous	0	0	0	0	0
Misdemeanor, Miscellaneous	0	0	0	0	0
<b>SUBTOTAL</b>	<b>0</b>	<b>0</b>	<b>0</b>	<b>0</b>	<b>0</b>
<b>NONCRIMINAL INCIDENTS</b>					
Person Missing or Found	0	0	0	0	0
Juvenile, Noncriminal	0	0	0	0	0
Commitment	0	0	0	0	0
Miscellaneous, Noncriminal	0	0	0	0	0
Suicide and Attempt	0	0	0	0	0
Mentally Ill	0	0	0	0	0
Accident, Traffic - Vehicle/Boat	0	0	0	0	0
Accident, Miscellaneous	0	0	0	0	0
Person Dead	0	0	0	0	0
<b>SUBTOTAL</b>	<b>0</b>	<b>0</b>	<b>0</b>	<b>0</b>	<b>0</b>
<b>CALENDAR YEAR 2019</b>	<b>2</b>	<b>0</b>	<b>0</b>	<b>0</b>	<b>0</b>
<b>CALENDAR YEAR 2018</b>	<b>0</b>	<b>5</b>	<b>1</b>	<b>0</b>	<b>0</b>
<b>% CHANGE 2018 TO 2019</b>	<b>N/C</b>	<b>-100</b>	<b>-100</b>	<b>N/C</b>	<b>N/C</b>

**LOS ANGELES COUNTY SHERIFF'S DEPARTMENT**  
**2019 COMMUNITY COLLEGE BUREAU**  
**COMPARISON OF JUVENILE ARRESTS BY COLLEGE**

	LA Southwest College	LA Trade Tech College	LA Valley College	West LA College	Total
<b>PART I CRIMES</b>					
Criminal Homicide	0	0	0	0	0
Rape	0	0	0	0	0
Robbery	0	0	0	0	2
Aggravated Assault	1	0	0	0	1
Burglary	0	0	0	0	0
Larceny Theft	0	0	0	0	0
Grand Theft Auto	0	0	0	0	0
Arson	0	0	0	0	0
<b>SUBTOTAL</b>	<b>1</b>	<b>0</b>	<b>0</b>	<b>0</b>	<b>3</b>
<b>PART II CRIMES</b>					
Forgery	0	0	0	0	0
Fraud and NSF Checks	0	0	0	0	0
Sex Offense, Felony	0	0	0	0	0
Sex Offense, Misdemeanor	0	0	1	0	1
Non-aggravated Assault	0	0	0	0	0
Weapon	0	0	0	0	0
Offense Against Family	0	0	0	0	0
Narcotic	0	0	0	0	0
Liquor/Tobacco	0	0	0	0	0
Drunk - Alcohol/Drug	0	0	0	0	0
Disorderly Conduct	0	0	0	0	0
Vagrancy/Quality of Life	0	0	0	0	0
Gambling	0	0	0	0	0
Drunk Driving - Vehicle/Boat	0	0	0	0	0
Vehicle/Boating	0	0	0	0	0
Vandalism	0	0	0	0	0
Warrant	0	0	0	0	0
Receiving Stolen Property	0	0	0	0	0
Federal Offense Without Money	0	0	0	0	0
Federal Offense With Money	0	0	0	0	0
Felony, Miscellaneous	0	0	0	0	0
Misdemeanor, Miscellaneous	0	0	0	0	0
<b>SUBTOTAL</b>	<b>0</b>	<b>0</b>	<b>1</b>	<b>0</b>	<b>1</b>
<b>NONCRIMINAL INCIDENTS</b>					
Person Missing or Found	0	0	0	0	0
Juvenile, Noncriminal	0	0	0	0	0
Commitment	0	0	0	0	0
Miscellaneous, Noncriminal	0	0	0	0	0
Suicide and Attempt	0	0	0	0	0
Mentally Ill	0	0	0	0	0
Accident, Traffic - Vehicle/Boat	0	0	0	0	0
Accident, Miscellaneous	0	0	0	0	0
Person Dead	0	0	0	0	0
<b>SUBTOTAL</b>	<b>0</b>	<b>0</b>	<b>0</b>	<b>0</b>	<b>0</b>
<b>CALENDAR YEAR 2019</b>	<b>1</b>	<b>0</b>	<b>1</b>	<b>0</b>	<b>4</b>
<b>CALENDAR YEAR 2018</b>	<b>0</b>	<b>0</b>	<b>0</b>	<b>0</b>	<b>6</b>
<b>% CHANGE 2018 TO 2019</b>	<b>N/C</b>	<b>N/C</b>	<b>N/C</b>	<b>N/C</b>	<b>-33</b>

**LOS ANGELES COUNTY SHERIFF'S DEPARTMENT  
2019 COMMUNITY COLLEGE BUREAU  
MALE ADULT ARRESTS BY AGE**

	18	19	20	21	22	23	24
<b>PART I CRIMES</b>							
Criminal Homicide	0	0	0	0	0	0	0
Rape	0	0	0	0	0	0	0
Robbery	0	0	0	0	0	0	0
Aggravated Assault	0	0	0	0	0	0	1
Burglary	0	0	0	0	0	0	0
Larceny Theft	0	0	0	0	1	0	0
Grand Theft Auto	0	0	0	0	0	0	0
Arson	0	0	0	0	0	0	0
<b>SUBTOTAL</b>	<b>0</b>	<b>0</b>	<b>0</b>	<b>0</b>	<b>1</b>	<b>0</b>	<b>1</b>
<b>PART II CRIMES</b>							
Forgery	0	0	0	0	0	0	0
Fraud and NSF Checks	0	0	0	0	0	0	0
Sex Offense, Felony	0	0	0	0	0	0	0
Sex Offense, Misdemeanor	1	2	1	0	0	0	0
Non-aggravated Assault	0	0	0	0	0	0	0
Weapon	0	0	0	0	1	0	0
Offense Against Family	0	0	0	0	0	0	0
Narcotic	0	0	0	2	0	0	0
Liquor/Tobacco	0	0	0	0	0	0	0
Drunk - Alcohol/Drug	0	0	0	0	0	0	1
Disorderly Conduct	0	0	0	0	0	0	0
Vagrancy/Quality of Life	0	0	0	0	0	0	0
Gambling	0	0	0	0	0	0	0
Drunk Driving - Vehicle/Boat	0	0	0	0	0	0	0
Vehicle/Boating	0	0	0	0	0	0	0
Vandalism	0	0	0	0	0	0	0
Warrant	0	0	0	0	0	0	0
Receiving Stolen Property	0	0	0	0	0	0	0
Federal Offense Without Money	0	0	0	0	0	0	0
Federal Offense With Money	0	0	0	0	0	0	0
Felony, Miscellaneous	0	0	0	0	0	0	0
Misdemeanor, Miscellaneous	0	1	0	0	0	0	0
<b>SUBTOTAL</b>	<b>1</b>	<b>3</b>	<b>1</b>	<b>2</b>	<b>1</b>	<b>0</b>	<b>1</b>
<b>NONCRIMINAL INCIDENTS</b>							
Person Missing or Found	0	0	0	0	0	0	0
Juvenile, Noncriminal	0	0	0	0	0	0	0
Commitment	0	0	0	0	0	0	0
Miscellaneous, Noncriminal	0	0	0	0	0	0	0
Suicide and Attempt	0	0	0	0	0	0	0
Mentally Ill	0	0	0	0	0	0	0
Accident, Traffic - Vehicle/Boat	0	0	0	0	0	0	0
Accident, Miscellaneous	0	0	0	0	0	0	0
Person Dead	0	0	0	0	0	0	0
<b>SUBTOTAL</b>	<b>0</b>	<b>0</b>	<b>0</b>	<b>0</b>	<b>0</b>	<b>0</b>	<b>0</b>
<b>GRAND TOTAL</b>	<b>1</b>	<b>3</b>	<b>1</b>	<b>2</b>	<b>2</b>	<b>0</b>	<b>2</b>

**LOS ANGELES COUNTY SHERIFF'S DEPARTMENT  
2019 COMMUNITY COLLEGE BUREAU  
MALE ADULT ARRESTS BY AGE**

	25-29	30-34	35-39	40-44	45-49	50+	Total
<b>PART I CRIMES</b>							
Criminal Homicide	0	0	0	0	0	0	0
Rape	0	0	0	0	0	0	0
Robbery	0	0	0	0	0	0	0
Aggravated Assault	0	0	1	0	0	0	2
Burglary	3	0	0	0	0	0	3
Larceny Theft	1	0	0	2	0	0	4
Grand Theft Auto	0	1	0	0	0	0	1
Arson	0	0	0	0	0	1	1
<b>SUBTOTAL</b>	<b>4</b>	<b>1</b>	<b>1</b>	<b>2</b>	<b>0</b>	<b>1</b>	<b>11</b>
<b>PART II CRIMES</b>							
Forgery	0	0	0	0	0	0	0
Fraud and NSF Checks	0	0	0	0	0	0	0
Sex Offense, Felony	0	0	0	1	1	0	2
Sex Offense, Misdemeanor	0	0	0	0	0	0	4
Non-aggravated Assault	1	0	0	1	2	2	6
Weapon	0	0	0	0	0	0	1
Offense Against Family	0	0	0	0	0	0	0
Narcotic	3	0	0	1	0	0	6
Liquor/Tobacco	0	0	0	0	0	0	0
Drunk - Alcohol/Drug	0	0	0	0	0	0	1
Disorderly Conduct	0	1	0	0	0	0	1
Vagrancy/Quality of Life	0	0	0	0	0	0	0
Gambling	0	0	0	0	0	0	0
Drunk Driving - Vehicle/Boat	0	0	0	0	0	0	0
Vehicle/Boating	1	0	0	0	0	0	1
Vandalism	0	0	0	0	0	0	0
Warrant	2	0	2	0	0	1	5
Receiving Stolen Property	0	0	0	0	0	0	0
Federal Offense Without Money	0	0	0	0	0	0	0
Federal Offense With Money	0	0	0	0	0	0	0
Felony, Miscellaneous	0	0	0	0	0	0	0
Misdemeanor, Miscellaneous	1	0	2	2	0	0	6
<b>SUBTOTAL</b>	<b>8</b>	<b>1</b>	<b>4</b>	<b>5</b>	<b>3</b>	<b>3</b>	<b>33</b>
<b>NONCRIMINAL INCIDENTS</b>							
Person Missing or Found	0	0	0	0	0	0	0
Juvenile, Noncriminal	0	0	0	0	0	0	0
Commitment	0	0	0	0	0	0	0
Miscellaneous, Noncriminal	0	0	0	0	0	0	0
Suicide and Attempt	0	0	0	0	0	0	0
Mentally Ill	0	0	0	0	0	0	0
Accident, Traffic - Vehicle/Boat	0	0	0	0	0	0	0
Accident, Miscellaneous	0	0	0	0	0	0	0
Person Dead	0	0	0	0	0	0	0
<b>SUBTOTAL</b>	<b>0</b>	<b>0</b>	<b>0</b>	<b>0</b>	<b>0</b>	<b>0</b>	<b>0</b>
<b>GRAND TOTAL</b>	<b>12</b>	<b>2</b>	<b>5</b>	<b>7</b>	<b>3</b>	<b>4</b>	<b>44</b>



**LOS ANGELES COUNTY SHERIFF'S DEPARTMENT  
2019 COMMUNITY COLLEGE BUREAU  
MALE JUVENILE ARRESTS BY AGE**

	0-10	11-12	13-14	15	16	17	Total
<b>PART I CRIMES</b>							
Criminal Homicide	0	0	0	0	0	0	0
Rape	0	0	0	0	0	0	0
Robbery	0	0	0	0	0	0	0
Aggravated Assault	0	0	0	0	0	0	0
Burglary	0	0	0	0	0	0	0
Larceny Theft	0	0	0	0	0	0	0
Grand Theft Auto	0	0	0	0	0	0	0
Arson	0	0	0	0	0	0	0
<b>SUBTOTAL</b>	<b>0</b>	<b>0</b>	<b>0</b>	<b>0</b>	<b>0</b>	<b>0</b>	<b>0</b>
<b>PART II CRIMES</b>							
Forgery	0	0	0	0	0	0	0
Fraud and NSF Checks	0	0	0	0	0	0	0
Sex Offense, Felony	0	0	0	0	0	0	0
Sex Offense, Misdemeanor	0	0	0	0	0	1	1
Non-aggravated Assault	0	0	0	0	0	0	0
Weapon	0	0	0	0	0	0	0
Offense Against Family	0	0	0	0	0	0	0
Narcotic	0	0	0	0	0	0	0
Liquor/Tobacco	0	0	0	0	0	0	0
Drunk - Alcohol/Drug	0	0	0	0	0	0	0
Disorderly Conduct	0	0	0	0	0	0	0
Vagrancy/Quality of Life	0	0	0	0	0	0	0
Gambling	0	0	0	0	0	0	0
Drunk Driving - Vehicle/Boat	0	0	0	0	0	0	0
Vehicle/Boating	0	0	0	0	0	0	0
Vandalism	0	0	0	0	0	0	0
Warrant	0	0	0	0	0	0	0
Receiving Stolen Property	0	0	0	0	0	0	0
Federal Offense Without Money	0	0	0	0	0	0	0
Federal Offense With Money	0	0	0	0	0	0	0
Felony, Miscellaneous	0	0	0	0	0	0	0
Misdemeanor, Miscellaneous	0	0	0	0	0	0	0
<b>SUBTOTAL</b>	<b>0</b>	<b>0</b>	<b>0</b>	<b>0</b>	<b>0</b>	<b>1</b>	<b>1</b>
<b>NONCRIMINAL INCIDENTS</b>							
Person Missing or Found	0	0	0	0	0	0	0
Juvenile, Noncriminal	0	0	0	0	0	0	0
Commitment	0	0	0	0	0	0	0
Miscellaneous, Noncriminal	0	0	0	0	0	0	0
Suicide and Attempt	0	0	0	0	0	0	0
Mentally Ill	0	0	0	0	0	0	0
Accident, Traffic - Vehicle/Boat	0	0	0	0	0	0	0
Accident, Miscellaneous	0	0	0	0	0	0	0
Person Dead	0	0	0	0	0	0	0
<b>SUBTOTAL</b>	<b>0</b>	<b>0</b>	<b>0</b>	<b>0</b>	<b>0</b>	<b>0</b>	<b>0</b>
<b>GRAND TOTAL</b>	<b>0</b>	<b>0</b>	<b>0</b>	<b>0</b>	<b>0</b>	<b>1</b>	<b>1</b>

**LOS ANGELES COUNTY SHERIFF'S DEPARTMENT  
2019 COMMUNITY COLLEGE BUREAU  
FEMALE ADULT ARRESTS BY AGE**

	18	19	20	21	22	23	24
<b>PART I CRIMES</b>							
Criminal Homicide	0	0	0	0	0	0	0
Rape	0	0	0	0	0	0	0
Robbery	0	0	0	0	0	0	0
Aggravated Assault	0	0	0	0	0	0	0
Burglary	0	0	0	0	0	0	0
Larceny Theft	0	0	0	0	0	0	0
Grand Theft Auto	0	0	0	0	0	0	0
Arson	0	0	0	0	0	0	0
<b>SUBTOTAL</b>	<b>0</b>	<b>0</b>	<b>0</b>	<b>0</b>	<b>0</b>	<b>0</b>	<b>0</b>
<b>PART II CRIMES</b>							
Forgery	0	0	0	0	0	0	0
Fraud and NSF Checks	0	0	0	0	0	0	0
Sex Offense, Felony	0	0	0	0	0	0	0
Sex Offense, Misdemeanor	0	0	0	0	0	0	0
Non-aggravated Assault	0	0	0	0	0	0	0
Weapon	0	0	0	0	0	0	0
Offense Against Family	0	0	0	0	0	0	0
Narcotic	0	0	0	0	0	0	0
Liquor/Tobacco	0	0	0	0	0	0	0
Drunk - Alcohol/Drug	0	0	0	0	0	0	0
Disorderly Conduct	0	0	0	0	0	0	0
Vagrancy/Quality of Life	0	0	0	0	0	0	0
Gambling	0	0	0	0	0	0	0
Drunk Driving - Vehicle/Boat	0	0	0	0	0	0	0
Vehicle/Boating	0	0	0	0	0	0	0
Vandalism	0	0	0	0	0	1	0
Warrant	0	0	0	0	0	0	0
Receiving Stolen Property	0	0	0	0	0	0	0
Federal Offense Without Money	0	0	0	0	0	0	0
Federal Offense With Money	0	0	0	0	0	0	0
Felony, Miscellaneous	0	0	0	0	0	0	0
Misdemeanor, Miscellaneous	0	0	0	0	0	0	0
<b>SUBTOTAL</b>	<b>0</b>	<b>0</b>	<b>0</b>	<b>0</b>	<b>0</b>	<b>1</b>	<b>0</b>
<b>NONCRIMINAL INCIDENTS</b>							
Person Missing or Found	0	0	0	0	0	0	0
Juvenile, Noncriminal	0	0	0	0	0	0	0
Commitment	0	0	0	0	0	0	0
Miscellaneous, Noncriminal	0	0	0	0	0	0	0
Suicide and Attempt	0	0	0	0	0	0	0
Mentally Ill	0	0	0	0	0	0	0
Accident, Traffic - Vehicle/Boat	0	0	0	0	0	0	0
Accident, Miscellaneous	0	0	0	0	0	0	0
Person Dead	0	0	0	0	0	0	0
<b>SUBTOTAL</b>	<b>0</b>	<b>0</b>	<b>0</b>	<b>0</b>	<b>0</b>	<b>0</b>	<b>0</b>
<b>GRAND TOTAL</b>	<b>0</b>	<b>0</b>	<b>0</b>	<b>0</b>	<b>0</b>	<b>1</b>	<b>0</b>

**LOS ANGELES COUNTY SHERIFF'S DEPARTMENT  
2019 COMMUNITY COLLEGE BUREAU  
FEMALE ADULT ARRESTS BY AGE**

	25-29	30-34	35-39	40-44	45-49	50+	Total
<b>PART I CRIMES</b>							
Criminal Homicide	0	0	0	0	0	0	0
Rape	0	0	0	0	0	0	0
Robbery	0	0	0	0	0	0	0
Aggravated Assault	0	0	0	0	0	0	0
Burglary	0	0	1	0	0	0	1
Larceny Theft	0	0	0	0	0	0	0
Grand Theft Auto	0	0	0	0	0	0	0
Arson	0	0	0	0	0	0	0
<b>SUBTOTAL</b>	<b>0</b>	<b>0</b>	<b>1</b>	<b>0</b>	<b>0</b>	<b>0</b>	<b>1</b>
<b>PART II CRIMES</b>							
Forgery	0	0	0	0	0	0	0
Fraud and NSF Checks	0	0	0	0	0	0	0
Sex Offense, Felony	0	0	0	0	0	0	0
Sex Offense, Misdemeanor	0	0	0	0	0	0	0
Non-aggravated Assault	1	0	1	0	0	0	2
Weapon	0	0	0	0	0	0	0
Offense Against Family	0	0	0	0	0	0	0
Narcotic	0	0	0	0	0	0	0
Liquor/Tobacco	0	0	0	0	0	0	0
Drunk - Alcohol/Drug	0	0	0	0	0	0	0
Disorderly Conduct	0	0	0	0	0	0	0
Vagrancy/Quality of Life	0	0	0	0	0	0	0
Gambling	0	0	0	0	0	0	0
Drunk Driving - Vehicle/Boat	1	0	0	0	0	0	1
Vehicle/Boating	0	0	0	0	0	0	0
Vandalism	0	0	0	0	0	0	1
Warrant	0	0	0	0	0	0	0
Receiving Stolen Property	0	0	0	0	0	0	0
Federal Offense Without Money	0	0	0	0	0	0	0
Federal Offense With Money	0	0	0	0	0	0	0
Felony, Miscellaneous	0	0	0	0	0	0	0
Misdemeanor, Miscellaneous	0	0	0	0	0	0	0
<b>SUBTOTAL</b>	<b>2</b>	<b>0</b>	<b>1</b>	<b>0</b>	<b>0</b>	<b>0</b>	<b>4</b>
<b>NONCRIMINAL INCIDENTS</b>							
Person Missing or Found	0	0	0	0	0	0	0
Juvenile, Noncriminal	0	0	0	0	0	0	0
Commitment	0	0	0	0	0	0	0
Miscellaneous, Noncriminal	0	0	0	0	0	0	0
Suicide and Attempt	0	0	0	0	0	0	0
Mentally Ill	0	0	0	0	0	0	0
Accident, Traffic - Vehicle/Boat	0	0	0	0	0	0	0
Accident, Miscellaneous	0	0	0	0	0	0	0
Person Dead	0	0	0	0	0	0	0
<b>SUBTOTAL</b>	<b>0</b>	<b>0</b>	<b>0</b>	<b>0</b>	<b>0</b>	<b>0</b>	<b>0</b>
<b>GRAND TOTAL</b>	<b>2</b>	<b>0</b>	<b>2</b>	<b>0</b>	<b>0</b>	<b>0</b>	<b>5</b>

**LOS ANGELES COUNTY SHERIFF'S DEPARTMENT  
2019 COMMUNITY COLLEGE BUREAU  
FEMALE JUVENILE ARRESTS BY AGE**

	0-10	11-12	13-14	15	16	17	Total
<b>PART I CRIMES</b>							
Criminal Homicide	0	0	0	0	0	0	0
Rape	0	0	0	0	0	0	0
Robbery	0	0	0	0	2	0	2
Aggravated Assault	0	0	0	0	0	1	1
Burglary	0	0	0	0	0	0	0
Larceny Theft	0	0	0	0	0	0	0
Grand Theft Auto	0	0	0	0	0	0	0
Arson	0	0	0	0	0	0	0
<b>SUBTOTAL</b>	<b>0</b>	<b>0</b>	<b>0</b>	<b>0</b>	<b>2</b>	<b>1</b>	<b>3</b>
<b>PART II CRIMES</b>							
Forgery	0	0	0	0	0	0	0
Fraud and NSF Checks	0	0	0	0	0	0	0
Sex Offense, Felony	0	0	0	0	0	0	0
Sex Offense, Misdemeanor	0	0	0	0	0	0	0
Non-aggravated Assault	0	0	0	0	0	0	0
Weapon	0	0	0	0	0	0	0
Offense Against Family	0	0	0	0	0	0	0
Narcotic	0	0	0	0	0	0	0
Liquor/Tobacco	0	0	0	0	0	0	0
Drunk - Alcohol/Drug	0	0	0	0	0	0	0
Disorderly Conduct	0	0	0	0	0	0	0
Vagrancy/Quality of Life	0	0	0	0	0	0	0
Gambling	0	0	0	0	0	0	0
Drunk Driving - Vehicle/Boat	0	0	0	0	0	0	0
Vehicle/Boating	0	0	0	0	0	0	0
Vandalism	0	0	0	0	0	0	0
Warrant	0	0	0	0	0	0	0
Receiving Stolen Property	0	0	0	0	0	0	0
Federal Offense Without Money	0	0	0	0	0	0	0
Federal Offense With Money	0	0	0	0	0	0	0
Felony, Miscellaneous	0	0	0	0	0	0	0
Misdemeanor, Miscellaneous	0	0	0	0	0	0	0
<b>SUBTOTAL</b>	<b>0</b>	<b>0</b>	<b>0</b>	<b>0</b>	<b>0</b>	<b>0</b>	<b>0</b>
<b>NONCRIMINAL INCIDENTS</b>							
Person Missing or Found	0	0	0	0	0	0	0
Juvenile, Noncriminal	0	0	0	0	0	0	0
Commitment	0	0	0	0	0	0	0
Miscellaneous, Noncriminal	0	0	0	0	0	0	0
Suicide and Attempt	0	0	0	0	0	0	0
Mentally Ill	0	0	0	0	0	0	0
Accident, Traffic - Vehicle/Boat	0	0	0	0	0	0	0
Accident, Miscellaneous	0	0	0	0	0	0	0
Person Dead	0	0	0	0	0	0	0
<b>SUBTOTAL</b>	<b>0</b>	<b>0</b>	<b>0</b>	<b>0</b>	<b>0</b>	<b>0</b>	<b>0</b>
<b>GRAND TOTAL</b>	<b>0</b>	<b>0</b>	<b>0</b>	<b>0</b>	<b>2</b>	<b>1</b>	<b>3</b>



[illegible]

**LOS ANGELES COUNTY SHERIFF'S DEPARTMENT  
2019 COUNTY SERVICES BUREAU  
INCIDENT AND ARREST SUMMARY**

	Reported Incidents	Adults Arrested	Juveniles Arrested	Total Arrested
<b>PART I CRIMES</b>				
Criminal Homicide	0	0	0	0
Rape	1	0	0	0
Robbery	1	0	0	0
Aggravated Assault	10	14	0	14
Burglary	13	2	0	2
Larceny Theft	111	4	0	4
Grand Theft Auto	9	2	0	2
Arson	0	0	0	0
<b>SUBTOTAL</b>	<b>145</b>	<b>22</b>	<b>0</b>	<b>22</b>
<b>PART II CRIMES</b>				
Forgery	2	1	0	1
Fraud and NSF Checks	1	0	0	0
Sex Offense, Felony	1	3	0	3
Sex Offense, Misdemeanor	16	4	0	4
Non-aggravated Assault	87	49	1	50
Weapon	10	4	0	4
Offense Against Family	1	0	0	0
Narcotic	23	10	0	10
Liquor/Tobacco	0	1	0	1
Drunk - Alcohol/Drug	1	1	0	1
Disorderly Conduct	7	0	0	0
Vagrancy/Quality of Life	0	0	0	0
Gambling	0	0	0	0
Drunk Driving - Vehicle/Boat	0	0	0	0
Vehicle/Boating	13	7	0	7
Vandalism	119	11	0	11
Warrant	0	17	1	18
Receiving Stolen Property	0	1	0	1
Federal Offense Without Money	0	0	0	0
Federal Offense With Money	0	0	0	0
Felony, Miscellaneous	17	10	0	10
Misdemeanor, Miscellaneous	25	16	0	16
<b>SUBTOTAL</b>	<b>323</b>	<b>135</b>	<b>2</b>	<b>137</b>
<b>NONCRIMINAL INCIDENTS</b>				
Person Missing or Found	24	0	0	0
Juvenile, Noncriminal	2	0	0	0
Commitment	1	0	0	0
Miscellaneous, Noncriminal	1,244	1	0	1
Suicide and Attempt	1	0	0	0
Mentally Ill	140	0	0	0
Accident, Traffic - Vehicle/Boat	19	0	0	0
Accident, Miscellaneous	45	0	0	0
Person Dead	1	0	0	0
<b>SUBTOTAL</b>	<b>1,477</b>	<b>1</b>	<b>0</b>	<b>1</b>
<b>CALENDAR YEAR 2019</b>	<b>1,945</b>	<b>158</b>	<b>2</b>	<b>160</b>
<b>CALENDAR YEAR 2018</b>	<b>1,822</b>	<b>168</b>	<b>4</b>	<b>172</b>
<b>% CHANGE 2018 TO 2019</b>	<b>7</b>	<b>-6</b>	<b>-50</b>	<b>-7</b>



LOS ANGELES COUNTY SHERIFF'S DEPARTMENT  
2019 COUNTYWIDE SERVICES DIVISION  
PARKS BUREAU PATROL AREA MAP





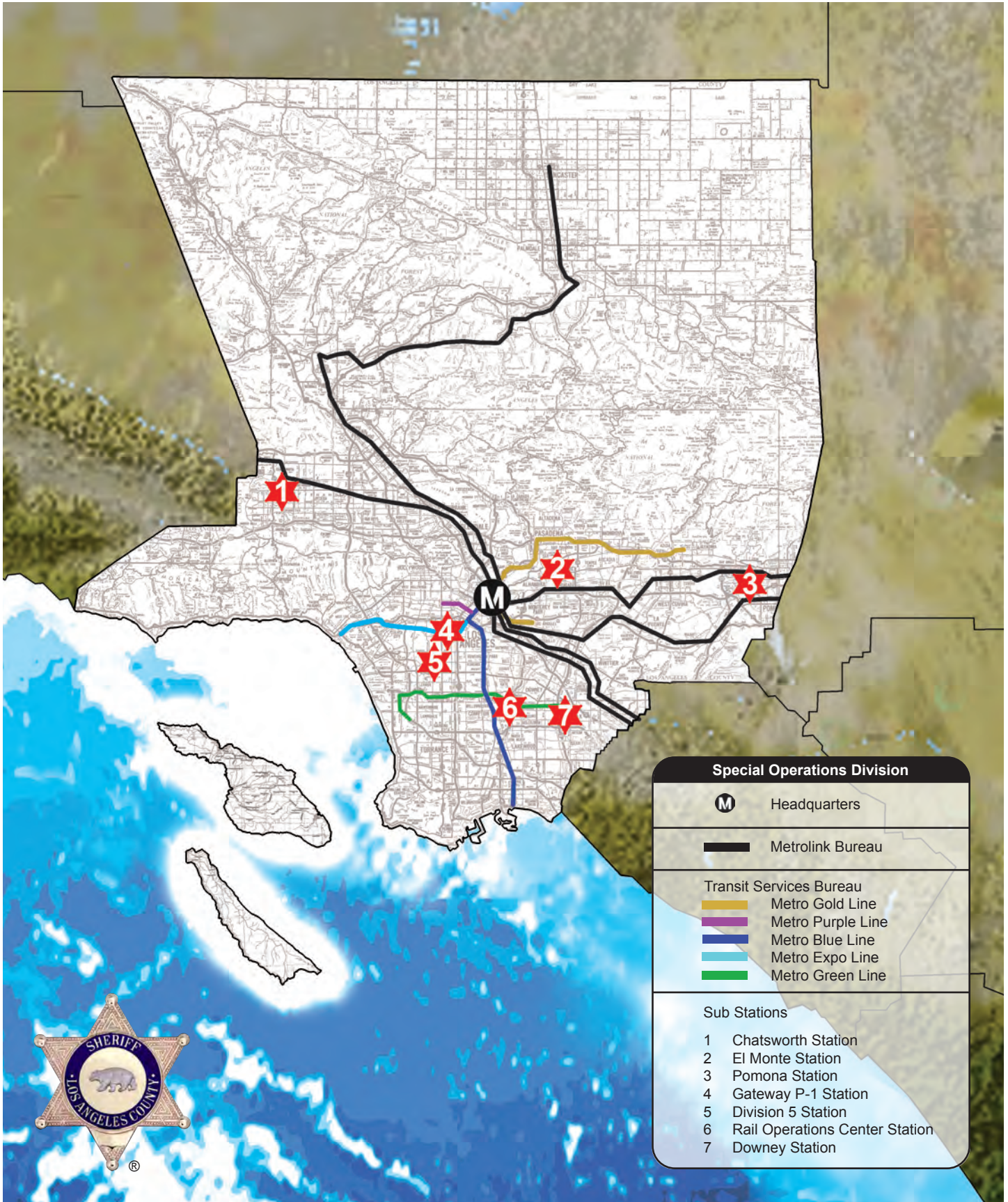
**LOS ANGELES COUNTY SHERIFF'S DEPARTMENT**  
**2019 PARKS BUREAU**  
**INCIDENT AND ARREST SUMMARY**

	Reported Incidents	Adults Arrested	Juveniles Arrested	Total Arrested
<b>PART I CRIMES</b>				
Criminal Homicide	1	0	0	0
Rape	3	0	0	0
Robbery	43	1	1	2
Aggravated Assault	50	14	0	14
Burglary	27	2	0	2
Larceny Theft	275	2	0	2
Grand Theft Auto	17	2	1	3
Arson	10	1	0	1
<b>SUBTOTAL</b>	<b>426</b>	<b>22</b>	<b>2</b>	<b>24</b>
<b>PART II CRIMES</b>				
Forgery	0	1	0	1
Fraud and NSF Checks	8	3	0	3
Sex Offense, Felony	8	3	0	3
Sex Offense, Misdemeanor	15	1	0	1
Non-aggravated Assault	66	7	0	7
Weapon	7	3	0	3
Offense Against Family	1	0	0	0
Narcotic	13	29	0	29
Liquor/Tobacco	70	1	0	1
Drunk - Alcohol/Drug	2	3	0	3
Disorderly Conduct	1	0	0	0
Vagrancy/Quality of Life	0	2	0	2
Gambling	0	0	0	0
Drunk Driving - Vehicle/Boat	2	7	0	7
Vehicle/Boating	106	90	4	94
Vandalism	341	6	1	7
Warrant	0	136	0	136
Receiving Stolen Property	1	1	0	1
Federal Offense Without Money	0	0	0	0
Federal Offense With Money	1	0	0	0
Felony, Miscellaneous	16	3	1	4
Misdemeanor, Miscellaneous	20	98	6	104
<b>SUBTOTAL</b>	<b>678</b>	<b>394</b>	<b>12</b>	<b>406</b>
<b>NONCRIMINAL INCIDENTS</b>				
Person Missing or Found	4	0	0	0
Juvenile, Noncriminal	6	0	0	0
Commitment	0	0	0	0
Miscellaneous, Noncriminal	555	2	0	2
Suicide and Attempt	3	0	0	0
Mentally Ill	20	0	0	0
Accident, Traffic - Vehicle/Boat	4	0	0	0
Accident, Miscellaneous	2	0	0	0
Person Dead	7	0	0	0
<b>SUBTOTAL</b>	<b>601</b>	<b>2</b>	<b>0</b>	<b>2</b>
<b>CALENDAR YEAR 2019</b>	<b>1,705</b>	<b>418</b>	<b>14</b>	<b>432</b>
<b>CALENDAR YEAR 2018</b>	<b>1,753</b>	<b>569</b>	<b>21</b>	<b>590</b>
<b>% CHANGE 2018 TO 2019</b>	<b>-3</b>	<b>-27</b>	<b>-33</b>	<b>-27</b>



# SPECIAL OPERATIONS DIVISION

LOS ANGELES COUNTY SHERIFF'S DEPARTMENT  
2019 SPECIAL OPERATIONS DIVISION  
PATROL AREA MAP



**LOS ANGELES COUNTY SHERIFF'S DEPARTMENT  
2019 SPECIAL OPERATIONS DIVISION  
SYNOPSIS**

	Calendar Year 2018	Calendar Year 2019	Percent Change (%)	Crime Rate Per 10,000 Boardings	
				2018	2019
<b>TOTAL REPORTED INCIDENTS</b>	<b>1,933</b>	<b>2,090</b>	<b>8</b>		
<b>PART I CRIMES</b>	<b>411</b>	<b>332</b>	<b>-19</b>	<b>0.01</b>	<b>0.01</b>
Criminal Homicide	1	0	-100	0.00	0.00
Rape	3	7	133	0.00	0.00
Robbery	98	74	-24	0.00	0.00
Aggravated Assault	86	74	-14	0.00	0.00
Burglary	4	5	25	0.00	0.00
Larceny Theft	192	151	-21	0.01	0.00
Grand Theft Auto	27	20	-26	0.00	0.00
Arson	0	1	N/C	0.00	0.00
<b>PART II CRIMES</b>	<b>917</b>	<b>1,142</b>	<b>25</b>	<b>0.03</b>	<b>0.03</b>
<b>NONCRIMINAL INCIDENTS</b>	<b>605</b>	<b>616</b>	<b>2</b>		

<b>TOTAL ARRESTS</b>	<b>1,779</b>	<b>2,566</b>	<b>44</b>		
Adult Arrests	1,751	2,551	46		
Juvenile Arrests	28	15	-46		

**PART I CRIMES STOLEN AND  
RECOVERED PROPERTY  
AMOUNT**

Stolen Property	\$249,042	\$241,027	-3		
Recovered Property	\$132,624	\$158,912	20		
Percent Recovered (%)	53	66			

	Route Miles 2019	Boardings 2019	Crime Rate Per 10,000 Boardings Part I Crimes		Percent Change (%)
			2018	2019	
<b>TOTAL AREA</b>	2,927.00	340,849,600	0.012	0.010	-17
Metrolink Bureau	538.00	12,144,301	N/A	N/A	N/A
Transit Services Bureau					
Metro Blue Line	22.00	8,905,140	N/A	N/A	N/A
Metro Expo Line	15.00	18,269,068	N/A	N/A	N/A
Metro Green Line	20.00	9,131,806	N/A	N/A	N/A
Metro Gold Line	31.00	15,090,349	N/A	N/A	N/A
Metro Bus Lines	2,301.00	277,308,845	N/A	N/A	N/A



**LOS ANGELES COUNTY SHERIFF'S DEPARTMENT  
2019 SPECIAL OPERATIONS DIVISION  
INCIDENT AND ARREST SUMMARY**

	Reported Incidents	Adults Arrested	Juveniles Arrested	Total Arrested
<b>PART I CRIMES</b>				
Criminal Homicide	0	0	0	0
Rape	7	2	0	2
Robbery	74	21	9	30
Aggravated Assault	74	49	0	49
Burglary	5	10	0	10
Larceny Theft	151	27	1	28
Grand Theft Auto	20	18	0	18
Arson	1	0	0	0
<b>SUBTOTAL</b>	<b>332</b>	<b>127</b>	<b>10</b>	<b>137</b>
<b>PART II CRIMES</b>				
Forgery	3	1	0	1
Fraud and NSF Checks	2	5	0	5
Sex Offense, Felony	3	9	0	9
Sex Offense, Misdemeanor	22	9	0	9
Non-aggravated Assault	206	89	1	90
Weapon	47	47	1	48
Offense Against Family	0	2	0	2
Narcotic	211	275	0	275
Liquor/Tobacco	117	2	0	2
Drunk - Alcohol/Drug	5	6	0	6
Disorderly Conduct	1	5	0	5
Vagrancy/Quality of Life	1	1	0	1
Gambling	1	4	0	4
Drunk Driving - Vehicle/Boat	4	26	0	26
Vehicle/Boating	149	167	2	169
Vandalism	63	27	1	28
Warrant	1	1,090	0	1,090
Receiving Stolen Property	0	1	0	1
Federal Offense Without Money	0	0	0	0
Federal Offense With Money	0	0	0	0
Felony, Miscellaneous	29	64	0	64
Misdemeanor, Miscellaneous	277	591	0	591
<b>SUBTOTAL</b>	<b>1,142</b>	<b>2,421</b>	<b>5</b>	<b>2,426</b>
<b>NONCRIMINAL INCIDENTS</b>				
Person Missing or Found	18	0	0	0
Juvenile, Noncriminal	0	0	0	0
Commitment	0	0	0	0
Miscellaneous, Noncriminal	337	3	0	3
Suicide and Attempt	4	0	0	0
Mentally Ill	185	0	0	0
Accident, Traffic - Vehicle/Boat	14	0	0	0
Accident, Miscellaneous	51	0	0	0
Person Dead	7	0	0	0
<b>SUBTOTAL</b>	<b>616</b>	<b>3</b>	<b>0</b>	<b>3</b>
<b>CALENDAR YEAR 2019</b>	<b>2,090</b>	<b>2,551</b>	<b>15</b>	<b>2,566</b>
<b>CALENDAR YEAR 2018</b>	<b>1,933</b>	<b>1,751</b>	<b>28</b>	<b>1,779</b>
<b>% CHANGE 2018 TO 2019</b>	<b>8</b>	<b>46</b>	<b>-46</b>	<b>44</b>

**LOS ANGELES COUNTY SHERIFF'S DEPARTMENT  
2019 SPECIAL OPERATIONS DIVISION  
PART I ACTUAL OFFENSES\* CLEARED**

	Total	Transit Services Bureau	Metrolink Bureau
<b>Criminal Homicide</b>	<b>0</b>	<b>0</b>	<b>0</b>
Number Cleared	0	0	0
Percent Cleared (%)	N/C	N/C	N/C
<b>Rape</b>	<b>7</b>	<b>7</b>	<b>0</b>
Number Cleared	4	4	0
Percent Cleared (%)	57	57	N/C
<b>Robbery</b>	<b>74</b>	<b>74</b>	<b>0</b>
Number Cleared	30	30	0
Percent Cleared (%)	41	41	N/C
<b>Aggravated Assault</b>	<b>72</b>	<b>69</b>	<b>3</b>
Number Cleared	55	53	2
Percent Cleared (%)	76	77	67
<b>Burglary</b>	<b>5</b>	<b>5</b>	<b>0</b>
Number Cleared	2	2	0
Percent Cleared (%)	40	40	N/C
<b>Larceny Theft</b>	<b>151</b>	<b>131</b>	<b>20</b>
Number Cleared	13	11	2
Percent Cleared (%)	9	8	10
<b>Grand Theft Auto</b>	<b>20</b>	<b>19</b>	<b>1</b>
Number Cleared	10	10	0
Percent Cleared (%)	50	53	0
<b>Arson</b>	<b>1</b>	<b>1</b>	<b>0</b>
Number Cleared	0	0	0
Percent Cleared (%)	0	0	N/C
<b>TOTAL PART I OFFENSES</b>	<b>330</b>	<b>306</b>	<b>24</b>
Number Cleared	114	110	4
Percent Cleared (%)	35	36	17

\* Actual offenses (unfounded not included)

**LOS ANGELES COUNTY SHERIFF'S DEPARTMENT  
2019 SPECIAL OPERATIONS DIVISION  
COMPARISON OF INCIDENTS BY LINE**

	Transit Services Bureau	Metrolink Bureau	Total
<b>PART I CRIMES</b>			
Criminal Homicide	0	0	0
Rape	7	0	7
Robbery	74	0	74
Aggravated Assault	71	3	74
Burglary	5	0	5
Larceny Theft	131	20	151
Grand Theft Auto	19	1	20
Arson	1	0	1
<b>SUBTOTAL</b>	<b>308</b>	<b>24</b>	<b>332</b>
<b>PART II CRIMES</b>			
Forgery	3	0	3
Fraud and NSF Checks	2	0	2
Sex Offense, Felony	3	0	3
Sex Offense, Misdemeanor	18	4	22
Non-aggravated Assault	186	20	206
Weapon	47	0	47
Offense Against Family	0	0	0
Narcotic	209	2	211
Liquor/Tobacco	117	0	117
Drunk - Alcohol/Drug	5	0	5
Disorderly Conduct	1	0	1
Vagrancy/Quality of Life	1	0	1
Gambling	1	0	1
Drunk Driving - Vehicle/Boat	4	0	4
Vehicle/Boating	143	6	149
Vandalism	61	2	63
Warrant	1	0	1
Receiving Stolen Property	0	0	0
Federal Offense Without Money	0	0	0
Federal Offense With Money	0	0	0
Felony, Miscellaneous	12	17	29
Misdemeanor, Miscellaneous	116	161	277
<b>SUBTOTAL</b>	<b>930</b>	<b>212</b>	<b>1,142</b>
<b>NONCRIMINAL INCIDENTS</b>			
Person Missing or Found	17	1	18
Juvenile, Noncriminal	0	0	0
Commitment	0	0	0
Miscellaneous, Noncriminal	274	63	337
Suicide and Attempt	4	0	4
Mentally Ill	176	9	185
Accident, Traffic - Vehicle/Boat	14	0	14
Accident, Miscellaneous	51	0	51
Person Dead	6	1	7
<b>SUBTOTAL</b>	<b>542</b>	<b>74</b>	<b>616</b>
<b>CALENDAR YEAR 2019</b>	<b>1,780</b>	<b>310</b>	<b>2,090</b>
<b>CALENDAR YEAR 2018</b>	<b>1,662</b>	<b>271</b>	<b>1,933</b>
<b>% CHANGE 2018 TO 2019</b>	<b>7</b>	<b>14</b>	<b>8</b>



**LOS ANGELES COUNTY SHERIFF'S DEPARTMENT  
2019 SPECIAL OPERATIONS DIVISION  
COMPARISON OF ARRESTS BY LINE**

	Transit Services Bureau	Metrolink Bureau	Total
<b>PART I CRIMES</b>			
Criminal Homicide	0	0	0
Rape	2	0	2
Robbery	30	0	30
Aggravated Assault	45	4	49
Burglary	10	0	10
Larceny Theft	26	2	28
Grand Theft Auto	18	0	18
Arson	0	0	0
<b>SUBTOTAL</b>	<b>131</b>	<b>6</b>	<b>137</b>
<b>PART II CRIMES</b>			
Forgery	1	0	1
Fraud and NSF Checks	5	0	5
Sex Offense, Felony	8	1	9
Sex Offense, Misdemeanor	9	0	9
Non-aggravated Assault	81	9	90
Weapon	46	2	48
Offense Against Family	2	0	2
Narcotic	274	1	275
Liquor/Tobacco	2	0	2
Drunk - Alcohol/Drug	6	0	6
Disorderly Conduct	5	0	5
Vagrancy/Quality of Life	1	0	1
Gambling	4	0	4
Drunk Driving - Vehicle/Boat	26	0	26
Vehicle/Boating	163	6	169
Vandalism	26	2	28
Warrant	1,079	11	1,090
Receiving Stolen Property	1	0	1
Federal Offense Without Money	0	0	0
Federal Offense With Money	0	0	0
Felony, Miscellaneous	63	1	64
Misdemeanor, Miscellaneous	437	154	591
<b>SUBTOTAL</b>	<b>2,239</b>	<b>187</b>	<b>2,426</b>
<b>NONCRIMINAL INCIDENTS</b>			
Person Missing or Found	0	0	0
Juvenile, Noncriminal	0	0	0
Commitment	0	0	0
Miscellaneous, Noncriminal	3	0	3
Suicide and Attempt	0	0	0
Mentally Ill	0	0	0
Accident, Traffic - Vehicle/Boat	0	0	0
Accident, Miscellaneous	0	0	0
Person Dead	0	0	0
<b>SUBTOTAL</b>	<b>3</b>	<b>0</b>	<b>3</b>
<b>CALENDAR YEAR 2019</b>	<b>2,373</b>	<b>193</b>	<b>2,566</b>
<b>CALENDAR YEAR 2018</b>	<b>1,599</b>	<b>180</b>	<b>1,779</b>
<b>% CHANGE 2018 TO 2019</b>	<b>48</b>	<b>7</b>	<b>44</b>

**LOS ANGELES COUNTY SHERIFF'S DEPARTMENT**  
**2019 SPECIAL OPERATIONS DIVISION**  
**COMPARISON OF ADULT ARRESTS BY LINE**

	Transit Services Bureau	Metrolink Bureau	Total
<b>PART I CRIMES</b>			
Criminal Homicide	0	0	0
Rape	2	0	2
Robbery	21	0	21
Aggravated Assault	45	4	49
Burglary	10	0	10
Larceny Theft	25	2	27
Grand Theft Auto	18	0	18
Arson	0	0	0
<b>SUBTOTAL</b>	<b>121</b>	<b>6</b>	<b>127</b>
<b>PART II CRIMES</b>			
Forgery	1	0	1
Fraud and NSF Checks	5	0	5
Sex Offense, Felony	8	1	9
Sex Offense, Misdemeanor	9	0	9
Non-aggravated Assault	80	9	89
Weapon	45	2	47
Offense Against Family	2	0	2
Narcotic	274	1	275
Liquor/Tobacco	2	0	2
Drunk - Alcohol/Drug	6	0	6
Disorderly Conduct	5	0	5
Vagrancy/Quality of Life	1	0	1
Gambling	4	0	4
Drunk Driving - Vehicle/Boat	26	0	26
Vehicle/Boating	161	6	167
Vandalism	25	2	27
Warrant	1,079	11	1,090
Receiving Stolen Property	1	0	1
Federal Offense Without Money	0	0	0
Federal Offense With Money	0	0	0
Felony, Miscellaneous	63	1	64
Misdemeanor, Miscellaneous	437	154	591
<b>SUBTOTAL</b>	<b>2,234</b>	<b>187</b>	<b>2,421</b>
<b>NONCRIMINAL INCIDENTS</b>			
Person Missing or Found	0	0	0
Juvenile, Noncriminal	0	0	0
Commitment	0	0	0
Miscellaneous, Noncriminal	3	0	3
Suicide and Attempt	0	0	0
Mentally Ill	0	0	0
Accident, Traffic - Vehicle/Boat	0	0	0
Accident, Miscellaneous	0	0	0
Person Dead	0	0	0
<b>SUBTOTAL</b>	<b>3</b>	<b>0</b>	<b>3</b>
<b>CALENDAR YEAR 2019</b>	<b>2,358</b>	<b>193</b>	<b>2,551</b>
<b>CALENDAR YEAR 2018</b>	<b>1,571</b>	<b>180</b>	<b>1,751</b>
<b>% CHANGE 2018 TO 2019</b>	<b>50</b>	<b>7</b>	<b>46</b>

**LOS ANGELES COUNTY SHERIFF'S DEPARTMENT**  
**2019 SPECIAL OPERATIONS DIVISION**  
**COMPARISON OF JUVENILE ARRESTS BY LINE**

	Transit Services Bureau	Metrolink Bureau	Total
<b>PART I CRIMES</b>			
Criminal Homicide	0	0	0
Rape	0	0	0
Robbery	9	0	9
Aggravated Assault	0	0	0
Burglary	0	0	0
Larceny Theft	1	0	1
Grand Theft Auto	0	0	0
Arson	0	0	0
<b>SUBTOTAL</b>	<b>10</b>	<b>0</b>	<b>10</b>
<b>PART II CRIMES</b>			
Forgery	0	0	0
Fraud and NSF Checks	0	0	0
Sex Offense, Felony	0	0	0
Sex Offense, Misdemeanor	0	0	0
Non-aggravated Assault	1	0	1
Weapon	1	0	1
Offense Against Family	0	0	0
Narcotic	0	0	0
Liquor/Tobacco	0	0	0
Drunk - Alcohol/Drug	0	0	0
Disorderly Conduct	0	0	0
Vagrancy/Quality of Life	0	0	0
Gambling	0	0	0
Drunk Driving - Vehicle/Boat	0	0	0
Vehicle/Boating	2	0	2
Vandalism	1	0	1
Warrant	0	0	0
Receiving Stolen Property	0	0	0
Federal Offense Without Money	0	0	0
Federal Offense With Money	0	0	0
Felony, Miscellaneous	0	0	0
Misdemeanor, Miscellaneous	0	0	0
<b>SUBTOTAL</b>	<b>5</b>	<b>0</b>	<b>5</b>
<b>NONCRIMINAL INCIDENTS</b>			
Person Missing or Found	0	0	0
Juvenile, Noncriminal	0	0	0
Commitment	0	0	0
Miscellaneous, Noncriminal	0	0	0
Suicide and Attempt	0	0	0
Mentally Ill	0	0	0
Accident, Traffic - Vehicle/Boat	0	0	0
Accident, Miscellaneous	0	0	0
Person Dead	0	0	0
<b>SUBTOTAL</b>	<b>0</b>	<b>0</b>	<b>0</b>
<b>CALENDAR YEAR 2019</b>	<b>15</b>	<b>0</b>	<b>15</b>
<b>CALENDAR YEAR 2018</b>	<b>28</b>	<b>0</b>	<b>28</b>
<b>% CHANGE 2018 TO 2019</b>	<b>-46</b>	<b>N/C</b>	<b>-46</b>

**LOS ANGELES COUNTY SHERIFF'S DEPARTMENT  
2019 SPECIAL OPERATIONS DIVISION  
MALE ADULT ARRESTS BY AGE**

	18	19	20	21	22	23	24
<b>PART I CRIMES</b>							
Criminal Homicide	0	0	0	0	0	0	0
Rape	0	0	0	0	0	0	1
Robbery	5	2	0	0	1	0	0
Aggravated Assault	1	2	1	0	1	4	2
Burglary	2	1	0	0	0	1	0
Larceny Theft	1	0	0	2	2	3	1
Grand Theft Auto	0	1	0	0	0	0	1
Arson	0	0	0	0	0	0	0
<b>SUBTOTAL</b>	<b>9</b>	<b>6</b>	<b>1</b>	<b>2</b>	<b>4</b>	<b>8</b>	<b>5</b>
<b>PART II CRIMES</b>							
Forgery	0	0	0	0	0	0	1
Fraud and NSF Checks	0	0	0	0	0	1	0
Sex Offense, Felony	0	0	0	0	0	0	0
Sex Offense, Misdemeanor	0	0	0	0	0	0	0
Non-aggravated Assault	0	0	1	0	2	2	2
Weapon	0	0	4	2	3	1	3
Offense Against Family	0	0	0	0	0	0	0
Narcotic	0	0	1	4	10	2	9
Liquor/Tobacco	0	0	0	0	0	0	0
Drunk - Alcohol/Drug	0	0	0	0	0	0	0
Disorderly Conduct	0	0	0	0	0	0	1
Vagrancy/Quality of Life	0	0	0	0	0	0	0
Gambling	0	0	0	0	0	0	0
Drunk Driving - Vehicle/Boat	0	0	0	1	1	1	1
Vehicle/Boating	2	2	3	5	5	5	4
Vandalism	2	0	0	1	0	2	1
Warrant	0	1	8	14	17	24	33
Receiving Stolen Property	0	0	0	0	0	0	0
Federal Offense Without Money	0	0	0	0	0	0	0
Federal Offense With Money	0	0	0	0	0	0	0
Felony, Miscellaneous	0	0	0	0	1	2	3
Misdemeanor, Miscellaneous	1	3	2	4	11	12	15
<b>SUBTOTAL</b>	<b>5</b>	<b>6</b>	<b>19</b>	<b>31</b>	<b>50</b>	<b>52</b>	<b>73</b>
<b>NONCRIMINAL INCIDENTS</b>							
Person Missing or Found	0	0	0	0	0	0	0
Juvenile, Noncriminal	0	0	0	0	0	0	0
Commitment	0	0	0	0	0	0	0
Miscellaneous, Noncriminal	0	0	0	0	0	0	0
Suicide and Attempt	0	0	0	0	0	0	0
Mentally Ill	0	0	0	0	0	0	0
Accident, Traffic - Vehicle/Boat	0	0	0	0	0	0	0
Accident, Miscellaneous	0	0	0	0	0	0	0
Person Dead	0	0	0	0	0	0	0
<b>SUBTOTAL</b>	<b>0</b>	<b>0</b>	<b>0</b>	<b>0</b>	<b>0</b>	<b>0</b>	<b>0</b>
<b>GRAND TOTAL</b>	<b>14</b>	<b>12</b>	<b>20</b>	<b>33</b>	<b>54</b>	<b>60</b>	<b>78</b>

**LOS ANGELES COUNTY SHERIFF'S DEPARTMENT**  
**2019 SPECIAL OPERATIONS DIVISION**  
**MALE ADULT ARRESTS BY AGE**

	25-29	30-34	35-39	40-44	45-49	50+	Total
<b>PART I CRIMES</b>							
Criminal Homicide	0	0	0	0	0	0	0
Rape	1	0	0	0	0	0	2
Robbery	4	2	1	2	1	2	20
Aggravated Assault	11	8	2	4	4	3	43
Burglary	1	1	0	0	0	2	8
Larceny Theft	3	4	4	0	3	3	26
Grand Theft Auto	4	3	2	0	1	0	12
Arson	0	0	0	0	0	0	0
<b>SUBTOTAL</b>	<b>24</b>	<b>18</b>	<b>9</b>	<b>6</b>	<b>9</b>	<b>10</b>	<b>111</b>
<b>PART II CRIMES</b>							
Forgery	0	0	0	0	0	0	1
Fraud and NSF Checks	0	0	1	0	0	1	3
Sex Offense, Felony	2	3	2	1	0	1	9
Sex Offense, Misdemeanor	2	1	1	0	1	1	6
Non-aggravated Assault	16	13	9	11	3	9	68
Weapon	11	9	2	3	3	5	46
Offense Against Family	0	0	0	0	1	0	1
Narcotic	56	47	36	29	17	27	238
Liquor/Tobacco	1	0	1	0	0	0	2
Drunk - Alcohol/Drug	1	1	1	1	0	2	6
Disorderly Conduct	1	2	0	1	0	0	5
Vagrancy/Quality of Life	0	1	0	0	0	0	1
Gambling	0	0	1	2	0	1	4
Drunk Driving - Vehicle/Boat	2	3	6	5	0	4	24
Vehicle/Boating	29	19	18	11	15	17	135
Vandalism	9	2	4	0	1	4	26
Warrant	185	146	109	93	81	173	884
Receiving Stolen Property	1	0	0	0	0	0	1
Federal Offense Without Money	0	0	0	0	0	0	0
Federal Offense With Money	0	0	0	0	0	0	0
Felony, Miscellaneous	11	7	9	9	7	11	60
Misdemeanor, Miscellaneous	82	91	67	60	40	120	508
<b>SUBTOTAL</b>	<b>409</b>	<b>345</b>	<b>267</b>	<b>226</b>	<b>169</b>	<b>376</b>	<b>2,028</b>
<b>NONCRIMINAL INCIDENTS</b>							
Person Missing or Found	0	0	0	0	0	0	0
Juvenile, Noncriminal	0	0	0	0	0	0	0
Commitment	0	0	0	0	0	0	0
Miscellaneous, Noncriminal	0	0	0	0	0	0	0
Suicide and Attempt	0	0	0	0	0	0	0
Mentally Ill	0	0	0	0	0	0	0
Accident, Traffic - Vehicle/Boat	0	0	0	0	0	0	0
Accident, Miscellaneous	0	0	0	0	0	0	0
Person Dead	0	0	0	0	0	0	0
<b>SUBTOTAL</b>	<b>0</b>	<b>0</b>	<b>0</b>	<b>0</b>	<b>0</b>	<b>0</b>	<b>0</b>
<b>GRAND TOTAL</b>	<b>433</b>	<b>363</b>	<b>276</b>	<b>232</b>	<b>178</b>	<b>386</b>	<b>2,139</b>

**LOS ANGELES COUNTY SHERIFF'S DEPARTMENT  
2019 SPECIAL OPERATIONS DIVISION  
MALE JUVENILE ARRESTS BY AGE**

	0-10	11-12	13-14	15	16	17	Total
<b>PART I CRIMES</b>							
Criminal Homicide	0	0	0	0	0	0	0
Rape	0	0	0	0	0	0	0
Robbery	1	0	0	1	2	3	7
Aggravated Assault	0	0	0	0	0	0	0
Burglary	0	0	0	0	0	0	0
Larceny Theft	0	0	0	1	0	0	1
Grand Theft Auto	0	0	0	0	0	0	0
Arson	0	0	0	0	0	0	0
<b>SUBTOTAL</b>	<b>1</b>	<b>0</b>	<b>0</b>	<b>2</b>	<b>2</b>	<b>3</b>	<b>8</b>
<b>PART II CRIMES</b>							
Forgery	0	0	0	0	0	0	0
Fraud and NSF Checks	0	0	0	0	0	0	0
Sex Offense, Felony	0	0	0	0	0	0	0
Sex Offense, Misdemeanor	0	0	0	0	0	0	0
Non-aggravated Assault	0	0	0	0	0	0	0
Weapon	0	0	0	0	1	0	1
Offense Against Family	0	0	0	0	0	0	0
Narcotic	0	0	0	0	0	0	0
Liquor/Tobacco	0	0	0	0	0	0	0
Drunk - Alcohol/Drug	0	0	0	0	0	0	0
Disorderly Conduct	0	0	0	0	0	0	0
Vagrancy/Quality of Life	0	0	0	0	0	0	0
Gambling	0	0	0	0	0	0	0
Drunk Driving - Vehicle/Boat	0	0	0	0	0	0	0
Vehicle/Boating	0	0	0	0	1	0	1
Vandalism	0	0	0	0	0	1	1
Warrant	0	0	0	0	0	0	0
Receiving Stolen Property	0	0	0	0	0	0	0
Federal Offense Without Money	0	0	0	0	0	0	0
Federal Offense With Money	0	0	0	0	0	0	0
Felony, Miscellaneous	0	0	0	0	0	0	0
Misdemeanor, Miscellaneous	0	0	0	0	0	0	0
<b>SUBTOTAL</b>	<b>0</b>	<b>0</b>	<b>0</b>	<b>0</b>	<b>2</b>	<b>1</b>	<b>3</b>
<b>NONCRIMINAL INCIDENTS</b>							
Person Missing or Found	0	0	0	0	0	0	0
Juvenile, Noncriminal	0	0	0	0	0	0	0
Commitment	0	0	0	0	0	0	0
Miscellaneous, Noncriminal	0	0	0	0	0	0	0
Suicide and Attempt	0	0	0	0	0	0	0
Mentally Ill	0	0	0	0	0	0	0
Accident, Traffic - Vehicle/Boat	0	0	0	0	0	0	0
Accident, Miscellaneous	0	0	0	0	0	0	0
Person Dead	0	0	0	0	0	0	0
<b>SUBTOTAL</b>	<b>0</b>	<b>0</b>	<b>0</b>	<b>0</b>	<b>0</b>	<b>0</b>	<b>0</b>
<b>GRAND TOTAL</b>	<b>1</b>	<b>0</b>	<b>0</b>	<b>2</b>	<b>4</b>	<b>4</b>	<b>11</b>

**LOS ANGELES COUNTY SHERIFF'S DEPARTMENT**  
**2019 SPECIAL OPERATIONS DIVISION**  
**FEMALE ADULT ARRESTS BY AGE**

	18	19	20	21	22	23	24
<b>PART I CRIMES</b>							
Criminal Homicide	0	0	0	0	0	0	0
Rape	0	0	0	0	0	0	0
Robbery	0	0	0	0	0	0	0
Aggravated Assault	0	0	0	1	0	0	0
Burglary	0	0	0	0	0	0	0
Larceny Theft	0	0	0	0	0	0	0
Grand Theft Auto	0	0	1	0	0	1	0
Arson	0	0	0	0	0	0	0
<b>SUBTOTAL</b>	<b>0</b>	<b>0</b>	<b>1</b>	<b>1</b>	<b>0</b>	<b>1</b>	<b>0</b>
<b>PART II CRIMES</b>							
Forgery	0	0	0	0	0	0	0
Fraud and NSF Checks	0	0	0	0	0	0	0
Sex Offense, Felony	0	0	0	0	0	0	0
Sex Offense, Misdemeanor	0	0	0	0	0	1	1
Non-aggravated Assault	0	0	1	0	0	0	1
Weapon	0	0	0	0	0	0	0
Offense Against Family	0	0	0	0	0	0	0
Narcotic	0	1	0	2	0	1	2
Liquor/Tobacco	0	0	0	0	0	0	0
Drunk - Alcohol/Drug	0	0	0	0	0	0	0
Disorderly Conduct	0	0	0	0	0	0	0
Vagrancy/Quality of Life	0	0	0	0	0	0	0
Gambling	0	0	0	0	0	0	0
Drunk Driving - Vehicle/Boat	0	0	0	0	0	1	0
Vehicle/Boating	0	0	2	2	3	1	7
Vandalism	0	0	0	0	0	0	0
Warrant	0	1	1	5	5	8	9
Receiving Stolen Property	0	0	0	0	0	0	0
Federal Offense Without Money	0	0	0	0	0	0	0
Federal Offense With Money	0	0	0	0	0	0	0
Felony, Miscellaneous	0	0	0	0	0	0	0
Misdemeanor, Miscellaneous	0	0	0	1	0	3	2
<b>SUBTOTAL</b>	<b>0</b>	<b>2</b>	<b>4</b>	<b>10</b>	<b>8</b>	<b>15</b>	<b>22</b>
<b>NONCRIMINAL INCIDENTS</b>							
Person Missing or Found	0	0	0	0	0	0	0
Juvenile, Noncriminal	0	0	0	0	0	0	0
Commitment	0	0	0	0	0	0	0
Miscellaneous, Noncriminal	0	0	0	0	0	0	0
Suicide and Attempt	0	0	0	0	0	0	0
Mentally Ill	0	0	0	0	0	0	0
Accident, Traffic - Vehicle/Boat	0	0	0	0	0	0	0
Accident, Miscellaneous	0	0	0	0	0	0	0
Person Dead	0	0	0	0	0	0	0
<b>SUBTOTAL</b>	<b>0</b>	<b>0</b>	<b>0</b>	<b>0</b>	<b>0</b>	<b>0</b>	<b>0</b>
<b>GRAND TOTAL</b>	<b>0</b>	<b>2</b>	<b>5</b>	<b>11</b>	<b>8</b>	<b>16</b>	<b>22</b>



**LOS ANGELES COUNTY SHERIFF'S DEPARTMENT  
2019 SPECIAL OPERATIONS DIVISION  
FEMALE ADULT ARRESTS BY AGE**

	25-29	30-34	35-39	40-44	45-49	50+	Total
<b>PART I CRIMES</b>							
Criminal Homicide	0	0	0	0	0	0	0
Rape	0	0	0	0	0	0	0
Robbery	0	1	0	0	0	0	1
Aggravated Assault	2	0	0	0	1	2	6
Burglary	0	1	1	0	0	0	2
Larceny Theft	0	1	0	0	0	0	1
Grand Theft Auto	2	0	1	0	0	1	6
Arson	0	0	0	0	0	0	0
<b>SUBTOTAL</b>	<b>4</b>	<b>3</b>	<b>2</b>	<b>0</b>	<b>1</b>	<b>3</b>	<b>16</b>
<b>PART II CRIMES</b>							
Forgery	0	0	0	0	0	0	0
Fraud and NSF Checks	1	1	0	0	0	0	2
Sex Offense, Felony	0	0	0	0	0	0	0
Sex Offense, Misdemeanor	1	0	0	0	0	0	3
Non-aggravated Assault	8	7	1	1	0	2	21
Weapon	1	0	0	0	0	0	1
Offense Against Family	0	0	1	0	0	0	1
Narcotic	5	9	3	5	1	8	37
Liquor/Tobacco	0	0	0	0	0	0	0
Drunk - Alcohol/Drug	0	0	0	0	0	0	0
Disorderly Conduct	0	0	0	0	0	0	0
Vagrancy/Quality of Life	0	0	0	0	0	0	0
Gambling	0	0	0	0	0	0	0
Drunk Driving - Vehicle/Boat	1	0	0	0	0	0	2
Vehicle/Boating	4	2	1	6	1	3	32
Vandalism	0	0	0	0	1	0	1
Warrant	44	41	25	32	11	24	206
Receiving Stolen Property	0	0	0	0	0	0	0
Federal Offense Without Money	0	0	0	0	0	0	0
Federal Offense With Money	0	0	0	0	0	0	0
Felony, Miscellaneous	1	2	1	0	0	0	4
Misdemeanor, Miscellaneous	14	21	10	9	7	15	82
<b>SUBTOTAL</b>	<b>80</b>	<b>83</b>	<b>42</b>	<b>53</b>	<b>21</b>	<b>52</b>	<b>392</b>
<b>NONCRIMINAL INCIDENTS</b>							
Person Missing or Found	0	0	0	0	0	0	0
Juvenile, Noncriminal	0	0	0	0	0	0	0
Commitment	0	0	0	0	0	0	0
Miscellaneous, Noncriminal	2	1	0	0	0	0	3
Suicide and Attempt	0	0	0	0	0	0	0
Mentally Ill	0	0	0	0	0	0	0
Accident, Traffic - Vehicle/Boat	0	0	0	0	0	0	0
Accident, Miscellaneous	0	0	0	0	0	0	0
Person Dead	0	0	0	0	0	0	0
<b>SUBTOTAL</b>	<b>2</b>	<b>1</b>	<b>0</b>	<b>0</b>	<b>0</b>	<b>0</b>	<b>3</b>
<b>GRAND TOTAL</b>	<b>86</b>	<b>87</b>	<b>44</b>	<b>53</b>	<b>22</b>	<b>55</b>	<b>411</b>

**LOS ANGELES COUNTY SHERIFF'S DEPARTMENT  
2019 SPECIAL OPERATIONS DIVISION  
FEMALE JUVENILE ARRESTS BY AGE**

	0-10	11-12	13-14	15	16	17	Total
<b>PART I CRIMES</b>							
Criminal Homicide	0	0	0	0	0	0	0
Rape	0	0	0	0	0	0	0
Robbery	0	0	0	1	1	0	2
Aggravated Assault	0	0	0	0	0	0	0
Burglary	0	0	0	0	0	0	0
Larceny Theft	0	0	0	0	0	0	0
Grand Theft Auto	0	0	0	0	0	0	0
Arson	0	0	0	0	0	0	0
<b>SUBTOTAL</b>	<b>0</b>	<b>0</b>	<b>0</b>	<b>1</b>	<b>1</b>	<b>0</b>	<b>2</b>
<b>PART II CRIMES</b>							
Forgery	0	0	0	0	0	0	0
Fraud and NSF Checks	0	0	0	0	0	0	0
Sex Offense, Felony	0	0	0	0	0	0	0
Sex Offense, Misdemeanor	0	0	0	0	0	0	0
Non-aggravated Assault	0	0	0	1	0	0	1
Weapon	0	0	0	0	0	0	0
Offense Against Family	0	0	0	0	0	0	0
Narcotic	0	0	0	0	0	0	0
Liquor/Tobacco	0	0	0	0	0	0	0
Drunk - Alcohol/Drug	0	0	0	0	0	0	0
Disorderly Conduct	0	0	0	0	0	0	0
Vagrancy/Quality of Life	0	0	0	0	0	0	0
Gambling	0	0	0	0	0	0	0
Drunk Driving - Vehicle/Boat	0	0	0	0	0	0	0
Vehicle/Boating	0	0	0	0	1	0	1
Vandalism	0	0	0	0	0	0	0
Warrant	0	0	0	0	0	0	0
Receiving Stolen Property	0	0	0	0	0	0	0
Federal Offense Without Money	0	0	0	0	0	0	0
Federal Offense With Money	0	0	0	0	0	0	0
Felony, Miscellaneous	0	0	0	0	0	0	0
Misdemeanor, Miscellaneous	0	0	0	0	0	0	0
<b>SUBTOTAL</b>	<b>0</b>	<b>0</b>	<b>0</b>	<b>1</b>	<b>1</b>	<b>0</b>	<b>2</b>
<b>NONCRIMINAL INCIDENTS</b>							
Person Missing or Found	0	0	0	0	0	0	0
Juvenile, Noncriminal	0	0	0	0	0	0	0
Commitment	0	0	0	0	0	0	0
Miscellaneous, Noncriminal	0	0	0	0	0	0	0
Suicide and Attempt	0	0	0	0	0	0	0
Mentally Ill	0	0	0	0	0	0	0
Accident, Traffic - Vehicle/Boat	0	0	0	0	0	0	0
Accident, Miscellaneous	0	0	0	0	0	0	0
Person Dead	0	0	0	0	0	0	0
<b>SUBTOTAL</b>	<b>0</b>	<b>0</b>	<b>0</b>	<b>0</b>	<b>0</b>	<b>0</b>	<b>0</b>
<b>GRAND TOTAL</b>	<b>0</b>	<b>0</b>	<b>0</b>	<b>2</b>	<b>2</b>	<b>0</b>	<b>4</b>

**LOS ANGELES COUNTY SHERIFF'S DEPARTMENT  
2019 TRANSIT SERVICES BUREAU  
INCIDENT AND ARREST SUMMARY**

	Reported Incidents	Adults Arrested	Juveniles Arrested	Total Arrested
<b>PART I CRIMES</b>				
Criminal Homicide	0	0	0	0
Rape	7	2	0	2
Robbery	74	21	9	30
Aggravated Assault	71	45	0	45
Burglary	5	10	0	10
Larceny Theft	131	25	1	26
Grand Theft Auto	19	18	0	18
Arson	1	0	0	0
<b>SUBTOTAL</b>	<b>308</b>	<b>121</b>	<b>10</b>	<b>131</b>
<b>PART II CRIMES</b>				
Forgery	3	1	0	1
Fraud and NSF Checks	2	5	0	5
Sex Offense, Felony	3	8	0	8
Sex Offense, Misdemeanor	18	9	0	9
Non-aggravated Assault	186	80	1	81
Weapon	47	45	1	46
Offense Against Family	0	2	0	2
Narcotic	209	274	0	274
Liquor/Tobacco	117	2	0	2
Drunk - Alcohol/Drug	5	6	0	6
Disorderly Conduct	1	5	0	5
Vagrancy/Quality of Life	1	1	0	1
Gambling	1	4	0	4
Drunk Driving - Vehicle/Boat	4	26	0	26
Vehicle/Boating	143	161	2	163
Vandalism	61	25	1	26
Warrant	1	1,079	0	1,079
Receiving Stolen Property	0	1	0	1
Federal Offense Without Money	0	0	0	0
Federal Offense With Money	0	0	0	0
Felony, Miscellaneous	12	63	0	63
Misdemeanor, Miscellaneous	116	437	0	437
<b>SUBTOTAL</b>	<b>930</b>	<b>2,234</b>	<b>5</b>	<b>2,239</b>
<b>NONCRIMINAL INCIDENTS</b>				
Person Missing or Found	17	0	0	0
Juvenile, Noncriminal	0	0	0	0
Commitment	0	0	0	0
Miscellaneous, Noncriminal	274	3	0	3
Suicide and Attempt	4	0	0	0
Mentally Ill	176	0	0	0
Accident, Traffic - Vehicle/Boat	14	0	0	0
Accident, Miscellaneous	51	0	0	0
Person Dead	6	0	0	0
<b>SUBTOTAL</b>	<b>542</b>	<b>3</b>	<b>0</b>	<b>3</b>
<b>CALENDAR YEAR 2019</b>	<b>1,780</b>	<b>2,358</b>	<b>15</b>	<b>2,373</b>
<b>CALENDAR YEAR 2018</b>	<b>1,662</b>	<b>1,571</b>	<b>28</b>	<b>1,599</b>
<b>% CHANGE 2018 TO 2019</b>	<b>7</b>	<b>50</b>	<b>-46</b>	<b>48</b>

**LOS ANGELES COUNTY SHERIFF'S DEPARTMENT**  
**2019 METROLINK BUREAU**  
**INCIDENT AND ARREST SUMMARY**

	Reported Incidents	Adults Arrested	Juveniles Arrested	Total Arrested
<b>PART I CRIMES</b>				
Criminal Homicide	0	0	0	0
Rape	0	0	0	0
Robbery	0	0	0	0
Aggravated Assault	3	4	0	4
Burglary	0	0	0	0
Larceny Theft	20	2	0	2
Grand Theft Auto	1	0	0	0
Arson	0	0	0	0
<b>SUBTOTAL</b>	<b>24</b>	<b>6</b>	<b>0</b>	<b>6</b>
<b>PART II CRIMES</b>				
Forgery	0	0	0	0
Fraud and NSF Checks	0	0	0	0
Sex Offense, Felony	0	1	0	1
Sex Offense, Misdemeanor	4	0	0	0
Non-aggravated Assault	20	9	0	9
Weapon	0	2	0	2
Offense Against Family	0	0	0	0
Narcotic	2	1	0	1
Liquor/Tobacco	0	0	0	0
Drunk - Alcohol/Drug	0	0	0	0
Disorderly Conduct	0	0	0	0
Vagrancy/Quality of Life	0	0	0	0
Gambling	0	0	0	0
Drunk Driving - Vehicle/Boat	0	0	0	0
Vehicle/Boating	6	6	0	6
Vandalism	2	2	0	2
Warrant	0	11	0	11
Receiving Stolen Property	0	0	0	0
Federal Offense Without Money	0	0	0	0
Federal Offense With Money	0	0	0	0
Felony, Miscellaneous	17	1	0	1
Misdemeanor, Miscellaneous	161	154	0	154
<b>SUBTOTAL</b>	<b>212</b>	<b>187</b>	<b>0</b>	<b>187</b>
<b>NONCRIMINAL INCIDENTS</b>				
Person Missing or Found	1	0	0	0
Juvenile, Noncriminal	0	0	0	0
Commitment	0	0	0	0
Miscellaneous, Noncriminal	63	0	0	0
Suicide and Attempt	0	0	0	0
Mentally Ill	9	0	0	0
Accident, Traffic - Vehicle/Boat	0	0	0	0
Accident, Miscellaneous	0	0	0	0
Person Dead	1	0	0	0
<b>SUBTOTAL</b>	<b>74</b>	<b>0</b>	<b>0</b>	<b>0</b>
<b>CALENDAR YEAR 2019</b>	<b>310</b>	<b>193</b>	<b>0</b>	<b>193</b>
<b>CALENDAR YEAR 2018</b>	<b>271</b>	<b>180</b>	<b>0</b>	<b>180</b>
<b>% CHANGE 2018 TO 2019</b>	<b>14</b>	<b>7</b>	<b>N/C</b>	<b>7</b>





# MISCELLANEOUS\*

## **\*MISCELLANEOUS UNITS**

This section contains crime and arrest activity for all specialized units not affiliated with patrol stations in Patrol Operations Divisions (i.e., Detective Division)

**LOS ANGELES COUNTY SHERIFF'S DEPARTMENT**  
**2019 MISCELLANEOUS**  
**INCIDENT AND ARREST SUMMARY**

	Reported Incidents	Adults Arrested	Juveniles Arrested	Total Arrested
<b>PART I CRIMES</b>				
Criminal Homicide	0	13	1	14
Rape	8	3	0	3
Robbery	10	12	1	13
Aggravated Assault	861	59	0	59
Burglary	17	24	0	24
Larceny Theft	86	65	0	65
Grand Theft Auto	185	42	0	42
Arson	3	3	0	3
<b>SUBTOTAL</b>	<b>1,170</b>	<b>221</b>	<b>2</b>	<b>223</b>
<b>PART II CRIMES</b>				
Forgery	10	3	0	3
Fraud and NSF Checks	67	38	1	39
Sex Offense, Felony	344	51	0	51
Sex Offense, Misdemeanor	173	44	0	44
Non-aggravated Assault	4,750	117	0	117
Weapon	394	91	1	92
Offense Against Family	6	9	0	9
Narcotic	1,419	194	0	194
Liquor/Tobacco	154	0	0	0
Drunk - Alcohol/Drug	2	4	0	4
Disorderly Conduct	1	6	0	6
Vagrancy/Quality of Life	0	1	0	1
Gambling	0	0	0	0
Drunk Driving - Vehicle/Boat	0	1,369	0	1,369
Vehicle/Boating	89	572	0	572
Vandalism	283	34	0	34
Warrant	601	124	1	125
Receiving Stolen Property	12	11	0	11
Federal Offense Without Money	1	0	0	0
Federal Offense With Money	198	0	0	0
Felony, Miscellaneous	165	69	1	70
Misdemeanor, Miscellaneous	109	72	0	72
<b>SUBTOTAL</b>	<b>8,778</b>	<b>2,809</b>	<b>4</b>	<b>2,813</b>
<b>NONCRIMINAL INCIDENTS</b>				
Person Missing or Found	6	0	0	0
Juvenile, Noncriminal	66	0	0	0
Commitment	1	0	0	0
Miscellaneous, Noncriminal	17,971	47	0	47
Suicide and Attempt	292	0	0	0
Mentally Ill	20	0	0	0
Accident, Traffic - Vehicle/Boat	65	0	0	0
Accident, Miscellaneous	31	0	0	0
Person Dead	26	0	0	0
<b>SUBTOTAL</b>	<b>18,478</b>	<b>47</b>	<b>0</b>	<b>47</b>
<b>CALENDAR YEAR 2019</b>	<b>28,426</b>	<b>3,077</b>	<b>6</b>	<b>3,083</b>
<b>CALENDAR YEAR 2018</b>	<b>31,703</b>	<b>3,352</b>	<b>9</b>	<b>3,361</b>
<b>% CHANGE 2018 TO 2019</b>	<b>-10</b>	<b>-8</b>	<b>-33</b>	<b>-8</b>



## LOS ANGELES COUNTY SHERIFF'S DEPARTMENT

# 2019 MISCELLANEOUS MALE ADULT ARRESTS BY AGE

	18	19	20	21	22	23	24
<b>PART I CRIMES</b>							
Criminal Homicide	1	0	0	1	0	0	0
Rape	0	2	0	0	0	0	0
Robbery	1	2	1	1	0	0	0
Aggravated Assault	0	2	0	1	0	2	5
Burglary	1	4	0	1	1	1	0
Larceny Theft	0	1	0	0	2	2	5
Grand Theft Auto	1	0	1	0	0	1	3
Arson	0	0	0	0	0	0	0
<b>SUBTOTAL</b>	<b>4</b>	<b>11</b>	<b>2</b>	<b>4</b>	<b>3</b>	<b>6</b>	<b>13</b>
<b>PART II CRIMES</b>							
Forgery	0	0	0	0	0	0	0
Fraud and NSF Checks	1	1	0	3	0	0	1
Sex Offense, Felony	1	3	2	2	3	1	1
Sex Offense, Misdemeanor	1	1	3	2	0	3	0
Non-aggravated Assault	0	0	2	2	3	2	2
Weapon	0	1	2	0	4	4	3
Offense Against Family	0	0	0	0	0	0	0
Narcotic	0	1	1	1	3	3	6
Liquor/Tobacco	0	0	0	0	0	0	0
Drunk - Alcohol/Drug	0	0	0	0	0	0	0
Disorderly Conduct	0	0	0	0	1	0	0
Vagrancy/Quality of Life	0	0	0	0	0	0	0
Gambling	0	0	0	0	0	0	0
Drunk Driving - Vehicle/Boat	0	4	9	11	13	25	35
Vehicle/Boating	1	3	2	10	6	19	22
Vandalism	0	1	2	2	4	0	2
Warrant	2	2	2	4	3	3	1
Receiving Stolen Property	1	0	0	0	0	1	0
Federal Offense Without Money	0	0	0	0	0	0	0
Federal Offense With Money	0	0	0	0	0	0	0
Felony, Miscellaneous	0	1	2	0	2	1	0
Misdemeanor, Miscellaneous	0	0	1	5	0	2	2
<b>SUBTOTAL</b>	<b>7</b>	<b>18</b>	<b>28</b>	<b>42</b>	<b>42</b>	<b>64</b>	<b>75</b>
<b>NONCRIMINAL INCIDENTS</b>							
Person Missing or Found	0	0	0	0	0	0	0
Juvenile, Noncriminal	0	0	0	0	0	0	0
Commitment	0	0	0	0	0	0	0
Miscellaneous, Noncriminal	1	0	0	1	0	2	0
Suicide and Attempt	0	0	0	0	0	0	0
Mentally Ill	0	0	0	0	0	0	0
Accident, Traffic - Vehicle/Boat	0	0	0	0	0	0	0
Accident, Miscellaneous	0	0	0	0	0	0	0
Person Dead	0	0	0	0	0	0	0
<b>SUBTOTAL</b>	<b>1</b>	<b>0</b>	<b>0</b>	<b>1</b>	<b>0</b>	<b>2</b>	<b>0</b>
<b>GRAND TOTAL</b>	<b>12</b>	<b>29</b>	<b>30</b>	<b>47</b>	<b>45</b>	<b>72</b>	<b>88</b>

## LOS ANGELES COUNTY SHERIFF'S DEPARTMENT

# 2019 MISCELLANEOUS MALE ADULT ARRESTS BY AGE

	25-29	30-34	35-39	40-44	45-49	50+	Total
<b>PART I CRIMES</b>							
Criminal Homicide	1	2	3	3	0	0	11
Rape	0	0	0	1	0	0	3
Robbery	0	1	4	0	0	1	11
Aggravated Assault	11	11	2	5	5	9	53
Burglary	6	4	1	1	0	0	20
Larceny Theft	11	7	4	5	5	9	51
Grand Theft Auto	6	6	7	2	3	1	31
Arson	1	1	1	0	0	0	3
<b>SUBTOTAL</b>	<b>36</b>	<b>32</b>	<b>22</b>	<b>17</b>	<b>13</b>	<b>20</b>	<b>183</b>
<b>PART II CRIMES</b>							
Forgery	0	0	0	0	1	0	1
Fraud and NSF Checks	3	4	2	2	1	4	22
Sex Offense, Felony	10	5	5	7	1	10	51
Sex Offense, Misdemeanor	0	0	1	3	2	7	23
Non-aggravated Assault	20	22	19	17	5	11	105
Weapon	13	11	15	12	7	12	84
Offense Against Family	1	2	1	2	0	1	7
Narcotic	27	24	25	18	19	34	162
Liquor/Tobacco	0	0	0	0	0	0	0
Drunk - Alcohol/Drug	2	0	0	0	1	0	3
Disorderly Conduct	2	1	1	0	0	1	6
Vagrancy/Quality of Life	1	0	0	0	0	0	1
Gambling	0	0	0	0	0	0	0
Drunk Driving - Vehicle/Boat	288	233	176	112	92	183	1,181
Vehicle/Boating	143	74	71	48	34	61	494
Vandalism	8	5	1	2	2	1	30
Warrant	17	11	9	8	10	16	88
Receiving Stolen Property	2	1	2	0	1	2	10
Federal Offense Without Money	0	0	0	0	0	0	0
Federal Offense With Money	0	0	0	0	0	0	0
Felony, Miscellaneous	9	15	8	5	7	8	58
Misdemeanor, Miscellaneous	8	12	9	7	8	8	62
<b>SUBTOTAL</b>	<b>554</b>	<b>420</b>	<b>345</b>	<b>243</b>	<b>191</b>	<b>359</b>	<b>2,388</b>
<b>NONCRIMINAL INCIDENTS</b>							
Person Missing or Found	0	0	0	0	0	0	0
Juvenile, Noncriminal	0	0	0	0	0	0	0
Commitment	0	0	0	0	0	0	0
Miscellaneous, Noncriminal	8	4	4	3	1	3	27
Suicide and Attempt	0	0	0	0	0	0	0
Mentally Ill	0	0	0	0	0	0	0
Accident, Traffic - Vehicle/Boat	0	0	0	0	0	0	0
Accident, Miscellaneous	0	0	0	0	0	0	0
Person Dead	0	0	0	0	0	0	0
<b>SUBTOTAL</b>	<b>8</b>	<b>4</b>	<b>4</b>	<b>3</b>	<b>1</b>	<b>3</b>	<b>27</b>
<b>GRAND TOTAL</b>	<b>598</b>	<b>456</b>	<b>371</b>	<b>263</b>	<b>205</b>	<b>382</b>	<b>2,598</b>

**LOS ANGELES COUNTY SHERIFF'S DEPARTMENT**  
**2019 MISCELLANEOUS**  
**MALE JUVENILE ARRESTS BY AGE**

	0-10	11-12	13-14	15	16	17	Total
<b>PART I CRIMES</b>							
Criminal Homicide	0	0	0	0	1	0	1
Rape	0	0	0	0	0	0	0
Robbery	0	0	0	0	1	0	1
Aggravated Assault	0	0	0	0	0	0	0
Burglary	0	0	0	0	0	0	0
Larceny Theft	0	0	0	0	0	0	0
Grand Theft Auto	0	0	0	0	0	0	0
Arson	0	0	0	0	0	0	0
<b>SUBTOTAL</b>	<b>0</b>	<b>0</b>	<b>0</b>	<b>0</b>	<b>2</b>	<b>0</b>	<b>2</b>
<b>PART II CRIMES</b>							
Forgery	0	0	0	0	0	0	0
Fraud and NSF Checks	0	0	0	0	1	0	1
Sex Offense, Felony	0	0	0	0	0	0	0
Sex Offense, Misdemeanor	0	0	0	0	0	0	0
Non-aggravated Assault	0	0	0	0	0	0	0
Weapon	0	0	0	0	0	1	1
Offense Against Family	0	0	0	0	0	0	0
Narcotic	0	0	0	0	0	0	0
Liquor/Tobacco	0	0	0	0	0	0	0
Drunk - Alcohol/Drug	0	0	0	0	0	0	0
Disorderly Conduct	0	0	0	0	0	0	0
Vagrancy/Quality of Life	0	0	0	0	0	0	0
Gambling	0	0	0	0	0	0	0
Drunk Driving - Vehicle/Boat	0	0	0	0	0	0	0
Vehicle/Boating	0	0	0	0	0	0	0
Vandalism	0	0	0	0	0	0	0
Warrant	0	0	0	0	0	0	0
Receiving Stolen Property	0	0	0	0	0	0	0
Federal Offense Without Money	0	0	0	0	0	0	0
Federal Offense With Money	0	0	0	0	0	0	0
Felony, Miscellaneous	0	0	0	0	0	0	0
Misdemeanor, Miscellaneous	0	0	0	0	0	0	0
<b>SUBTOTAL</b>	<b>0</b>	<b>0</b>	<b>0</b>	<b>0</b>	<b>1</b>	<b>1</b>	<b>2</b>
<b>NONCRIMINAL INCIDENTS</b>							
Person Missing or Found	0	0	0	0	0	0	0
Juvenile, Noncriminal	0	0	0	0	0	0	0
Commitment	0	0	0	0	0	0	0
Miscellaneous, Noncriminal	0	0	0	0	0	0	0
Suicide and Attempt	0	0	0	0	0	0	0
Mentally Ill	0	0	0	0	0	0	0
Accident, Traffic - Vehicle/Boat	0	0	0	0	0	0	0
Accident, Miscellaneous	0	0	0	0	0	0	0
Person Dead	0	0	0	0	0	0	0
<b>SUBTOTAL</b>	<b>0</b>	<b>0</b>	<b>0</b>	<b>0</b>	<b>0</b>	<b>0</b>	<b>0</b>
<b>GRAND TOTAL</b>	<b>0</b>	<b>0</b>	<b>0</b>	<b>0</b>	<b>3</b>	<b>1</b>	<b>4</b>

**LOS ANGELES COUNTY SHERIFF'S DEPARTMENT**  
**2019 MISCELLANEOUS**  
**FEMALE ADULT ARRESTS BY AGE**

	18	19	20	21	22	23	24
<b>PART I CRIMES</b>							
Criminal Homicide	0	0	1	0	0	0	0
Rape	0	0	0	0	0	0	0
Robbery	0	0	0	0	0	0	0
Aggravated Assault	0	0	0	0	0	0	0
Burglary	1	0	0	0	0	0	0
Larceny Theft	0	2	0	0	0	0	0
Grand Theft Auto	0	0	0	0	0	1	0
Arson	0	0	0	0	0	0	0
<b>SUBTOTAL</b>	<b>1</b>	<b>2</b>	<b>1</b>	<b>0</b>	<b>0</b>	<b>1</b>	<b>0</b>
<b>PART II CRIMES</b>							
Forgery	0	0	0	0	0	0	1
Fraud and NSF Checks	0	0	0	1	0	0	0
Sex Offense, Felony	0	0	0	0	0	0	0
Sex Offense, Misdemeanor	0	3	3	1	2	4	0
Non-aggravated Assault	0	1	0	0	0	0	1
Weapon	0	0	0	0	0	0	0
Offense Against Family	0	0	0	0	0	0	0
Narcotic	0	0	0	0	0	1	1
Liquor/Tobacco	0	0	0	0	0	0	0
Drunk - Alcohol/Drug	0	0	0	0	0	0	0
Disorderly Conduct	0	0	0	0	0	0	0
Vagrancy/Quality of Life	0	0	0	0	0	0	0
Gambling	0	0	0	0	0	0	0
Drunk Driving - Vehicle/Boat	0	0	1	2	1	5	3
Vehicle/Boating	0	0	0	0	4	3	3
Vandalism	0	0	0	0	0	0	0
Warrant	1	0	1	1	1	0	2
Receiving Stolen Property	0	0	0	0	0	0	0
Federal Offense Without Money	0	0	0	0	0	0	0
Federal Offense With Money	0	0	0	0	0	0	0
Felony, Miscellaneous	0	0	0	0	0	0	0
Misdemeanor, Miscellaneous	0	2	0	0	0	0	0
<b>SUBTOTAL</b>	<b>1</b>	<b>6</b>	<b>5</b>	<b>5</b>	<b>8</b>	<b>13</b>	<b>11</b>
<b>NONCRIMINAL INCIDENTS</b>							
Person Missing or Found	0	0	0	0	0	0	0
Juvenile, Noncriminal	0	0	0	0	0	0	0
Commitment	0	0	0	0	0	0	0
Miscellaneous, Noncriminal	0	0	1	0	1	0	1
Suicide and Attempt	0	0	0	0	0	0	0
Mentally Ill	0	0	0	0	0	0	0
Accident, Traffic - Vehicle/Boat	0	0	0	0	0	0	0
Accident, Miscellaneous	0	0	0	0	0	0	0
Person Dead	0	0	0	0	0	0	0
<b>SUBTOTAL</b>	<b>0</b>	<b>0</b>	<b>1</b>	<b>0</b>	<b>1</b>	<b>0</b>	<b>1</b>
<b>GRAND TOTAL</b>	<b>2</b>	<b>8</b>	<b>7</b>	<b>5</b>	<b>9</b>	<b>14</b>	<b>12</b>

**LOS ANGELES COUNTY SHERIFF'S DEPARTMENT**  
**2019 MISCELLANEOUS**  
**FEMALE ADULT ARRESTS BY AGE**

	25-29	30-34	35-39	40-44	45-49	50+	Total
<b>PART I CRIMES</b>							
Criminal Homicide	0	1	0	0	0	0	2
Rape	0	0	0	0	0	0	0
Robbery	1	0	0	0	0	0	1
Aggravated Assault	1	3	2	0	0	0	6
Burglary	2	0	0	0	0	1	4
Larceny Theft	2	7	0	1	1	1	14
Grand Theft Auto	2	3	2	2	1	0	11
Arson	0	0	0	0	0	0	0
<b>SUBTOTAL</b>	<b>8</b>	<b>14</b>	<b>4</b>	<b>3</b>	<b>2</b>	<b>2</b>	<b>38</b>
<b>PART II CRIMES</b>							
Forgery	0	0	0	1	0	0	2
Fraud and NSF Checks	2	1	4	3	2	3	16
Sex Offense, Felony	0	0	0	0	0	0	0
Sex Offense, Misdemeanor	3	2	1	1	1	0	21
Non-aggravated Assault	4	1	3	1	0	1	12
Weapon	1	3	2	0	1	0	7
Offense Against Family	0	0	1	0	0	1	2
Narcotic	6	11	3	4	2	4	32
Liquor/Tobacco	0	0	0	0	0	0	0
Drunk - Alcohol/Drug	0	1	0	0	0	0	1
Disorderly Conduct	0	0	0	0	0	0	0
Vagrancy/Quality of Life	0	0	0	0	0	0	0
Gambling	0	0	0	0	0	0	0
Drunk Driving - Vehicle/Boat	50	40	32	17	12	24	187
Vehicle/Boating	26	20	11	3	2	6	78
Vandalism	1	0	1	1	0	1	4
Warrant	4	9	5	6	2	4	36
Receiving Stolen Property	1	0	0	0	0	0	1
Federal Offense Without Money	0	0	0	0	0	0	0
Federal Offense With Money	0	0	0	0	0	0	0
Felony, Miscellaneous	1	1	6	1	0	2	11
Misdemeanor, Miscellaneous	2	1	1	0	4	0	10
<b>SUBTOTAL</b>	<b>101</b>	<b>90</b>	<b>70</b>	<b>38</b>	<b>26</b>	<b>46</b>	<b>420</b>
<b>NONCRIMINAL INCIDENTS</b>							
Person Missing or Found	0	0	0	0	0	0	0
Juvenile, Noncriminal	0	0	0	0	0	0	0
Commitment	0	0	0	0	0	0	0
Miscellaneous, Noncriminal	4	2	2	1	0	8	20
Suicide and Attempt	0	0	0	0	0	0	0
Mentally Ill	0	0	0	0	0	0	0
Accident, Traffic - Vehicle/Boat	0	0	0	0	0	0	0
Accident, Miscellaneous	0	0	0	0	0	0	0
Person Dead	0	0	0	0	0	0	0
<b>SUBTOTAL</b>	<b>4</b>	<b>2</b>	<b>2</b>	<b>1</b>	<b>0</b>	<b>8</b>	<b>20</b>
<b>GRAND TOTAL</b>	<b>113</b>	<b>106</b>	<b>76</b>	<b>42</b>	<b>28</b>	<b>56</b>	<b>478</b>

**LOS ANGELES COUNTY SHERIFF'S DEPARTMENT**  
**2019 MISCELLANEOUS**  
**FEMALE JUVENILE ARRESTS BY AGE**

	0-10	11-12	13-14	15	16	17	Total
<b>PART I CRIMES</b>							
Criminal Homicide	0	0	0	0	0	0	0
Rape	0	0	0	0	0	0	0
Robbery	0	0	0	0	0	0	0
Aggravated Assault	0	0	0	0	0	0	0
Burglary	0	0	0	0	0	0	0
Larceny Theft	0	0	0	0	0	0	0
Grand Theft Auto	0	0	0	0	0	0	0
Arson	0	0	0	0	0	0	0
<b>SUBTOTAL</b>	<b>0</b>	<b>0</b>	<b>0</b>	<b>0</b>	<b>0</b>	<b>0</b>	<b>0</b>
<b>PART II CRIMES</b>							
Forgery	0	0	0	0	0	0	0
Fraud and NSF Checks	0	0	0	0	0	0	0
Sex Offense, Felony	0	0	0	0	0	0	0
Sex Offense, Misdemeanor	0	0	0	0	0	0	0
Non-aggravated Assault	0	0	0	0	0	0	0
Weapon	0	0	0	0	0	0	0
Offense Against Family	0	0	0	0	0	0	0
Narcotic	0	0	0	0	0	0	0
Liquor/Tobacco	0	0	0	0	0	0	0
Drunk - Alcohol/Drug	0	0	0	0	0	0	0
Disorderly Conduct	0	0	0	0	0	0	0
Vagrancy/Quality of Life	0	0	0	0	0	0	0
Gambling	0	0	0	0	0	0	0
Drunk Driving - Vehicle/Boat	0	0	0	0	0	0	0
Vehicle/Boating	0	0	0	0	0	0	0
Vandalism	0	0	0	0	0	0	0
Warrant	0	0	0	0	1	0	1
Receiving Stolen Property	0	0	0	0	0	0	0
Federal Offense Without Money	0	0	0	0	0	0	0
Federal Offense With Money	0	0	0	0	0	0	0
Felony, Miscellaneous	0	0	0	0	1	0	1
Misdemeanor, Miscellaneous	0	0	0	0	0	0	0
<b>SUBTOTAL</b>	<b>0</b>	<b>0</b>	<b>0</b>	<b>0</b>	<b>2</b>	<b>0</b>	<b>2</b>
<b>NONCRIMINAL INCIDENTS</b>							
Person Missing or Found	0	0	0	0	0	0	0
Juvenile, Noncriminal	0	0	0	0	0	0	0
Commitment	0	0	0	0	0	0	0
Miscellaneous, Noncriminal	0	0	0	0	0	0	0
Suicide and Attempt	0	0	0	0	0	0	0
Mentally Ill	0	0	0	0	0	0	0
Accident, Traffic - Vehicle/Boat	0	0	0	0	0	0	0
Accident, Miscellaneous	0	0	0	0	0	0	0
Person Dead	0	0	0	0	0	0	0
<b>SUBTOTAL</b>	<b>0</b>	<b>0</b>	<b>0</b>	<b>0</b>	<b>0</b>	<b>0</b>	<b>0</b>
<b>GRAND TOTAL</b>	<b>0</b>	<b>0</b>	<b>0</b>	<b>0</b>	<b>2</b>	<b>0</b>	<b>2</b>



*Los Angeles County*  
**Sheriff's Department**

*A Tradition of Service*  
— Since 1850 —

© 2020 Los Angeles County Sheriff's Department. All Rights Reserved.